



The following document was not prepared by the Office of the State Auditor, but was prepared by and submitted to the Office of the State Auditor by a private CPA firm. The document was placed on this web page as it was submitted. The Office of the State Auditor assumes no responsibility for its content or for any errors located in the document. Any questions of accuracy or authenticity concerning this document should be submitted to the CPA firm that prepared the document. The name and address of the CPA firm appears in the document.

**Madison County School District**

Audited Financial Statements  
For the Year Ended June 30, 2020



MADISON COUNTY SCHOOL DISTRICT  
TABLE OF CONTENTS

INDEPENDENT AUDITOR'S REPORT	5
MANAGEMENT'S DISCUSSION AND ANALYSIS	11
BASIC FINANCIAL STATEMENTS	
Government-wide Financial Statements	
Exhibit A - Statement of Net Position	21
Exhibit B - Statement of Activities	23
Governmental Funds Financial Statements	
Exhibit C - Balance Sheet	25
Exhibit C-1 - Reconciliation of the Governmental Funds Balance Sheet to the Statement of Net Position	27
Exhibit D - Statement of Revenues, Expenditures and Changes in Fund Balances	29
Exhibit D-1 - Reconciliation of the Governmental Funds Statement of Revenues, Expenditures and Changes in Fund Balances to the Statement of Activities	31
Notes to the Financial Statements	35
REQUIRED SUPPLEMENTARY INFORMATION	
Budgetary Comparison Schedule - General Fund	59
Schedule of the District's Proportionate Share of the Net Pension Liability	61
Schedule of District Contributions (PERS)	63
Schedule of the District's Proportionate Share of the Net OPEB Liability	65
Schedule of District Contributions (OPEB)	67
Notes to the Required Supplementary Information	69
SUPPLEMENTARY INFORMATION	
Schedule of Expenditures of Federal Awards	75
Notes to the Schedule of Expenditures of Federal Awards	77
Schedule of Instructional, Administrative and Other Expenditures - Governmental Funds	79
OTHER INFORMATION	
Statement of Revenues, Expenditures and Changes in Fund Balances - General Fund, Last Four Years	83
Statement of Revenues, Expenditures and Changes in Fund Balances - All Governmental Funds, Last Four Years	85
REPORTS ON INTERNAL CONTROL AND COMPLIANCE	
Independent Auditor's Report on Internal Control Over Financial Reporting and on Compliance and Other Matters Based on an Audit of Financial Statements Performed in Accordance with <i>Government Auditing Standards</i>	89
Independent Auditor's Report on Compliance for Each Major Federal Program and Report on Internal Control Over Compliance Required by the Uniform Guidance	91
SCHEDULE OF FINDINGS AND QUESTIONED COSTS	95



## INDEPENDENT AUDITOR'S REPORT

(This page left blank intentionally)

**SUZANNE E. SMITH, CPA, PLLC**  
**AUDITING AND ACCOUNTING SERVICES**  
**sesmithcpa@msn.com**

**INDEPENDENT AUDITOR'S REPORT**

Superintendent and School Board  
Madison County School District

**Report on the Financial Statements**

We have audited the accompanying financial statements of the governmental activities, each major fund, and the aggregate remaining fund information of the Madison County School District as of and for the year ended June 30, 2020, and the related notes to the financial statements, which collectively comprise the Madison County School District's basic financial statements as listed in the table of contents.

***Management's Responsibility for the Financial Statements***

Management is responsible for the preparation and fair presentation of these financial statements in accordance with accounting principles generally accepted in the United States of America. This includes the design, implementation, and maintenance of internal control relevant to the preparation and fair presentation of financial statements that are free from material misstatement, whether due to fraud or error.

***Auditor's Responsibility***

Our responsibility is to express opinions on these financial statements based on our audit. We conducted our audit in accordance with auditing standards generally accepted in the United States of America and the standards applicable to financial audits contained in *Government Auditing Standards*, issued by the Comptroller General of the United States. Those standards require that we plan and perform the audit to obtain reasonable assurance about whether the financial statements are free of material misstatement.

An audit involves performing procedures to obtain audit evidence about the amounts and disclosures in the financial statements. The procedures selected depend on the auditor's judgment, including the assessment of the risks of material misstatement of the financial statements, whether due to fraud or error. In making those risk assessments, the auditor considers internal control relevant to the entity's preparation and fair presentation of the financial statements in order to design audit procedures that are appropriate in the circumstances, but not for the purpose of expressing an opinion on the effectiveness of the entity's internal control. Accordingly, we express no such opinion. An audit also includes evaluating the appropriateness of accounting policies used and the reasonableness of significant accounting estimates made by management, as well as evaluating the overall presentation of the financial statements.

We believe that the audit evidence we have obtained is sufficient and appropriate to provide a basis for our audit opinions.

***Opinions***

In our opinion, the financial statements referred to above present fairly, in all material respects, the respective financial position of the governmental activities, each major fund, and the aggregate remaining fund information of the Madison County School District, as of June 30, 2020, and the respective changes in financial position thereof for the year then ended in accordance with accounting principles generally accepted in the United States of America.



## **Other Matters**

### *Required Supplementary Information*

Accounting principles generally accepted in the United States of America require that the management's discussion and analysis, budgetary comparison information, the Schedule of the District's Proportionate Share of the Net Pension Liability, the Schedule of District Contributions (PERS), the Schedule of the District's Proportionate Share of the Net OPEB Liability, and the Schedule of District Contributions (OPEB) on pages 11-18, 59, 61, 63, 65, and 67, respectively, be presented to supplement the basic financial statements. Such information, although not a part of the basic financial statements, is required by the Governmental Accounting Standards Board, who considers it to be an essential part of financial reporting for placing the basic financial statements in an appropriate operational, economic, or historical context. We have applied certain limited procedures to the required supplementary information in accordance with auditing standards generally accepted in the United States of America, which consisted of inquiries of management about the methods of preparing the information and comparing the information for consistency with management's responses to our inquiries, the basic financial statements, and other knowledge we obtained during our audit of the basic financial statements. We do not express an opinion or provide any assurance on the information because the limited procedures do not provide us with sufficient evidence to express an opinion or provide any assurance.

### *Other Information*

Our audit was conducted for the purpose of forming opinions on the financial statements that collectively comprise the Madison County School District's basic financial statements. The accompanying Schedule of Expenditures of Federal Awards, as required by Title 2 U.S. Code of Federal Regulations Part 200, Uniform Administrative Requirements, Cost Principles, and Audit Requirements for Federal Awards, the Schedule of Instructional, Administrative and Other Expenditures for Governmental Funds, and the other information section, which includes the Statement of Revenues, Expenditures and Changes in Fund Balances—General Fund, Last Four Years and the Statement of Revenues, Expenditures and Changes in Fund Balances—All Governmental Funds, Last Four Years are presented for purposes of additional analysis and are not a required part of the basic financial statements.

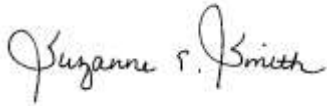
The accompanying Schedule of Expenditures of Federal Awards, as required by Title 2 U.S. Code of Federal Regulations Part 200, Uniform Administrative Requirements, Cost Principles, and Audit Requirements for Federal Awards, and the Schedule of Instructional, Administrative and Other Expenditures for Governmental Funds are the responsibility of management and were derived from and relate directly to the underlying accounting and other records used to prepare the basic financial statements. Such information has been subjected to the auditing procedures applied in the audit of the basic financial statements and certain additional procedures, including comparing and reconciling such information directly to the underlying accounting and other records used to prepare the financial statements or to the financial statements themselves, and other additional procedures in accordance with auditing standards generally accepted in the United States of America. In our opinion, the accompanying supplementary information mentioned above is fairly stated in all material respects in relation to the basic financial statements as a whole.

The other information section, which includes the Statement of Revenues, Expenditures and Changes in Fund Balances—General Fund, Last Four Years and the Statement of Revenues, Expenditures and Changes in Fund Balances—All Governmental Funds, Last Four Years has not been subjected to the auditing procedures applied in the audit of the basic financial statements and, accordingly, we do not express an opinion or provide any assurance on it.

### **Other Reporting Required by Government Auditing Standards**

In accordance with *Government Auditing Standards*, we have also issued our report dated December 22, 2020, on our consideration of the Madison County School District's internal control over financial reporting

and on our tests of its compliance with certain provisions of laws, regulations, contracts and grant agreements and other matters. The purpose of that report is solely to describe the scope of our testing of internal control over financial reporting and compliance and the results of that testing, and not to provide an opinion on the effectiveness of the Madison County School District's internal control over financial reporting or on compliance. That report is an integral part of an audit performed in accordance with *Government Auditing Standards* in considering Madison County School District's internal control over financial reporting and compliance.

A handwritten signature in cursive script that reads "Suzanne E. Smith".

Suzanne E. Smith, CPA, PLLC  
Starkville, Mississippi  
December 22, 2020

(This page left blank intentionally)

## MANAGEMENT'S DISCUSSION AND ANALYSIS

(This page left blank intentionally)

MADISON COUNTY SCHOOL DISTRICT  
Management's Discussion and Analysis  
For the Year Ended June 30, 2020

The following discussion and analysis of Madison County School District's financial performance provides an overview of the School District's financial activities for the year ended June 30, 2020. The intent of this discussion and analysis is to look at the School District's performance as a whole. Readers are encouraged to review the financial statements and the notes to the financial statements to enhance their understanding of the School District's financial performance.

## **FINANCIAL HIGHLIGHTS**

- Total net position for 2020 decreased \$4,203,500, including a prior period adjustment of \$10,778 and a fund reclassification of \$371,785, which represents a 5% decrease from fiscal year 2019. Total net position for 2019 increased \$982,996, including a prior period adjustment of \$105,906, which represents a 1% increase from fiscal year 2018.
- General revenues amounted to \$141,673,030 and \$135,998,102, or 90% and 89% of all revenues for fiscal years 2020 and 2019, respectively. Program specific revenues in the form of charges for services and grants and contributions accounted for \$16,292,335, or 10% of total revenues for 2020, and \$17,266,322, or 11% of total revenues for 2019.
- The District had \$162,551,428 and \$152,387,334 in expenses for fiscal years 2020 and 2019; only \$16,292,335 for 2020 and \$17,266,322 for 2019 of these expenses was offset by program specific charges for services, grants and contributions. General revenues of \$141,673,030 for 2020 were not adequate to provide for the district's programs, while General revenues of \$135,998,102 for 2019 were adequate to provide for these programs.
- Among major funds, the General Fund had \$134,432,131 in revenues and \$125,577,181 in expenditures for 2020, and \$129,148,320 in revenues and \$113,890,114 in expenditures in 2019. The General Fund's fund balance increased by \$3,028,033, including a prior period adjustment of \$3,795 and a fund reclassification of \$371,785, from 2019 to 2020, and decreased by \$16,015,836, including a prior period adjustment of \$29,310, from 2018 to 2019.
- Capital assets, net of accumulated depreciation, decreased by \$2,682,964 for 2020 and decreased by \$3,394,660, including a prior period adjustment of \$34,294, for 2019. The decrease for 2020 was due to the increase in accumulated depreciation.
- Long-term debt, including the liability for compensated absences, decreased by \$10,547,295 for 2020 and decreased by \$8,692,518 for 2019. The liability for compensated absences increased by \$77,705 for 2020 and increased by \$54,482 for 2019.

## **OVERVIEW OF THE FINANCIAL STATEMENTS**

This discussion and analysis serves as an introduction to the District's basic financial statements, which include government-wide financial statements, fund financial statements, and notes to the financial statements. This report also contains required supplementary information, supplementary information, and other information.

### **Government-wide Financial Statements**

The government-wide financial statements are designed to provide the reader with a broad overview of the District's finances. These statements consist of the Statement of Net Position and the Statement of Activities, which are prepared using the flow of economic resources measurement focus and the accrual basis of accounting. The current year's revenues and expenses are taken into account regardless of when cash is received or paid.

The Statement of Net Position presents information on all the District's nonfiduciary assets, deferred

MADISON COUNTY SCHOOL DISTRICT  
Management's Discussion and Analysis  
For the Year Ended June 30, 2020

outflows, liabilities, and deferred inflows, with the differences between them reported as "net position." Over time, increases or decreases in the District's net position may serve as a useful indicator of whether its financial position is improving or deteriorating.

The Statement of Activities presents information showing how the District's net position changed during the most recent fiscal year. All changes in net position are reported as soon as the underlying event giving rise to the change occurs, regardless of the timing of related cash flows. Thus, revenues and expenses are reported in this statement for some items that will only result in cash flows in future fiscal periods.

The government-wide financial statements outline functions of the District that are principally supported by property taxes and intergovernmental revenues (governmental activities). The governmental activities of the District include instruction, support services, non-instructional, sixteenth section, pension expense, OPEB expense, and interest on long-term liabilities.

### **Fund Financial Statements**

A fund is a grouping of related accounts that is used to maintain control over resources that have been segregated for specific activities or objectives. The District uses fund accounting to ensure and demonstrate compliance with finance-related legal requirements. All of the funds of the District are governmental funds.

**Governmental funds** – Most of the District's general activities are reported in its governmental funds. Governmental funds are used to account for essentially the same functions reported as governmental activities in the government-wide financial statements. However, governmental funds are accounted for using the modified accrual basis of accounting and the flow of current financial resources measurement focus. The approach focuses on near-term inflows and outflows of spendable resources, as well as balances of spendable resources available at year end. The governmental fund statements provide a detailed view of the District's near-term financing requirements.

Because the focus of governmental funds is narrower than that of the government-wide financial statements, it is useful to compare the information presented for governmental funds with similar information presented for governmental activities in the government-wide financial statements. By doing so, the reader may gain a better understanding of the long-term impact of the District's near-term financing decisions. The governmental funds Balance Sheet is reconciled to the Statement of Net Position, and the governmental funds Statement of Revenues, Expenditures, and Changes in Fund Balances is reconciled to the Statement of Activities to facilitate this comparison between governmental funds and governmental activities.

The District maintains individual governmental funds in accordance with the *Financial Accounting Manual for Mississippi Public School Districts*. Information is presented separately in the governmental funds Balance Sheet and in the governmental funds Statement of Revenues, Expenditures, and Changes in Fund Balances for all major funds. All non-major funds are combined and presented in these reports as other governmental funds.

### **Reconciliation of Government-wide and Fund Financial Statements**

The financial statements include two schedules that reconcile the amounts reported on the governmental funds financial statements (modified accrual basis of accounting) with government-wide financial statements (accrual basis of accounting). The following summarizes the major differences between the two statements:

Capital assets used in governmental activities are not reported on governmental funds financial statements.

MADISON COUNTY SCHOOL DISTRICT  
Management's Discussion and Analysis  
For the Year Ended June 30, 2020

Capital outlay spending results in capital assets on government-wide financial statements, but is reported as expenditures on the governmental funds financial statements.

Bond and note proceeds result in liabilities on government-wide financial statements, but are recorded as other financing sources on the governmental funds financial statements.

A net pension liability and net OPEB liability result in liabilities on the government-wide financial statements but are not reported on governmental funds financial statements.

Certain other outflows represent either increases or decreases in liabilities on the government-wide financial statements, but are reported as expenditures on the governmental funds financial statements.

### **Notes to the financial statements**

The notes provide additional information that is essential to a full understanding of the data provided in the government-wide and fund financial statements. The notes to the financial statements can be found immediately following the basic financial statements.

### **Required Supplementary Information**

In addition to the basic financial statements and accompanying notes, this report also presents budgetary comparison schedules, Schedule of the District's Proportionate Share of the Net Pension Liability, Schedule of District Contributions (PERS), Schedule of the District's Proportionate Share of the Net OPEB Liability, and Schedule of District Contributions (OPEB) as required supplementary information. The District adopts an annual operating budget for all governmental funds. A budgetary comparison schedule has been provided for the General Fund as required by the Governmental Accounting Standards Board.

### **Supplementary Information**

Additionally, a Schedule of Expenditures of Federal Awards as required by Title 2 U.S. Code of Federal Regulations Part 200, Uniform Administrative Requirements, Cost Principles, and Audit Requirements for Federal Awards and a Schedule of Instructional, Administrative and Other Expenditures for governmental funds can be found in this report.

### **Other Information**

Although not a required part of the basic financial statements, the Statement of Revenues, Expenditures and Changes in Fund Balances—General Fund, Last Four Years and the Statement of Revenues, Expenditures and Changes in Fund Balances—All Governmental Funds, Last Four Years, is presented for purposes of additional analysis as required by the Mississippi Department of Education.

## **GOVERNMENT-WIDE FINANCIAL ANALYSIS**

### **Net position**

Net position may serve over time as a useful indicator of the District's financial position. Assets and deferred outflows of resources exceeded Liabilities and deferred inflows of resources by \$85,660,521 as of June 30, 2020.

The District's financial position is a product of several financial transactions including the net result of activities, the acquisition and payment of debt, the acquisition and disposal of capital assets and the depreciation of capital assets.



MADISON COUNTY SCHOOL DISTRICT  
Management's Discussion and Analysis  
For the Year Ended June 30, 2020

Table 1 presents a summary of the District's net position at June 30, 2020 and June 30, 2019.

**Table 1**  
**Condensed Statement of Net Position**

	June 30, 2020	June 30, 2019	Percentage Change
Current assets	\$ 79,195,763	\$ 70,183,142	12.84 %
Restricted assets	7,159,521	6,432,310	11.31 %
Capital assets, net	240,482,166	243,165,130	-1.10 %
<b>Total assets</b>	<b>326,837,450</b>	<b>319,780,582</b>	<b>2.21 %</b>
<b>Deferred outflows of resources</b>	<b>25,657,541</b>	<b>22,615,964</b>	<b>13.45 %</b>
Current liabilities	10,619,123	934,574	1036.25 %
Long-term debt outstanding	42,900,055	52,776,915	-18.71 %
Net pension liability	199,273,954	183,288,355	8.72 %
Net OPEB liability	10,976,200	9,773,556	12.31 %
<b>Total liabilities</b>	<b>263,769,332</b>	<b>246,773,400</b>	<b>6.89 %</b>
<b>Deferred inflows of resources</b>	<b>3,065,138</b>	<b>5,759,125</b>	<b>-46.78 %</b>
<b>Net position:</b>			
Net investment in capital assets	199,755,370	192,509,203	3.76 %
Restricted	14,609,959	15,536,730	-5.97 %
Unrestricted	(128,704,808)	(118,181,912)	-8.90 %
<b>Total net position</b>	<b>\$ 85,660,521</b>	<b>\$ 89,864,021</b>	<b>-4.68 %</b>

Additional information on unrestricted net position:

In connection with the application of standards on accounting and financial reporting for pensions and OPEB, management presents the following additional information:

Total unrestricted net position (deficit)	(\$128,704,808)
Less unrestricted deficit in net position resulting from recognition of the net pension liability and net OPEB liability including the related deferred outflows and deferred inflows	188,635,121
Unrestricted net position, exclusive of the net pension liability and net OPEB liability effect	<u>\$ 59,930,313</u>

The following are significant current year transactions that have had an impact on the Statement of Net Position.

- Increase in current assets of \$9,012,621.
- Decrease in net capital assets in the amount of \$2,682,964.
- Decrease in long-term debt outstanding, including bond premiums, of \$9,876,860.
- Increase in net pension liability of \$15,985,599.

MADISON COUNTY SCHOOL DISTRICT  
Management's Discussion and Analysis  
For the Year Ended June 30, 2020

**Changes in net position**

The District's total revenues for the fiscal years ended June 30, 2020 and June 30, 2019 were \$157,965,365 and \$153,264,424, respectively. The total cost of all programs and services was \$162,551,428 for 2020 and \$152,387,334 for 2019.

Table 2 presents a summary of the changes in net position for the fiscal years ended June 30, 2020 and June 30, 2019.

**Table 2  
Changes in Net Position**

	Year Ended June 30, 2020	Year Ended June 30, 2019	Percentage Change
<b>Revenues:</b>			
Program revenues:			
Charges for services	\$ 4,057,746	\$ 4,808,429	(15.61) %
Operating grants and contributions	12,234,589	12,457,893	(1.79) %
General revenues:			
Property taxes	75,220,442	72,845,669	3.26 %
Grants and contributions not restricted	63,613,154	59,607,924	6.72 %
Investment earnings	913,127	1,424,729	(35.91) %
Sixteenth section sources	1,142,703	1,399,032	(18.32) %
Other	783,604	720,748	8.72 %
<b>Total revenues</b>	<b>157,965,365</b>	<b>153,264,424</b>	<b>3.07 %</b>
<b>Expenses:</b>			
Instruction	78,297,237	74,816,885	4.65 %
Support services	53,324,663	46,763,450	14.03 %
Non-instructional	3,946,957	4,556,119	(13.37) %
Sixteenth section	218,065	251,374	(13.25) %
Pension expense	24,718,558	23,666,328	4.45 %
OPEB expense	762,260	557,046	36.84 %
Interest on long-term liabilities	1,283,688	1,776,132	(27.73) %
<b>Total expenses</b>	<b>162,551,428</b>	<b>152,387,334</b>	<b>6.67 %</b>
<b>Increase (Decrease) in net position</b>	<b>(4,586,063)</b>	<b>877,090</b>	<b>(622.87) %</b>
<b>Net Position, July 1, as previously reported</b>	<b>89,864,021</b>	<b>88,881,025</b>	<b>1.11 %</b>
<b>Fund reclassification</b>	<b>371,785</b>	<b>-</b>	<b>N/A %</b>
<b>Prior Period Adjustments</b>	<b>10,778</b>	<b>105,906</b>	<b>(89.82) %</b>
<b>Net Position, July 1, as restated</b>	<b>90,246,584</b>	<b>88,986,931</b>	<b>1.42 %</b>
<b>Net Position, June 30</b>	<b>\$ 85,660,521</b>	<b>\$ 89,864,021</b>	<b>(4.68) %</b>

**Governmental activities**

The following table presents the cost of seven major District functional activities: instruction, support services, non-instructional, sixteenth section, pension expense, OPEB expense and interest on long-term liabilities. The table also shows each functional activity's net cost (total cost less charges for services generated by the activities and intergovernmental aid provided for specific programs). The net cost presents the financial burden that was placed on the State and District's taxpayers by each of these functions.

MADISON COUNTY SCHOOL DISTRICT  
Management's Discussion and Analysis  
For the Year Ended June 30, 2020

**Table 3**  
**Net Cost of Governmental Activities**

	<b>Total Expenses</b>		<b>Percentage Change</b>
	<b>2020</b>	<b>2019</b>	
Instruction	\$ 78,297,237	\$ 74,816,885	4.65 %
Support services	53,324,663	46,763,450	14.03 %
Non-instructional	3,946,957	4,556,119	(13.37) %
Sixteenth section	218,065	251,374	(13.25) %
Pension Expense	24,718,558	23,666,328	4.45 %
OPEB Expense	762,260	557,046	36.84 %
Interest on long-term liabilities	1,283,688	1,776,132	(27.73) %
<b>Total expenses</b>	<b>\$ 162,551,428</b>	<b>\$ 152,387,334</b>	<b>6.67 %</b>

	<b>Net (Expense) Revenue</b>		<b>Percentage Change</b>
	<b>2020</b>	<b>2019</b>	
Instruction	\$ (70,875,748)	\$ (67,478,237)	(5.03) %
Support services	(49,314,360)	(42,635,915)	(15.66) %
Non-instructional	913,187	1,189,987	(23.26) %
Sixteenth section	(217,666)	(197,341)	(10.30) %
Pension Expense	(24,718,558)	(23,666,328)	(4.45) %
OPEB Expense	(762,260)	(557,046)	(36.84) %
Interest on long-term liabilities	(1,283,688)	(1,776,132)	27.73 %
<b>Total net (expense) revenue</b>	<b>\$ (146,259,093)</b>	<b>\$ (135,121,012)</b>	<b>(8.24) %</b>

- Net cost of governmental activities [(\$146,259,093) for 2020 and (\$135,121,012) for 2019] was financed by general revenue, which is primarily made up of property taxes (\$75,220,442 for 2020 and \$72,845,669 for 2019) and state and federal revenues (\$63,613,154 for 2020 and \$59,607,924 for 2019). In addition, there was \$1,142,703 and \$1,399,032 in Sixteenth Section sources for 2020 and 2019, respectively.
- Investment earnings amounted to \$913,127 for 2020 and \$1,424,729 for 2019.

## FINANCIAL ANALYSIS OF THE DISTRICT'S FUNDS

As noted earlier, the District uses fund accounting to ensure and demonstrate compliance with finance-related legal requirements.

**Governmental funds.** The focus of the District's governmental funds is to provide information on current inflows, outflows and balances of spendable resources. Such information is useful in assessing the District's financing requirements. In particular, unassigned fund balance may serve as a useful measure of the District's net resources available for spending at the end of the fiscal year.

The financial performance of the District as a whole is reflected in its governmental funds. As the District completed the year, its governmental funds reported a combined fund balance of \$76,069,881, an increase of \$138,826, which includes a prior period adjustment of \$2,783, a fund reclassification of \$371,785, and an increase in inventory of \$124,113. \$25,935,507 or 34% of the fund balance is unassigned, which represents the residual classification for the General Fund's fund balance that has not been assigned to other funds and that has not been restricted, committed, or assigned to specific purposes within the general fund. The remaining fund balance of \$50,134,374 or 66% is either nonspendable, restricted, committed or assigned to indicate that it is not available for spending except only for the purposes to which it is restricted,

MADISON COUNTY SCHOOL DISTRICT  
Management's Discussion and Analysis  
For the Year Ended June 30, 2020

committed or assigned. The General Fund is the principal operating fund of the District. The increase in fund balance in the General Fund for the fiscal year was \$3,028,033, which included a prior period adjustment of \$3,795 and a fund reclassification of \$371,785. The fund balance of Other Governmental Funds showed a decrease in the amount of \$498,091, which included a prior period adjustment of (\$1,012) and an increase in reserve for inventory of \$124,113. The increase (decrease) in the fund balances for the other major funds were as follows:

<u>Major Fund</u>	<u>Increase (Decrease)</u>
District Construction Fund	\$ (2,391,116)

## BUDGETARY HIGHLIGHTS

During the year, the District revised the annual operating budget. Budget revisions were made to address and correct the original budgets to reflect more accurately the sources and uses of funding for the School District.

A schedule showing the original and final budget amounts compared to the District's actual financial activity for the General Fund is provided in this report as required supplementary information.

## CAPITAL ASSETS AND DEBT ADMINISTRATION

**Capital Assets.** As of June 30, 2020, the District's total capital assets were \$344,995,315, including land, construction in progress, school buildings, building improvements, buses, other school vehicles, and furniture and equipment. This amount represents an increase of \$5,246,233, which includes a prior period adjustment of \$5,742, from 2019. Total accumulated depreciation as of June 30, 2020, was \$104,513,149, and total depreciation expense for the year was \$8,062,893, resulting in total net capital assets of \$240,482,166.

**Table 4**  
**Capital Assets, Net of Accumulated Depreciation**

	<u>June 30, 2020</u>	<u>June 30, 2019</u>	<u>Percentage</u> <u>Change</u>
Land	\$ 7,121,976	\$ 7,121,976	0.00 %
Construction in Progress	4,255,901	1,956,476	117.53 %
Buildings	195,752,105	201,122,475	(2.67) %
Building improvements	13,389,076	11,613,319	15.29 %
Improvements other than buildings	10,102,555	10,237,721	(1.32) %
Mobile equipment	9,125,749	10,243,675	(10.91) %
Furniture and equipment	734,804	869,488	(15.49) %
<b>Total</b>	<b><u>\$ 240,482,166</u></b>	<b><u>\$ 243,165,130</u></b>	<b><u>(1.10) %</u></b>

Additional information on the District's capital assets can be found in Note 5 included in this report.

MADISON COUNTY SCHOOL DISTRICT  
Management's Discussion and Analysis  
For the Year Ended June 30, 2020

**Debt Administration.** At June 30, 2020, the District had \$40,743,889 in outstanding long-term debt, \$9,114,794 of which is due within one year. The liability for compensated absences increased \$77,705 from the prior year.

**Table 5**  
**Outstanding Long-Term Debt**

	<b>June 30, 2020</b>	<b>June 30, 2019</b>	<b>Percentage Change</b>
General obligation bonds payable	\$ 36,665,000	\$ 47,290,000	(22.47) %
Qualified school construction bonds payable	2,883,000	2,883,000	0.00 %
Compensated absences payable	1,195,889	1,118,184	6.95 %
<b>Total</b>	<b>\$ 40,743,889</b>	<b>\$ 51,291,184</b>	<b>(20.56) %</b>

Additional information on the District's long-term debt can be found in Note 6 included in this report.

## **CURRENT ISSUES**

The Madison County School District is financially stable. The District is proud of its community support of the public schools. The District has committed itself to financial excellence for many years. The District plans to continue its sound fiscal management to meet the challenges of the future.

## **CONTACTING THE DISTRICT'S FINANCIAL MANAGEMENT**

If you have any questions about this report or need additional financial information, contact the Superintendent's Office of the Madison County School District, 476 Highland Colony Parkway, Ridgeland, MS 39157.

## FINANCIAL STATEMENTS

(This page left blank intentionally)

**MADISON COUNTY SCHOOL DISTRICT**

**Statement of Net Position  
June 30, 2020**

**Exhibit A**

	Governmental Activities
<b>Assets</b>	
Cash and cash equivalents	\$ 74,199,941
Cash with fiscal agents	60,702
Due from other governments	4,754,501
Accrued interest receivable	20,696
Inventories	152,310
Prepaid assets	7,613
Restricted assets	7,159,521
Capital assets, non-depreciable	
Land	7,121,976
Construction in progress	4,255,901
Capital assets, net of accumulated depreciation:	
Buildings	195,752,105
Building improvements	13,389,076
Improvements other than buildings	10,102,555
Mobile equipment	9,125,749
Furniture and equipment	734,804
Total Assets	<u>326,837,450</u>
<b>Deferred Outflows of Resources</b>	
Deferred outflows - advance refunding of debt	977,370
Deferred outflows - pensions	22,764,552
Deferred outflows - OPEB	1,915,619
Total deferred outflows of resources	<u>25,657,541</u>
<b>Liabilities</b>	
Accounts payable and accrued liabilities	10,285,403
Interest payable on long-term liabilities	333,720
Long-term liabilities, due within one year:	
Capital related liabilities	9,055,000
Non-capital related liabilities	59,794
Net OPEB liability	420,907
Long-term liabilities, due beyond one year:	
Capital related liabilities	30,493,000
Capital related bond premiums	2,156,166
Non-capital related liabilities	1,136,095
Net pension liability	199,273,954
Net OPEB liability	10,555,293
Total Liabilities	<u>263,769,332</u>
<b>Deferred Inflows of Resources</b>	
Deferred inflows - pensions	2,338,855
Deferred inflows - OPEB	726,283
Total deferred inflows of resources	<u>3,065,138</u>
<b>Net Position</b>	
Net investment in capital assets	199,755,370
Restricted for:	
Expendable:	
School-based activities	2,022,360
Debt service	9,865,933
Forestry improvements	282,461
Unemployment benefits	125,280
Non-expendable:	
Sixteenth section	2,313,925
Unrestricted	(128,704,808)
Total Net Position	<u>\$ 85,660,521</u>

The notes to the financial statements are an integral part of this statement.



(This page left blank intentionally)

**MADISON COUNTY SCHOOL DISTRICT**

**Statement of Activities  
For the Year Ended June 30, 2020**

**Exhibit B**

Functions/Programs	Expenses	Program Revenues			Net (Expense) Revenue and Changes in Net Position
		Charges for Services	Operating Grants and Contributions	Capital Grants and Contributions	Governmental Activities
Governmental Activities:					
Instruction	\$ 78,297,237	2,284,552	5,136,937		(70,875,748)
Support services	53,324,663	600	4,009,703		(49,314,360)
Non-instructional	3,946,957	1,772,195	3,087,949		913,187
Sixteenth section	218,065	399			(217,666)
Pension expense	24,718,558				(24,718,558)
OPEB expense	762,260				(762,260)
Interest on long-term liabilities	1,283,688				(1,283,688)
Total Governmental Activities	<u>\$ 162,551,428</u>	<u>4,057,746</u>	<u>12,234,589</u>	<u>0</u>	<u>(146,259,093)</u>
General Revenues:					
Taxes:					
General purpose levies					
Debt service levies					
Unrestricted grants and contributions:					
State					
Federal					
Unrestricted investment earnings					
Sixteenth section sources					
Other					
Total General Revenues					
Change in Net Position					
Net Position - Beginning, as previously reported					
Fund reclassification					
Prior Period Adjustments					
Net Position - Beginning, as restated					
Net Position - Ending					

The notes to the financial statements are an integral part of this statement.

(This page left blank intentionally)

**MADISON COUNTY SCHOOL DISTRICT**

**Governmental Funds**

**Balance Sheet**

**June 30, 2020**

**Exhibit C**

	Major Funds			
	General Fund	District Construction Fund	Other Governmental Funds	Total Governmental Funds
<b>Assets</b>				
Cash and cash equivalents	\$ 40,999,916	25,573,046	11,008,404	77,581,366
Cash with fiscal agents	60,702		191,115	251,817
Investments			3,586,981	3,586,981
Due from other governments	3,561,793		1,192,708	4,754,501
Accrued interest receivable			20,696	20,696
Due from other funds	548,884			548,884
Inventories			152,310	152,310
Prepaid items	7,613			7,613
Total assets	45,178,908	25,573,046	16,152,214	86,904,168
<b>Liabilities and Fund Balances</b>				
<b>Liabilities:</b>				
Accounts payable and accrued liabilities	7,443,330	2,527,559	314,514	10,285,403
Due to other funds			548,884	548,884
Total Liabilities	7,443,330	2,527,559	863,398	10,834,287
<b>Fund Balances:</b>				
<b>Nonspendable:</b>				
Inventory			152,310	152,310
Prepaid items	7,613			7,613
Permanent fund principal			2,313,925	2,313,925
<b>Restricted:</b>				
Debt Service			10,199,653	10,199,653
Forestry improvement purposes			282,461	282,461
Grant activities			1,862,437	1,862,437
Unemployment benefits			125,280	125,280
<b>Committed:</b>				
Capital projects		23,045,487		23,045,487
<b>Assigned:</b>				
Facility repair and renovations	8,572,175			8,572,175
Student activities	1,860,939			1,860,939
Instructional activities	536,677			536,677
Technology	822,667			822,667
Unemployment benefits			352,750	352,750
<b>Unassigned</b>	25,935,507			25,935,507
Total Fund Balances	37,735,578	23,045,487	15,288,816	76,069,881
Total liabilities and fund balances	\$ 45,178,908	25,573,046	16,152,214	86,904,168

The notes to the financial statements are an integral part of this statement.

(This page left blank intentionally)

**MADISON COUNTY SCHOOL DISTRICT**

**Governmental Funds**

**Reconciliation of the Governmental Funds Balance Sheet to the Statement of Net Position  
June 30, 2020**

**Exhibit C-1**

**Total fund balances for governmental funds** \$ 76,069,881

Amounts reported for governmental activities in the statement of Net Position are different because:

1. Capital assets used in governmental activities are not financial resources and therefore are not reported in the funds:

Land	\$ 7,121,976	
Construction in progress	4,255,901	
Buildings	279,725,083	
Building improvements	16,717,211	
Improvements other than buildings	17,275,751	
Mobile equipment	13,928,365	
Furniture and equipment	5,971,028	
Accumulated depreciation	<u>(104,513,149)</u>	240,482,166

2. Some liabilities, including net pension obligations, are not due and payable in the current period and, therefore, are not reported in the funds:

Net pension liability	(199,273,954)	
-----------------------	---------------	--

Deferred outflows and inflows of resources related to pensions are applicable to future periods and, therefore, are not reported in the funds:

Deferred outflows of resources related to pensions	22,764,552	
Deferred inflows of resources related to pensions	<u>(2,338,855)</u>	(178,848,257)

3. Some liabilities, including net OPEB obligations, are not due and payable in the current period and, therefore, are not reported in the funds:

Net OPEB liability	(10,976,200)	
--------------------	--------------	--

Deferred outflows and inflows of resources related to OPEB are applicable to future periods and, therefore, are not reported in the funds:

Deferred outflows of resources related to OPEB	1,915,619	
Deferred inflows of resources related to OPEB	<u>(726,283)</u>	(9,786,864)

4. Long-term liabilities and related accrued interest are not due and payable in the current period and therefore are not reported in the funds:

General obligation bonds payable	(36,665,000)	
Other bonds payables	(2,883,000)	
Compensated absences	(1,195,889)	
Unamortized outflows - advance refunding of debt	977,370	
Unamortized bond premiums	(2,156,166)	
Accrued interest payable	<u>(333,720)</u>	(42,256,405)

**Net Position of governmental activities** \$ 85,660,521

The notes to the financial statements are an integral part of this statement.

(This page left blank intentionally)

**MADISON COUNTY SCHOOL DISTRICT**

**Governmental Funds**

**Statement of Revenues, Expenditures and Changes in Fund Balances  
For the Year Ended June 30, 2020**

**Exhibit D**

	Major Funds			
	General	District	Other	Total
	Fund	Construction	Governmental	Governmental
	Fund	Fund	Funds	Funds
<b>Revenues:</b>				
Local sources	\$ 68,260,479		12,293,141	80,553,620
State sources	64,439,412		2,655,710	67,095,122
Federal sources	535,375		8,217,246	8,752,621
Sixteenth section sources	1,196,865		89,739	1,286,604
Total Revenues	134,432,131	0	23,255,836	157,687,967
<b>Expenditures:</b>				
Instruction	74,608,278		7,847,249	82,455,527
Support services	50,448,192	347,186	3,614,027	54,409,405
Noninstructional services	200		4,744,220	4,744,420
Sixteenth section	191,414		26,651	218,065
Facilities acquisition and construction	329,097	5,043,930		5,373,027
Debt service:				
Principal			7,305,000	7,305,000
Interest			1,327,275	1,327,275
Other			147,447	147,447
Total Expenditures	125,577,181	5,391,116	25,011,869	155,980,166
Excess (Deficiency) of Revenues over (under) Expenditures	8,854,950	(5,391,116)	(1,756,033)	1,707,801
<b>Other Financing Sources (Uses):</b>				
Bonds and notes issued			13,180,000	13,180,000
Premium on refunding bonds issued			1,147,571	1,147,571
Payments held by escrow agents			235,250	235,250
Insurance loss recoveries	600			600
Proceeds from sale of assets	281,298			281,298
Operating transfers in	157,809	3,000,000	3,642,204	6,800,013
Operating transfers out	(6,642,204)		(157,809)	(6,800,013)
Payments to refunded bond escrow agent			(16,677,125)	(16,677,125)
Payments to QSCB debt escrow agent			(235,250)	(235,250)
Total Other Financing Sources (Uses)	(6,202,497)	3,000,000	1,134,841	(2,067,656)
Net Change in Fund Balances	2,652,453	(2,391,116)	(621,192)	(359,855)
<b>Fund Balances:</b>				
July 1, 2019, as previously reported	34,707,545	25,436,603	15,786,907	75,931,055
Fund reclassification	371,785			371,785
Prior period adjustments	3,795		(1,012)	2,783
July 1, 2019, as restated	35,083,125	25,436,603	15,785,895	76,305,623
Increase (Decrease) in reserve for inventory			124,113	124,113
June 30, 2020	\$ 37,735,578	23,045,487	15,288,816	76,069,881

The notes to the financial statements are an integral part of this statement.



(This page left blank intentionally)

**MADISON COUNTY SCHOOL DISTRICT**

**Governmental Funds**

**Reconciliation of the Governmental Funds Statement of Revenues,  
Expenditures and Changes in Fund Balances to the Statement of Activities  
For the Year Ended June 30, 2020**

**Exhibit D-1**

**Net change in fund balances - total governmental funds** \$ (359,855)

Amounts reported for governmental activities in the statement of activities are different because:

1. Governmental funds report capital outlay as expenditures. However, in the statement of activities, the cost of capital assets is allocated over their estimated useful lives as depreciation expense. In the current period, these amounts are:

Capital outlay	\$ 5,579,669	
Depreciation expense	<u>(8,062,893)</u>	(2,483,224)

2. In the statement of activities, only the gain/loss on the sale of assets is reported, while in the governmental funds, the proceeds from the sale increases financial resources. Thus, the change in Net Position differs from the change in fund balance by the cost of the assets sold.

(207,735)

3. The issuance of long-term debt provides current financial resources to governmental funds, while the repayment of the principal of long-term debt consumes the current financial resources of governmental funds. Neither transaction, however, has any effect on Net Position. Also, governmental funds report the effect of premiums, discounts, and the difference between the carrying value of refunded debt and the acquisition cost of refunded debt when debt is first issued. These amounts are deferred and amortized in the statement of activities:

Refunding bonds issued	(13,180,000)	
Premiums on refunding bonds issued	(1,147,571)	
Payments of debt principal	7,305,000	
Payments to refunded bond escrow agent	16,677,125	
Accrued interest payable	<u>(83,543)</u>	9,571,011

4. Some items relating to pensions and reported in the statement of activities do not provide or require the use of current financial resources and therefore are not reported as revenues/expenditures in the governmental funds. The activities include:

Pension expense	(24,718,558)	
Contributions subsequent to the measurement date	<u>13,641,065</u>	(11,077,493)

5. Some items relating to OPEB and reported in the statement of activities do not provide or require the use of current financial resources and therefore are not reported as revenues/expenditures in the governmental funds. The activities include:

OPEB expense	(762,260)	
Contributions subsequent to the measurement date	<u>412,508</u>	(349,752)

6. Some items reported in the statement of activities do not provide or require the use of current financial resources and therefore are not reported as revenues/expenditures in governmental funds. These activities include:

Change in inventory reserve	124,113	
Change in compensated absences	(77,705)	
Amortization of deferred outflows and premiums	<u>274,577</u>	320,985

**Change in Net Position of governmental activities** \$ (4,586,063)

The notes to the financial statements are an integral part of this statement.

(This page left blank intentionally)

## NOTES TO THE FINANCIAL STATEMENTS

(This page left blank intentionally)

MADISON COUNTY SCHOOL DISTRICT  
Notes to the Financial Statements  
For the Year Ended June 30, 2020

**Note 1 – Summary of Significant Accounting Policies**

The accompanying financial statements of the school district have been prepared in conformity with generally accepted accounting principles (GAAP) as prescribed by the Governmental Accounting Standards Board (GASB). GASB is the accepted standard-setting body for governmental accounting and financial reporting principles. The most significant of the school district's accounting policies are described below.

**A. Financial Reporting Entity**

As defined by accounting principles generally accepted in the United States of America, the school district is considered a "primary government." The school district is governed by a five member board to which each member is elected by the citizens of each defined county district.

For financial reporting purposes, Madison County School District has included all funds and organizations. The District has also considered all potential component units for which it is financially accountable and other organizations for which the nature and significance of their relationship with the District are such that exclusion would cause the District's financial statements to be misleading or incomplete. The Governmental Accounting Standards Board has set forth criteria to be considered in determining financial accountability. These criteria include appointing a voting majority of an organization's governing body and (1) the ability of the District to impose its will on that organization or (2) the potential for the organization to provide specific benefits to or impose specific financial burdens on the District.

**B. Government-wide and Fund Financial Statements**

Government-wide Financial Statements – The Statement of Net Position and the Statement of Activities report information on all of the non-fiduciary activities of the District. For the most part, the effect of inter-fund activity has been removed from these statements. Governmental activities, which normally are supported by tax and intergovernmental revenues, are reported separately from business type activities, which rely to a significant extent on fees and charges for support.

The Statement of Net Position presents the District's non-fiduciary assets, deferred outflows, liabilities, and deferred inflows with the difference reported as net position. Net position is reported in three categories:

1. Net investment in capital assets consists of capital assets, net of accumulated depreciation, and reduced by outstanding balances of bonds, notes and other debt attributable to the acquisition, construction or improvement of those assets.
2. Restricted net position results when constraints placed on net position use are either externally imposed or imposed by law through constitutional provisions or enabling legislation.
3. Unrestricted net position consists of net position not meeting the definition of the two preceding categories. Unrestricted net position often has constraints on resources imposed by management which can be removed or modified.

The Statement of Activities demonstrates the degree to which the direct expenses of a given function, or segment, are offset by program revenues. Direct expenses are those clearly identifiable with a specific function. Program revenues include 1) charges to customers or applicants who purchase, use, or directly benefit from goods, services, or privileges provided by a given function and 2) grants, contributions and interest restricted to meeting the operational or capital requirements of a particular function. Property taxes and other items not included among program revenues are reported instead as general revenues.

Fund Financial Statements – Separate financial statements are provided for governmental funds. Major individual governmental funds are reported in separate columns in the fund financial statements. All remaining governmental funds are aggregated and reported as other governmental funds.

MADISON COUNTY SCHOOL DISTRICT  
Notes to the Financial Statements  
For the Year Ended June 30, 2020

The school district reports the following major governmental funds:

**General Fund** - This is the school district's primary operating fund. The general fund is used to account for and report all financial resources not accounted for and reported in another fund.

**District Construction Fund** – This is a capital projects fund that accounts for funds transferred from the General fund to be used for the acquisition, construction, or renovation of major capital facilities.

All other governmental funds not meeting the criteria established for major funds are presented in the other governmental column of the fund financial statements.

Additionally, the school district reports the following fund types:

**GOVERNMENTAL FUNDS**

**Special Revenue Funds** - Special Revenue Funds are used to account for and report the proceeds of specific revenue sources that are restricted or committed to expenditure for specified purposes other than debt service or capital projects.

**Capital Projects Funds** - Capital Projects Funds are used to account for and report financial resources that are restricted, committed, or assigned to expenditure for capital outlays, including the acquisition or construction of capital facilities and other capital assets.

**Debt Service Funds** - Debt Service Funds are used to account for and report financial resources that are restricted, committed, or assigned to expenditure for principal and interest.

**Permanent Funds** - Permanent Funds are used to account for and report resources that are restricted to the extent that only earnings, and not the principal, may be used for purposes that support the district's programs.

**C. Measurement Focus, Basis of Accounting, and Financial Statement Presentation**

In the government-wide Statement of Net Position and Statement of Activities, governmental activities are presented using the economic resources measurement focus and the accrual basis of accounting. Revenues are recorded when earned, and expenses are recorded when a liability is incurred or economic asset used, regardless of the timing of the related cash flows. Grants and similar items are recognized as revenue as soon as all eligibility requirements imposed by the provider have been met.

Governmental fund financial statements are reported using the current financial resources measurement focus and the modified accrual basis of accounting. Revenues are recognized as soon as they are both measurable and available. Measurable means knowing or being able to reasonably estimate the amount. Revenues are considered to be available when they are collectible within the current period or soon enough thereafter to pay liabilities of the current period. For this purpose, the government considers revenues to be available if they are collected within 60 days after year end. Expenditures (including capital outlay) are recorded when the related fund liability is incurred, as under accrual accounting. However, debt service expenditures, as well as expenditures related to compensated absences and judgments, are recorded only when payment is due.

Federal grants and assistance awards made on the basis of entitlement periods are recorded as receivables and revenues when entitlement occurs. Federal reimbursement type grants are recorded as revenues when the related expenditures are recognized. Use of grant resources is conditioned upon compliance with terms of the grant agreements and applicable federal regulations, which include subjecting grants to financial and compliance audits.

Property taxes, intergovernmental revenues (shared revenues, grants and reimbursements from other governments) and interest associated with the current fiscal period are all considered to be susceptible to accrual.

Ad valorem property taxes are levied by the governing authority of the county on behalf of the school district based upon an order adopted by the school board of the school district requesting an ad valorem tax effort in dollars. Since the taxes are not levied and collected by the school district, the revenues to be generated by the annual levies are not recognized until the taxes are actually collected by the tax levying authority.

MADISON COUNTY SCHOOL DISTRICT  
Notes to the Financial Statements  
For the Year Ended June 30, 2020

Capital asset acquisitions are reported as expenditures in governmental funds. Proceeds of general long-term debt and acquisitions under capital leases are reported as other financing sources.

Under the terms of grant agreements, the District funds certain programs by a combination of specific cost-reimbursement grants and general revenues. Thus, when program expenses are incurred, there is both restricted and unrestricted net position available to finance the program. It is the District's policy to first apply cost-reimbursement grant resources to such programs and then general revenues.

The effect of inter-fund activity has been eliminated from the government-wide statements.

Revenues from the Mississippi Adequate Education Program are appropriated on a fiscal year basis and are recorded at the time the revenues are received from the State of Mississippi.

The account classifications used in the financial statements conform to the broad classifications recommended in *Governmental Accounting, Auditing, and Financial Reporting*, issued in 2012 by the Government Finance Officers Association and are consistent with the broad classifications recommended in *Financial Accounting for Local and State School Systems, 2014*, issued by the U.S. Department of Education.

**D. Encumbrances**

An encumbrance system is maintained to account for commitments or assignments resulting from approved purchase orders, work orders and contracts. However, the school district attempts to liquidate all encumbrances at year-end. Encumbrances outstanding at year-end are not reported within committed or assigned fund balances.

**E. Assets, liabilities, deferred outflows/inflows, and net position/fund balances**

**1. Cash, Cash equivalents and Investments**

**Cash and cash equivalents**

The district's cash and cash equivalents are considered to be cash on hand, demand deposits, and short-term investments with original maturities of three months or less from the date of acquisition. The school district deposits excess funds in the financial institutions selected by the school board. State statutes specify how these depositories are to be selected.

**Investments**

The school district can invest its excess funds, as permitted by Section 29-3-113, Miss. Code Ann. (1972), in interest-bearing deposits or other obligations of the types described in Section 27-105-33, Miss. Code Ann. (1972), or in any other type investment in which any other agency, instrumentality or subdivision of the State of Mississippi may invest, except that 100% of said funds are authorized to be so invested.

For accounting purposes, certificates of deposit are classified as investments if they have an original maturity greater than three months when acquired.

Investments for the district are reported at fair market value.

**2. Receivables and payables**

Activities between funds that are representative of lending/borrowing arrangements outstanding at the end of the fiscal year are referred to as either "due to/from other funds" (i.e., the current portion of inter-fund loans) or "advances to/from other funds" (i.e. the non-current portion of inter-fund loans). All other outstanding balances between funds are reported as "due to/from other funds."

Advances between funds, as reported in the fund financial statements, are offset by a fund balance reserve account in applicable governmental funds to indicate that they are not available for appropriation and are not expendable available financial resources.



MADISON COUNTY SCHOOL DISTRICT  
Notes to the Financial Statements  
For the Year Ended June 30, 2020

3. Due from Other Governments

Due from other governments represents amounts due from the State of Mississippi and various grants and reimbursements from other governments.

4. Inventories and Prepaid Items

Donated commodities are received from the USDA and are valued at USDA cost. Other inventories are valued at cost (calculated on the first-in, first-out basis). The costs of governmental fund type inventories are reported as expenditures when purchased.

Certain payments to vendors reflect costs applicable to future accounting periods and are recorded as prepaid items in both the government-wide and governmental fund financial statements.

5. Restricted Assets

Certain resources set aside for repayment of debt are classified as restricted assets on the Statement of Net Position because their use is limited by applicable debt statutes, e.g. Qualified School Construction Bond sinking funds. Also, the nonexpendable portion of the Permanent Fund, if applicable, is classified as restricted assets because the 16<sup>th</sup> Section Principal fund is not available for use by the district except as provided for under state statute for loans from this fund.

6. Capital Assets

Capital assets include land, improvements to land, easements, water rights, timber rights, buildings, building improvements, vehicles, machinery, equipment, works of art and historical treasures, infrastructure, and all other tangible assets that are used in operations and that have initial useful lives extending beyond a single reporting period. Capital assets are reported in the applicable governmental or business type activities columns in the government-wide Statement of Net Position. Capital assets are recorded at historical cost or estimated historical cost based on appraisals or deflated current replacement cost. Donated capital assets are recorded at estimated fair market value at the date of donation. The costs of normal maintenance and repair that do not add to the value of the asset or materially extend asset lives are not capitalized. Capital assets are defined by the District as assets with an initial, individual cost in excess of the thresholds in the table below.

Capital acquisition and construction are reflected as expenditures in the Governmental Fund statements and the related assets are reported as capital assets in the governmental activities column in the government-wide financial statements.

Depreciation is calculated on the straight-line basis for all assets, except land.

The following schedule details the capitalization thresholds:

	Capitalization Policy	Estimated Useful Life
Land	\$ 0	0
Buildings	50,000	40 years
Building improvements	25,000	20 years
Improvements other than buildings	25,000	20 years
Mobile equipment	5,000	5-10 years
Furniture and equipment	5,000	3-7 years
Leased property under capital leases	*	*

(\*) The threshold amount will correspond with the amounts for the asset classifications, as listed. See Note 5 for details.

MADISON COUNTY SCHOOL DISTRICT  
Notes to the Financial Statements  
For the Year Ended June 30, 2020

7. Deferred outflows/inflows of resources

In addition to assets, the statement of financial position will sometimes report a separate section for deferred outflows of resources. This separate financial statement element, deferred outflows of resources, represents a consumption of net position that applies to future periods and so will not be recognized as an outflow of resources (expense/expenditure) until then. The school district has incurred deferred outflows which relate to deferred amounts on refunding of debt and are presented as deferred outflows on advance refunding of debt. The school district has also incurred deferred outflows which are presented as deferred outflows related to pensions and deferred outflows related to OPEB.

In addition to liabilities, the statement of financial position will sometimes report a separate section for deferred inflows of resources. This separate financial statement element, deferred inflows of resources, represents an acquisition of net position that applies to future periods and so will not be recognized as an inflow of resources (revenue) until that time. The school district has incurred deferred inflows which are presented as deferred inflows related to pensions and deferred inflows related to OPEB.

See Note 8, Note 9, and Note 16 for further details.

8. Compensated Absences

Employees of the school district accumulate sick leave at a minimum amount as required by state law. A greater amount may be provided by school district policy provided that it does not exceed the provisions for leave as provided in Sections 25-3-93 and 25-3-95. Some employees are allowed personal leave and/or vacation leave in accordance with school district policy. The district pays for unused leave for employees as required by Section 37-7-307(5), Miss. Code Ann. (1972).

The liability for these compensated absences is recorded as a long-term liability in the government-wide statements. The current portion of this liability is estimated based on historical trends. In the fund financial statements, governmental funds report the liability for compensated absences from expendable available financial resources only if the payable has matured, for example, an employee retires.

9. Long-term Liabilities and Bond Discounts/Premiums

In the government-wide financial statements, outstanding debt is reported as liabilities. Bond discounts or premiums and the difference between reacquisition price and the net carrying value of refunded debt are capitalized and amortized over the terms of the respective bonds using a method that approximates the effective interest method.

The governmental fund financial statements recognize the proceeds of debt and premiums as other financing sources of the current period. Issuance costs are reported as expenditures. See Note 6 for details.

10. Pensions

For purposes of measuring the net pension liability, deferred outflows of resources and deferred inflows of resources related to pensions, and pension expense, information about the fiduciary net position of the Public Employees' Retirement System (PERS) and additions to/deductions from PERS' fiduciary net position have been determined on the same basis as they are reported by PERS. For this purpose, the benefit payments (including refunds of employee contributions) are recognized when due and payable in accordance with the benefit terms. Investments are reported at fair value.

11. Postemployment Benefits Other than Pensions (OPEB)

For purposes of measuring the net OPEB liability, deferred outflows of resources and deferred inflows of resources related to OPEB, and OPEB expense, information about the fiduciary net position of the State and School Employees' Life and Health Plan (OPEB Plan) and additions to/deductions from the OPEB Plan's fiduciary net position have been determined on the same basis as they are reported by the OPEB Plan. For this purpose, benefit payments are recorded when the OPEB benefits come due. Investments are reported at fair value as determined by the state.

MADISON COUNTY SCHOOL DISTRICT  
Notes to the Financial Statements  
For the Year Ended June 30, 2020

12. Fund Balances

Fund balance for governmental funds is reported in classifications that comprise a hierarchy based primarily on the extent to which the government is bound to honor constraints on the specific purposes for which amounts in those funds can be spent.

Governmental fund balance is classified as nonspendable, restricted, committed, assigned or unassigned. Following are descriptions of fund classifications used by the district:

*Nonspendable fund balance* includes items that cannot be spent. This includes activity that is not in a spendable form (inventories, prepaid amounts, long-term portion of loans/notes receivable, or property held for resale unless the proceeds are restricted, committed, or assigned) and activity that is legally or contractually required to remain intact, such as a principal balance in a permanent fund.

*Restricted fund balance* includes amounts that have constraints placed upon the use of the resources either by an external party or imposed by law through a constitutional provision or enabling legislation.

*Committed fund balance* includes amounts that can be used only for the specific purposes pursuant to constraints imposed by a formal action of the School Board, the District's highest level of decision-making authority. The formal action required is approval in the official board minutes. Currently there is \$23,045,487 committed for capital projects in progress.

*Assigned fund balance* includes amounts that are constrained by the District's intent to be used for a specific purpose, but are neither restricted nor committed. For governmental funds, other than the general fund, this is the residual amount within the fund that is not restricted or committed. Assignments of fund balance are created by the Superintendent and the Business Manager pursuant to authorization established by the School District's approved fund balance policy.

*Unassigned fund balance* is the residual classification for the general fund. This classification represents fund balance that has not been assigned to other funds and that has not been restricted, committed, or assigned to specific purposes within the general fund. The general fund should be the only fund that reports a positive unassigned fund balance amount. In other governmental funds, it may be necessary to report a negative unassigned fund balance.

When an expenditure/expense is incurred for purposes for which both restricted and unrestricted (committed, assigned, or unassigned) resources are available, it is the District's general policy to use restricted resources first. When expenditures/expenses are incurred for purposes for which unrestricted (committed, assigned, and unassigned) resources are available, and amounts in any of these unrestricted classifications could be used, it is the District's general policy to spend committed resources first, followed by assigned amounts, and then unassigned amounts. It is the goal of the School District to achieve and maintain an unassigned fund balance in the general fund at fiscal year end of not less than ten (10) percent of general fund revenues for the year. If the unassigned fund balance at fiscal year end falls below the goal, the School District must develop a restoration plan to achieve and maintain the minimum fund balance.

13. Accounting Standards Update

The Governmental Accounting Standards Board issued GASB 95, *Postponement of the Effective Dates of Certain Authoritative Guidance* in May 2020. The objective of this Statement was to provide temporary relief to governments in light of the COVID-19 pandemic by postponing effective dates of certain Statements and Implementation Guides. The effective dates of GASB 83-84, GASB 88-93, and Implementation Guides No. 2017-3, 2018-1, 2019-1, and 2019-2 were postponed one year. The effective dates of GASB 87, *Leases*, and Implementation Guide No. 2019-3, *Leases*, were postponed eighteen months. The school district implemented GASB 84 for the 2019-2020 year ahead of the delayed implementation date, and the effects of that implementation are included in its financial statements.

MADISON COUNTY SCHOOL DISTRICT  
Notes to the Financial Statements  
For the Year Ended June 30, 2020

**Note 2 – Cash and Cash Equivalents, Cash with Fiscal Agents, and Investments**

The district follows the practice of aggregating the cash assets of various funds to maximize cash management efficiency and returns. Restrictions on deposits and investments are imposed by statutes as follows:

**Deposits.** The school board must advertise and accept bids for depositories no less than once every three years as required by Section 37-7-333, Miss. Code Ann. (1972). The collateral pledged for the school district's deposits in financial institutions is held in the name of the State Treasurer under a program established by the Mississippi State Legislature and is governed by Section 27-105-5, Miss. Code Ann. (1972). Under this program, the entity's funds are protected through a collateral pool administered by the State Treasurer. Financial institutions holding deposits of public funds must pledge securities as collateral against those deposits. In the event of failure of a financial institution, securities pledged by that institution would be liquidated by the State Treasurer to replace the public deposits not covered by the Federal Deposit Insurance Corporation.

**Investments.** Section 29-3-113 and 37-59-43, Miss. Code Ann. (1972), authorizes the school board to invest excess funds in the types of investments authorized by Section 27-105-33(d) and (e), Miss. Code Ann. (1972). This section permits the following types of investments: (a) certificates of deposit or interest bearing accounts with qualified state depositories; (b) direct United States Treasury obligations; (c) United States Government agency, United States Government instrumentality or United States Government sponsored enterprise obligations, not to exceed fifty percent of all monies invested with maturities of thirty days or longer; (d) direct security repurchase agreements and reverse direct security repurchase agreements of any federal book entry of only those securities enumerated in (b) and (c) above; (e) direct obligations issued by the United States of America that are deemed to include securities of, or other interests in, any open-end or closed-end management type investment company or investment trust approved by the State Treasurer and the Executive Director of the Department of Finance and Administration, not to exceed twenty percent of invested excess funds. Investment income on bond funds (Capital Projects), bond sinking funds (Debt Service Funds) and sixteenth section principal funds (Permanent Funds) must be credited to those funds. Investment income of \$100 or more of any fund must be credited to that fund. Investment income of less than \$100 can be credited to the General Fund.

**Cash and Cash Equivalents**

The carrying amount of the school district's deposits with financial institutions reported in the governmental funds was \$77,581,366.

*Custodial Credit Risk - Deposits.* Custodial credit risk is defined as the risk that, in the event of the failure of a financial institution, the district will not be able to recover deposits or collateral securities that are in the possession of an outside party. The district does not have a deposit policy for custodial credit risk. In the event of failure of a financial institution, securities pledged by that institution would be liquidated by the State Treasurer to replace the public deposits not covered by the Federal Deposit Insurance Corporation. Deposits above FDIC coverage are collateralized by the pledging financial institution's trust department or agent in the name of the Mississippi State Treasurer on behalf of the district.

**Cash with Fiscal Agents**

The carrying amount of school district's cash with fiscal agents held by financial institutions was \$251,817.

**Investments**

As of June 30, 2020, the district had the following investments in the governmental funds.

Investment Type	Rating	Maturities (in years)	Fair Value
Asset Backed Securities	NR	1 to 15 years	\$ 944,908
Municipal Bonds	AA+	1 to 5 years	294,471
US Treasury/Agency Securities	AA+	1 to 10 years	507,722
US Treasury SLGS Deposits	NR	N/A	1,839,880
Total			<u>\$ 3,586,981</u>

MADISON COUNTY SCHOOL DISTRICT  
Notes to the Financial Statements  
For the Year Ended June 30, 2020

The district categorizes its fair value measurements within the fair value hierarchy established by generally accepted accounting principles. The hierarchy is based on the valuation inputs used to measure the fair value of the asset. Level 1 inputs are quoted prices in active markets for identical assets; Level 2 inputs are significant other observable inputs; Level 3 inputs are significant unobservable inputs.

The district has the following recurring fair value measurements as of June 30, 2020:

- Asset back securities of \$944,908, Municipal bonds of \$294,471, U.S. Treasury/Agency securities of \$507,722, and US Treasury SLGS deposits of \$1,839,880 are valued using quoted market prices (Level 1 inputs).

*Interest Rate Risk.* The district does not have a formal investment policy that limits investment maturities as a means of managing its exposure to fair value losses arising from increasing interest rates.

*Credit Risk.* State law limits investments to those prescribed in Sections 27-105-33(d) and 27-105-33(e), Miss. Code Ann. (1972). The district does not have a formal investment policy that would further limit its investment choices or one that addresses credit risk.

*Custodial Credit Risk - Investments.* Custodial credit risk is defined as the risk that, in the event of the failure of the counterparty, the district will not be able to recover the value of its investments or collateral securities that are in the possession of an outside party. The district does not have a formal investment policy that addresses custodial credit risk. As of June 30, 2020, the district did not have any investments to which this would apply.

*Concentration of Credit Risk.* Disclosure of investments by amount and issuer for any issuer that represents five percent or more of total investments is required. This requirement does not apply to investments issued or explicitly guaranteed by the U.S. government, investments in mutual funds and external investment pools, and other pooled investments.

### Note 3 – Inter-fund Receivables, Payables and Transfers

The following is a summary of inter-fund transactions and balances:

A. Due From/To Other Funds

Receivable Fund	Payable Fund	Amount
General Fund	Other governmental funds	\$ 548,884
Total		<u>\$ 548,884</u>

The inter-fund balances represent loans created by the existence of negative fund cash balances in a pooled bank account. Negative fund cash balances in governmental funds (special revenues funds) are a result of the timing of cash flows inherent in the reimbursable grant funds due from the State and Federal governments.

B. Inter-fund Transfers

Transfers Out	Transfers In	Amount
General Fund	Other governmental funds	\$ 3,642,204
General Fund	District Construction Fund	3,000,000
Other governmental funds	General Fund	<u>157,809</u>
Total		<u>\$ 6,800,013</u>

Inter-fund transfers represent operating transfers from the General Fund to other governmental funds and transfers of indirect costs from special revenue funds to the General Fund.

MADISON COUNTY SCHOOL DISTRICT  
Notes to the Financial Statements  
For the Year Ended June 30, 2020

**Note 4 – Restricted Assets**

The restricted assets represent the cash balance, cash with fiscal agents balance, and investment balance, totaling \$389,699, \$168,347, and \$1,747,101, respectively, of the Sixteenth Section Principal Fund (Permanent Fund) which is legally restricted and may not be used for purposes that support the district's programs. Restricted assets also include the cash balance, cash with fiscal agents balance, and investment balance, totaling \$293,847, \$22,447, and \$1,839,880, respectively, of the 2010 QSCB Debt Service Fund and the cash balance and cash with fiscal agents balance, totaling \$2,697,879 and \$321, respectively, of the 2012 GO Refunding Debt Service Fund. Total restricted assets shown on the Statement of Net Position is \$7,159,521.

**Note 5 – Capital Assets**

The following is a summary of changes in capital assets for governmental activities:

	Balance 7/1/2019	Increases	Decreases	Adjustments	Balance 6/30/2020
<b>Governmental Activities:</b>					
<u>Non-depreciable capital assets:</u>					
Land	\$ 7,121,976				7,121,976
Construction-in-progress	1,956,476	5,373,027	3,087,864	14,262	4,255,901
Total non-depreciable capital assets	9,078,452	5,373,027	3,087,864	14,262	11,377,877
<u>Depreciable capital assets:</u>					
Buildings	279,725,083				279,725,083
Building improvements	14,274,755	2,442,456			16,717,211
Improvements other than buildings	16,909,416	645,408	279,073		17,275,751
Mobile equipment	13,879,115	49,250			13,928,365
Furniture and equipment	5,882,261	157,392	60,105	(8,520)	5,971,028
Total depreciable capital assets	330,670,630	3,294,506	339,178	(8,520)	333,617,438
<u>Less accumulated depreciation for:</u>					
Buildings	78,602,608	5,370,370			83,972,978
Building improvements	2,661,436	666,699			3,328,135
Improvements other than buildings	6,671,695	580,689	78,140	(1,048)	7,173,196
Mobile equipment	3,635,440	1,167,176			4,802,616
Furniture and equipment	5,012,773	277,959	53,303	(1,205)	5,236,224
Total accumulated depreciation	96,583,952	8,062,893	131,443	(2,253)	104,513,149
Total depreciable capital assets, net	234,086,678	(4,768,387)	207,735	(6,267)	229,104,289
Governmental activities capital assets, net	\$ 243,165,130	604,640	3,295,599	7,995	240,482,166

Depreciation expense was charged to the following governmental functions:

	Amount
<b>Governmental activities:</b>	
Instruction	\$ 5,745,551
Support services	2,293,114
Non-instructional	24,228
Total depreciation expense - Governmental activities	\$ 8,062,893

The details of construction-in-progress are as follows:

MADISON COUNTY SCHOOL DISTRICT  
Notes to the Financial Statements  
For the Year Ended June 30, 2020

	Spent to June 30, 2020	Remaining Commitment
<b>Governmental Activities:</b>		
FY 20 Madison Avenue Upper Elementary School 6 Classroom Addition	\$ 1,017,256	763,338
FY 20 Ann Smith Elementary School Addition	352,553	3,372,133
FY 20 Germantown 6th Grade School	205,962	Unknown
FY 20 Velma Jackson High School Baseball Improvements	452,164	562,218
FY 20 Madison Central High School HVAC Upgrade Phase II	1,159,549	326,370
FY 20 Ridgeland Preschool Center HVAC Upgrade	99,104	438,339
FY 20 Madison Central High School Turf and Track Drainage	846,770	299,502
FY 20 Entrance Modification - East Flora Elementary School	31,796	39,060
FY 20 Entrance Modification - Velma Jackson High School	11,017	23,967
FY 20 Entrance Modification - Germantown Middle School	16,256	17,654
FY 20 Entrance Modification - Rosa Scott 9th Grade School	15,346	17,617
FY 20 Entrance Modification - Ridgeland High School	15,563	17,142
FY 20 Entrance Modificatoin - Germantown High School	15,165	17,617
FY 20 VJHS Parking Lot Project	17,400	131,535
Total governmental activities	\$ 4,255,901	6,026,492

Construction projects included in governmental activities are funded with amounts in the District Construction Fund and future commitments from the unassigned fund balance in the General Fund.

## Note 6 – Long-term Liabilities

The following is a summary of changes in long-term liabilities and other obligations for governmental activities:

	Balance 7/1/2019	Additions	Reductions	Refunded Bonds	Balance 6/30/2020	Amounts due within one year
A. General obligation bonds payable	\$ 47,290,000	13,180,000	7,305,000	16,500,000	36,665,000	9,055,000
Premiums	1,485,731	1,147,571	477,136		2,156,166	
B. Qualified school construction bonds payable	2,883,000				2,883,000	
C. Compensated absences payable	1,118,184	118,378	40,673		1,195,889	59,794
Total	\$ 52,776,915	14,445,949	7,822,809	16,500,000	42,900,055	9,114,794

### A. General obligation bonds payable

General obligation bonds are direct obligations and pledge the full faith and credit of the school district. General obligation bonds currently outstanding are as follows:

MADISON COUNTY SCHOOL DISTRICT  
Notes to the Financial Statements  
For the Year Ended June 30, 2020

Description	Interest Rate	Issue Date	Maturity Date	Amount Issued	Amount Outstanding
1. General obligation refunding bonds, Series 2012	2.0-5.0%	22-May-12	15-Apr-25	\$ 25,600,000	\$ 13,235,000
2. General obligation bonds, Series 2010	2.0-2.75%	15-Oct-10	15-Apr-23	29,000,000	10,250,000
3. General obligation refunding bonds, Series 2020	5.00%	19-Mar-20	1-Mar-24	13,180,000	13,180,000
Total				<u>\$ 67,780,000</u>	<u>\$ 36,665,000</u>

The following is a schedule by years of the total payments due on this debt:

1. General obligation refunding bond issue of May 22, 2012:

Year Ending June 30	Principal	Interest	Total
2021	\$ 2,435,000	529,400	2,964,400
2022	2,540,000	432,000	2,972,000
2023	2,660,000	330,400	2,990,400
2024	2,770,000	224,000	2,994,000
2025	2,830,000	113,200	2,943,200
Total	<u>\$ 13,235,000</u>	<u>1,629,000</u>	<u>14,864,000</u>

This debt will be retired from the 2012 GO Refunding Debt Service Fund.

2. General obligation bond issue of October 15, 2010:

Year Ending June 30	Principal	Interest	Total
2021	\$ 3,000,000	273,750	3,273,750
2022	3,500,000	195,000	3,695,000
2023	3,750,000	103,125	3,853,125
Total	<u>\$ 10,250,000</u>	<u>571,875</u>	<u>10,821,875</u>

This debt will be retired from the 2010 \$29M GO Bond Debt Service Fund.

3. General obligation refunding bond issue of March 19, 2020:

Year Ending June 30	Principal	Interest	Total
2021	\$ 3,620,000	626,050	4,246,050
2022	3,675,000	478,000	4,153,000
2023	3,535,000	294,250	3,829,250
2024	2,350,000	117,500	2,467,500
Total	<u>\$ 13,180,000</u>	<u>1,515,800</u>	<u>14,695,800</u>



MADISON COUNTY SCHOOL DISTRICT  
Notes to the Financial Statements  
For the Year Ended June 30, 2020

This debt will be retired from the 2020 GO Refunding Bond Debt Service Fund.

Total general obligation bond payments for all issues:

Year Ending June 30	Principal	Interest	Total
2021	\$ 9,055,000	1,429,200	10,484,200
2022	9,715,000	1,105,000	10,820,000
2023	9,945,000	727,775	10,672,775
2024	5,120,000	341,500	5,461,500
2025	2,830,000	113,200	2,943,200
Total	<u>\$ 36,665,000</u>	<u>3,716,675</u>	<u>40,381,675</u>

The amount of bonded indebtedness that can be incurred by the school district is limited by Sections 37-59-5 and 37-59-7, Miss. Code Ann. (1972). Total outstanding bonded indebtedness during a year can be no greater than 15% of the assessed value of the taxable property within such district, according to the then last completed assessment for taxation, unless certain conditions, as set forth in Section 37-59-7, Miss. Code Ann. (1972) have been met. As of June 30, 2020, the amount of outstanding bonded indebtedness was equal to 3% of property assessments as of October 1, 2019.

Current Refunding

On March 19, 2020, the district issued \$13,180,000 in general obligation refunding bonds with an interest rate of 5% to advance refund a portion of \$16,500,000 of outstanding general obligation refunding bonds, Series 2009, with an interest rate of 3.0-3.625%. The net proceeds of \$16,677,125, which included the addition of \$2,500,000 cash contribution by the school district and after payments of \$142,447 for issuance costs, were deposited in an irrevocable trust with an escrow agent to be used to refund the Series 2009 bonds and accrued interest.

The district advance refunded the Series 2009 general obligation refunding bonds to reduce its total debt service payments over the remaining 5 years of the debt by approximately \$999,200 and to realize an economic gain of \$858,836.

**B. Qualified school construction bonds payable**

As more fully explained in Note 14, debt has been issued by the school district that qualifies as Qualified School Construction Bonds. Debt currently outstanding is as follows:

Description	Interest Rate	Issue Date	Maturity Date	Amount Issued	Amount Outstanding
1. QSCB, Series 2010					
Series	0.40%	14-Jan-10	15-Sep-24	\$ 3,000,000	\$ 2,883,000
Total				<u>\$ 3,000,000</u>	<u>\$ 2,883,000</u>

The following is a schedule by years of the total payable issue of January 14, 2010:

MADISON COUNTY SCHOOL DISTRICT  
Notes to the Financial Statements  
For the Year Ended June 30, 2020

Year Ending June 30	Principal	Interest	Total
2021	\$ -	11,532	11,532
2022	-	11,532	11,532
2023	-	11,532	11,532
2024	-	11,532	11,532
2025	2,883,000	11,532	2,894,532
Total	<u>\$ 2,883,000</u>	<u>57,660</u>	<u>2,940,660</u>

This debt will be retired from the 2010 QSCB Debt Service Fund.

**C. Compensated absences payable**

As more fully explained in Note 1(E)(8), compensated absences payable is adjusted on an annual basis as required by Section 37-7-307(5), Miss. Code Ann. (1972). Compensated absences will be paid from the fund from which the employees' salaries were paid.

**Note 7 – Other Commitments**

Commitments under construction contracts are described in Note 5.

**Operating Leases:**

The school district has several operating leases for copiers. Lease expenditures for the year ended June 30, 2020, amounted to \$216,527.

Future lease payments for these leases are as follows:

Year Ending June 30	Amount
2021	\$ 198,924
2022	116,177
2023	37,230
2024	4,400
Total	<u>\$ 356,731</u>

**Note 8 – Defined Benefit Pension Plan**

**General Information about the Pension Plan**

*Plan Description.* The school district contributes to the Public Employees' Retirement System of Mississippi (PERS), a cost-sharing multiple-employer defined benefit pension plan. PERS provides retirement and disability benefits, annual cost-of-living adjustments, and death benefits to plan members and beneficiaries. Plan provisions and the Board of Trustees' authority to determine contribution rates are established by Miss. Code Ann. Section 25-11-1 et seq., (1972, as amended) and may be amended only by the Mississippi Legislature. PERS issues a publicly available financial report that includes financial statements and required supplementary information. That report is available at [www.pers.ms.gov](http://www.pers.ms.gov).

*Benefits provided.* Membership in PERS is a condition of employment granted upon hiring for qualifying employees and officials of the State of Mississippi, state universities, community and junior colleges, and teachers and employees of the public school districts. For those persons employed by political subdivisions and instrumentalities of the State of Mississippi, membership is contingent upon approval of the entity's participation in PERS by the PERS' Board of Trustees. If approved, membership for the entity's employees is a condition of employment and eligibility is granted to those who qualify upon hiring. Participating members who are vested and retire at or after age 60 or those who retire regardless of age with at least 30 years of creditable service (25 years of creditable service for employees who became members of PERS before July 1, 2011) are entitled, upon application, to an annual retirement allowance payable monthly for life in an amount equal to 2.0

MADISON COUNTY SCHOOL DISTRICT  
Notes to the Financial Statements  
For the Year Ended June 30, 2020

percent of their average compensation for each year of creditable service up to and including 30 years (25 years for those who became members of PERS before July 1, 2011), plus 2.5 percent for each additional year of creditable service with an actuarial reduction in the benefit for each year of creditable service below 30 years or the number of years in age that the member is below 65, whichever is less. Average compensation is the average of the employee's earnings during the four highest compensated years of creditable service. Benefits vest upon completion of eight years of membership service (four years of membership service for those who became members of PERS before July 1, 2007). PERS also provides certain death and disability benefits. A Cost-of-Living Adjustment (COLA) payment is made to eligible retirees and beneficiaries. The COLA is equal to 3.0 percent of the annual retirement allowance for each full fiscal year of retirement up to the year in which the retired member reaches age 60 (55 for those who became members of PERS before July 1, 2011), with 3.0 percent compounded for each fiscal year thereafter.

*Contributions.* PERS members are required to contribute 9.00% of their annual covered salary, and the school district is required to contribute at an actuarially determined rate. The employer's rate as of June 30, 2020 was 17.40% of annual covered payroll. Plan provisions and the Board of Trustees' authority to determine contribution rates are established by Section 25-11-1 of the Mississippi Code of 1972, as amended, and may be amended only by the Mississippi Legislature. The school district's contributions to PERS for the fiscal years ending June 30, 2020, 2019 and 2018 were \$13,641,065, \$11,619,311 and \$11,083,362, respectively, which equaled the required contributions for each year.

**Pension Liabilities, Pension Expense, and Deferred Outflows of Resources and Deferred Inflows of Resources Related to Pensions**

At June 30, 2020, the school district reported a liability of \$199,273,954 for its proportionate share of the net pension liability. The net pension liability was measured as of June 30, 2019, and the total pension liability used to calculate the net pension liability was determined by an actuarial valuation as of that date. The District's proportion of the net pension liability was based on a projection of the school district's long-term share of contribution to the pension plan relative to projected contributions of all participating entities, actuarially determined. The school district's proportionate share used to calculate the June 30, 2020 net pension liability was 1.132755 percent, which was based on a measurement date of June 30, 2019. This was an increase of 0.030797 percent from its proportionate share used to calculate the June 30, 2019 net pension liability, which was based on a measurement date of June 30, 2018.

For the year ended June 30, 2020, the District recognized pension expense of \$24,718,558. At June 30, 2020 the District reported deferred outflows of resources and deferred inflows of resources related to pensions from the following sources:

	<b>Deferred Outflows of Resources</b>	<b>Deferred Inflows of Resources</b>
Differences between expected and actual experience	\$ 114,677	\$ 203,125
Net difference between projected and actual earnings on pension plan investments		2,135,730
Changes of assumptions	4,269,919	
Changes in proportion and differences between District contributions and proportionate share of contributions	4,738,891	
District contributions subsequent to the measurement date	13,641,065	
Total	\$ <u>22,764,552</u>	\$ <u>2,338,855</u>

\$13,641,065 reported as deferred outflows of resources related to pensions resulting from school district contributions subsequent to the measurement date will be recognized as a reduction to the net pension liability in the year ended June 30, 2021. Other amounts reported as deferred outflows of resources and deferred inflows of resources related to pensions will be recognized in pension expense as follows:

Year Ending June 30:	
2021	\$ 4,482,162
2022	(226,417)
2023	1,619,099
2024	909,788

MADISON COUNTY SCHOOL DISTRICT  
Notes to the Financial Statements  
For the Year Ended June 30, 2020

*Actuarial assumptions.* The total pension liability as of June 30, 2019 was determined by actuarial valuation prepared as of June 30, 2018. Subsequent to the June 30, 2018 valuation, the Board adopted new actuarial assumptions based on the experience investigation for the four-year period ending June 30, 2018. The following actuarial assumptions are applied to all periods included in the measurement:

Inflation	2.75 percent
Salary increases	3.00-18.25 percent, including inflation
Investment rate of return	7.75 percent, net of pension plan investment expense, including inflation

Mortality rates were based on the PubS.H-2010(B) Retiree Table with the following adjustments: For males, 112% of male rates from ages 18 to 75 scaled down to 105% for ages 80 to 119. For females, 85% of the female rates from ages 18 to 65 scaled up to 102% for ages 75 to 119. Mortality rates will be projected generationally using the MP-2018 projection scale to account for future improvements in life expectancy.

The long-term expected rate of return on pension plan investments was determined using a log-normal distribution analysis in which best-estimate ranges of expected future real rates of return (expected nominal returns, net of pension plan investment expense and the assumed rate of inflation) are developed for each major asset class. These ranges are combined to produce the long-term expected rate of return by weighting the expected future real rates of return by the target asset allocation percentage and by adding expected inflation. The most recent target asset allocation and best estimates of arithmetic real rates of return for each major asset class are summarized in the following table:

<u>Asset Class</u>	<u>Target Allocation</u>		<u>Long-Term Expected Real Rate of Return</u>	
Domestic Equity	27.00	%	4.90	%
International Equity	22.00		4.75	
Global Equity	12.00		5.00	
Fixed Income	20.00		1.50	
Real Estate	10.00		4.00	
Private Equity	8.00		6.25	
Cash	1.00		0.25	
Total	100	%		

*Discount rate.* The discount rate used to measure the total pension liability was 7.75 percent. The projection of cash flows used to determine the discount rate assumed that plan member contributions will be made at the current contribution rate (9.00%) and that employer contributions will be made at the current contribution rate (17.40%). Based on those assumptions, the pension plan's fiduciary net position was projected to be available to make all projected future benefit payments of current plan members. Therefore, the long-term expected rate of return on pension plan investments was applied to all periods of projected benefit payments to determine the total pension liability.

*Sensitivity of the District's proportionate share of the net pension liability to changes in the discount rate.* The following table presents the District's proportionate share of the net pension liability calculated using the discount rate of 7.75%, as well as what the District's proportionate share of the net pension liability would be if it were calculated using a discount rate that is 1-percentage-point lower (6.75%) or 1-percentage-point higher (8.75%) than the current rate:

	<u>1% Decrease (6.75%)</u>	<u>Current Discount Rate (7.75%)</u>	<u>1% Increase (8.75%)</u>
District's proportionate share of the net pension liability	\$ 261,952,516	\$ 199,273,954	\$ 147,538,428

*Pension plan fiduciary net position.* Detailed information about the pension plan's fiduciary net position is available in the separately issued PERS financial report.

MADISON COUNTY SCHOOL DISTRICT  
Notes to the Financial Statements  
For the Year Ended June 30, 2020

**Note 9 – Other Postemployment Benefits (OPEB)**

**General Information about the OPEB Plan.**

*Plan description.* State law mandates that all state, public education, library, junior and community college and retiring employees be offered health and life benefit coverage through the State and School Employees' Life and Health Insurance Plan (the Plan). The Plan was established by Section 25-15-3 et seq., Mississippi Code Ann. (1972), which may be amended only by the State Legislature. The State and School Employees' Health Insurance Management Board (the Board) administers the Plan. The Board has the sole legal authority to promulgate rules and regulations governing the operations of the Plan within the confines of the law governing the Plan. The Plan is self-insured and is financed through premiums collected from employers, employees, retirees and COBRA participants. The Plan provides for Other Postemployment Benefits (OPEB) as a multiple-employer defined benefit OPEB plan. The plan issues a publicly available financial report that can be obtained at <http://knowyourbenefits.dfa.ms.gov/>.

*Benefits provided.*

The Plan was formed by the State Legislature to provide group health and life benefits to full-time active and retired employees of the State, agencies, universities, community/junior colleges, public school districts and public libraries. In addition, the spouse and/or children of covered employees and retirees, as well as surviving spouses and COBRA participants, may be eligible for health insurance coverage under the Plan. Benefits of the OPEB Plan consist of an implicit rate subsidy, which is essentially the difference between the average cost of providing health care benefits to retirees under age 65 and the average cost of providing health care benefits to all participants when premiums paid by retirees are not age adjusted. Employees' premiums are funded primarily by their employers. Retirees must pay their own premiums, as do active employees for spouse and dependent medical coverage. The Board has the sole authority for setting life and health insurance premiums for the Plan. Per Section 12-15-15 (10) Mississippi Code Ann. (1972), a retired employee electing to purchase retiree life and health insurance must pay the full cost of such insurance premium. If the Board determined actuarially that the premium paid by the participating retirees adversely affects the overall cost of the Plan to the State, then the Board may impose a premium surcharge, not to exceed 15%, upon such participating retired employees who are under the age for Medicare eligibility and who are initially employed before January 1, 2006. For participating retired employees who are under the age for Medicare eligibility and who are initially employed on or after January 1, 2006, the Board may impose a premium surcharge in an amount the Board determined actuarially to cover the full cost of insurance. The Plan offers a Base option and a Select option for health benefits for non-Medicare participants. The Plan includes a separate coverage level for Medicare eligible retirees, Medicare Eligible surviving spouses, and Medicare eligible dependents of retirees and surviving spouses.

*Contributions.*

The Board has the sole authority for setting life and health insurance premiums for the Plan. The required premiums vary based on the plan selected and the type of participant. Employers pay no premiums for retirees while employees' premiums are funded primarily by their employer. Contributions to the OPEB plan from the District were \$412,508 for the year ended June 30, 2020.

**OPEB Liabilities, OPEB Expense, and Deferred Outflows of Resources and Deferred Inflows of Resources related to OPEB**

At June 30, 2020, the District reported a liability of \$10,976,200 for its proportionate share of the net OPEB liability. The net OPEB liability was measured as of June 30, 2019, and the total OPEB liability used to calculate the net OPEB liability was determined by an actuarial valuation as of that date. The basis for the District's proportion is determined by comparing the employer's average monthly employees participating in the Plan with the total average employees participating in the Plan in the fiscal year of all employers. The allocation was utilized because the level of premiums contributed by each employer is the same for any employee regardless of plan participation elections made by the employee. At the measurement date of June 30, 2019, the District's proportion was 1.29353795 percent. This was an increase of 0.03007001 percent from the proportionate share as of the measurement date of June 30, 2018.

For the year ended June 30, 2020, the District recognized OPEB expense of \$762,260. At June 30, 2020, the District reported deferred outflows of resources and deferred inflows of resources related to OPEB from the following sources:

MADISON COUNTY SCHOOL DISTRICT  
Notes to the Financial Statements  
For the Year Ended June 30, 2020

	<b>Deferred Outflows of Resources</b>	<b>Deferred Inflows of Resources</b>
Differences between expected and actual experience	\$ 16,596	\$ 157,113
Changes of assumptions	818,305	569,170
Net difference between projected and actual earnings on OPEB plan investments	207	
Changes in proportion and differences between District contributions and proportionate share of contributions	668,003	
District contributions subsequent to the measurement date	412,508	
<b>Total</b>	<b>\$ <u>1,915,619</u></b>	<b>\$ <u>726,283</u></b>

\$412,508 reported as deferred outflows of resources related to OPEB resulting from school district contributions subsequent to the measurement date will be recognized as a reduction to the net OPEB liability in the year ended June 30, 2021. Other amounts reported as deferred outflows of resources and deferred inflows of resources related to OPEB will be recognized in OPEB expense as follows:

Year Ending June 30:

2021	\$ 136,159
2022	136,159
2023	136,159
2024	143,209
2025	160,621
Thereafter	64,521

*Actuarial assumptions.* The total OPEB liability in the June 30, 2019 actuarial valuation was determined using the following actuarial assumptions, applied to all periods included in the measurement, unless otherwise specified:

Inflation	2.75 percent
Salary increases	3.00-18.20 percent, including wage inflation
Municipal Bond Index Rate	
Measurement Date	3.50%
Prior Measurement Date	3.89%
Year FNP is projected to be depleted	
Measurement Date	2019
Prior Measurement Date	2018
Single Equivalent Interest Rate, net of OPEB plan investment expense, including inflation	
Measurement Date	3.50%
Prior Measurement Date	3.89%

MADISON COUNTY SCHOOL DISTRICT  
Notes to the Financial Statements  
For the Year Ended June 30, 2020

Health Care Cost Trends

Medicare Supplement Claims  
Pre-Medicare

7.00 percent for 2019 decreasing to an  
ultimate rate of 4.75% by 2028

Mortality rates were based on the PubS.H-2010(B) Retiree Table with the following adjustments: For males, 112% of male rates from ages 18 to 75 scaled down to 105% for ages 80 to 119. For females, 85% of the female rates from ages 18 to 65 scaled up to 102% for ages 75 to 119. Mortality rates will be projected generationally using the MP-2018 projection scale to account for future improvements in life expectancy.

The demographic actuarial assumptions used in the June 30, 2019 valuation were based on the results of the last actuarial experience study, dated April 2, 2019.

The remaining actuarial assumptions (e.g., initial per capita costs, health care cost trends, rate of plan participation, rates of plan election, etc.) used in the June 30, 2019 valuation were based on a review of recent plan experience done concurrently with the June 30, 2019 valuation.

The long-term expected rate of return on OPEB plan investments is 4.50%.

*Discount rate.* The discount rate used to measure the total OPEB liability at June 30, 2019 was 3.50 percent. Since the Prior Measurement Date, the Discount Rate has changed from 3.89% to 3.50%.

The trust was established on June 28, 2018 with an initial contribution of \$1,000,000. As of June 30, 2019, the trust has \$1,017,904. The fiduciary net position is projected to be depleted immediately, therefore, the Municipal Bond Index Rate is used in the determination of the discount rate for both the June 30, 2018 and the June 30, 2019 total OPEB liability. The discount rate used to measure the total OPEB liability at June 30, 2019 was based on a monthly average of the Bond Buyers General Obligation 20-year Municipal Bond Index Rate.

*Sensitivity of the District's proportionate share of the net OPEB liability to changes in the discount rate.* The following presents the District's proportionate share of the net OPEB liability, as well as what the District's proportionate share of the net OPEB liability would be if it were calculated using a discount rate that is 1-percentage-point lower (2.50 percent) or 1-percentage-point higher (4.50 percent) than the current discount rate:

	1% Decrease (2.50%)	Current Discount Rate (3.50%)	1% Increase (4.50%)
Net OPEB liability	\$ 12,192,643	\$ 10,976,200	\$ 9,935,419

*Sensitivity of the District's proportionate share of the net OPEB liability to changes in the healthcare cost trend rates.* The following presents the District's proportionate share of the net OPEB liability, as well as what the District's proportionate share of the net OPEB liability would be if it were calculated using healthcare cost trend rates that are 1-percentage-point lower or 1-percentage-point higher than the current healthcare cost trend rates:

	1% Decrease	Healthcare Cost Trend Rates Current	1% Increase
Net OPEB liability	\$ 10,171,141	\$ 10,976,200	\$ 11,888,196

*OPEB plan fiduciary net position.* Detailed information about the OPEB plan's fiduciary net position is available in a separately issued report that can be found at <http://knowyourbenefits.dfa.ms.gov/>.

MADISON COUNTY SCHOOL DISTRICT  
Notes to the Financial Statements  
For the Year Ended June 30, 2020

**Note 10 – Sixteenth Section Lands**

Sixteenth section school lands, or lands granted in lieu thereof, constitute property held in trust for the benefit of the public schools. The school board, under the general supervision of the Office of the Secretary of State, has control and jurisdiction of said school trust lands and of all funds arising from any disposition thereof. It is the duty of the school board to manage the school trust lands and all funds arising therefrom as trust property. Accordingly, the board shall assure that adequate compensation is received for all uses of the trust lands, except for uses by the public schools. The following are the future rental payments to be made to the school district for the use of school trust lands. These future rental payments are from existing leases and do not anticipate renewals or new leases.

Year Ending June 30	Amount
2021	\$ 762,735
2022	754,447
2023	734,247
2024	699,172
2025	601,988
2026 – 2030	3,210,892
2031 – 2035	3,116,823
2036 – 2040	2,735,560
2041 – 2045	1,955,898
Thereafter	1,945,111
Total	<u>\$ 16,516,873</u>

**Note 11 – Prior Period Adjustments**

A summary of significant Net Position/Fund Balance adjustments is as follows:

Exhibit B - Statement of Activities

Explanation	Amount
1. Restatement of Prior Year Asset or Liability	\$ 2,783
2. Restatement of a Capital Asset	7,995
Total	<u>\$ 10,778</u>

Exhibit D - Statement of Revenues, Expenditures and Changes in Fund Balances

Fund	Explanation	Amount
General Fund	Restatement of Prior Year Asset or Liability	\$ 3,795
Other governmental funds	Restatement of Prior Year Asset or Liability	(1,012)
Total		<u>\$ 2,783</u>

**Note 12 – Contingencies**

Litigation - The school district is party to legal proceedings, many of which occur in the normal course of governmental operations. However, the school district's legal counsel has not identified any pending or threatened lawsuits or proceedings that may have a material adverse effect on the financial condition of the school district.

Federal Grants – The school district has received federal grants for specific purposes that are subject to audit by the grantor agencies. Entitlements to these resources are generally conditional upon compliance with the terms and conditions of the



MADISON COUNTY SCHOOL DISTRICT  
Notes to the Financial Statements  
For the Year Ended June 30, 2020

grant agreements and applicable federal regulations, including the expenditure of resources for allowable purposes. Any disallowances resulting from the grantor audit may become a liability of the school district.

**Note 13 – Risk Management**

The school district is exposed to various risks of loss related to torts; theft of, damage to and destruction of assets; errors and omissions; injuries to employees; and natural disasters. The district carries commercial insurance for these risks. Settled claims resulting from these insured risks have not exceeded commercial insurance coverage in any of the past three fiscal years.

**Note 14 – Qualified School Construction Bonds**

Section 1521 of the American Recovery and Reinvestment Act (ARRA) of 2009 provides for a source of capital at no or at nominal interest rates for costs incurred by certain public schools in connection with the construction, rehabilitation or repair of a public school facility or for the acquisition of land where a school will be built. Investors receive Federal income tax credits at prescribed tax credit rates in lieu of interest, which essentially allows state and local governments to borrow without incurring interest costs. While Qualified School Construction Bonds (QSCBs) are intended to be interest free to a borrower, the ARRA legislation allows a lender to charge supplemental interest, and such supplemental interest is the responsibility of the school district.

When the stated interest rate on the QSCB results in interest payments that exceed the supplemental interest payments discussed in the preceding paragraph, the school district may apply for a direct cash subsidy payment from the U.S. Treasury which is intended to reduce the stated interest rate to a nominal percentage. These subsidy payments do not include the amount of any supplemental interest paid on a QSCB.

The school district makes equal annual payments into a sinking fund which is used to pay off the bonds at termination. The current maturity limit of tax credit bonds is 17 years, per the U. S. Treasury Department. Under this program, ten percent of the proceeds must be subject to a binding commitment to be spent within six months of issuance and 100% must be spent within three years. Up to two percent of bond proceeds can be used to pay costs of issuance. The amount on deposit at June 30, 2020 was \$1,862,327. The amount accumulated in the sinking fund at the end of the seventeen-year period is expected to be sufficient to retire the debt. The following schedule reports the annual deposits to be made to the sinking fund by the school district.

Year Ending June 30	Amount
2021	\$ 231,300
2022	231,300
2023	231,300
2024	231,300
2025	231,277
Total	<u>\$ 1,156,477</u>

**Note 15 – Insurance loss recoveries**

The Madison County School District received \$600 in insurance loss recoveries related to computer equipment damage during the 2019-2020 fiscal year. In the government-wide Statement of Activities, the insurance loss recoveries were reported and allocated among the expense functions based on the following percentages:

Insurance Loss Recoveries	Percentage	Expense Function
\$ 600	100%	Support services
<u>\$ 600</u>	<u>100%</u>	

MADISON COUNTY SCHOOL DISTRICT  
Notes to the Financial Statements  
For the Year Ended June 30, 2020

**Note 16 – Effect of Deferred Amounts on Net Position**

The net investment in capital assets net position amount of \$199,755,370 includes the effect of deferring the recognition of expenditures resulting from a deferred outflow from advance refunding of school district debt. The \$977,370 of the deferred outflow of resources at June 30, 2020, will be recognized as an expense and decrease the net investment in capital assets net position over the next 5 years.

The unrestricted net position amount of (\$128,704,808) includes the effect of deferring the recognition of expenses resulting from a deferred outflow from pensions. A portion of the deferred outflow of resources related to pension in the amount of \$13,641,065 resulting from the school district contribution subsequent to the measurement date will be recognized as a reduction of the net pension liability in the year ended June 30, 2021. The \$9,123,487 balance of deferred outflow of resources related to pensions, at June 30, 2020 will be recognized as an expense and will decrease the unrestricted net position over the next 3 years.

The unrestricted net position amount of (\$128,704,808) includes the effect of deferring the recognition of revenue resulting from a deferred inflow from pensions. The \$2,338,855 balance of deferred inflow of resources related to pensions, at June 30, 2020 will be recognized as revenue and will increase the unrestricted net position over the next 4 years.

The unrestricted net position amount of (\$128,704,808) includes the effect of deferring the recognition of expenses resulting from a deferred outflow from OPEB. A portion of the deferred outflow of resources related to OPEB in the amount of \$412,508 resulting from the school district contribution subsequent to the measurement date will be recognized as a reduction of the net OPEB liability in the year ended June 30, 2021. The \$1,503,111 balance of deferred outflow of resources related to OPEB, at June 30, 2020 will be recognized as an expense and will decrease the unrestricted net position over the next 6 years.

The unrestricted net position amount of (\$128,704,808) includes the effect of deferring the recognition of revenue resulting from a deferred inflow from OPEB. The \$726,283 balance of deferred inflow of resources related to OPEB, at June 30, 2020 will be recognized as revenue and will increase the unrestricted net position over the next 6 years.

**Note 17 – Fund Reclassification**

The school district reclassified certain fiduciary funds as general funds during the implementation of GASB Statement No. 84, *Fiduciary Activities*. The district reclassified \$371,785 of amounts formerly held in student club accounts and reported previously as fiduciary assets as general funds.

**Note 18 – State Compliance Testing**

The Mississippi Office of the State Auditor (OSA) has elected to perform procedures in relation to purchasing and compliance with state laws. This report should be viewed in conjunction with the report from OSA in order to gain a comprehensive understanding of the School District's operations. This report and OSA's report will be available on OSA's website at <http://www.osa.ms.gov/reports>.

**Note 19 - Subsequent Events**

Events that occur after the Statement of Net Position date but before the financial statements are available to be issued must be evaluated for recognition or disclosure. The effects of subsequent events that provide evidence about conditions that existed at the Statement of Net Position date are recognized in the accompanying financial statements. Subsequent events which provide evidence about conditions that existed after the Statement of Net Position date require disclosure in the accompanying notes. Management of the Madison County School District evaluated the activity of the district through December 22, 2020, and determined that the following event had occurred that would require disclosure. The district experienced a shortfall in local revenues for the 2020 year. On September 3, 2020, the district issued a shortfall note in the amount of \$1,524,480.07 for a shortfall in general operating ad valorem revenues of \$1,274,132.25 and for a shortfall of \$250,347.82 in debt service ad valorem revenues. The shortfall note will be repaid through the proceeds of a special debt service tax levy and is due in equal annual installments to be paid through September 3, 2023.

(This page left blank intentionally)

## REQUIRED SUPPLEMENTARY INFORMATION

(This page left blank intentionally)

**MADISON COUNTY SCHOOL DISTRICT**

**Required Supplementary Information**

**Budgetary Comparison Schedule**

**General Fund**

**For the Year Ended June 30, 2020**

	Budgeted Amounts		Actual (GAAP Basis)	Variances Positive (Negative)	
	Original	Final		Original to Final	Final to Actual
<b>Revenues:</b>					
Local sources	\$ 70,531,512	68,260,479	68,260,479	(2,271,033)	0
State sources	66,199,829	64,439,412	64,439,412	(1,760,417)	0
Federal sources	0	535,375	535,375	535,375	0
Sixteenth section sources	967,973	1,196,865	1,196,865	228,892	0
Total Revenues	137,699,314	134,432,131	134,432,131	(3,267,183)	0
<b>Expenditures:</b>					
Instruction	78,248,391	74,608,278	74,608,278	3,640,113	0
Support services	49,663,239	50,448,192	50,448,192	(784,953)	0
Noninstructional services	1,500	200	200	1,300	0
Sixteenth section	207,755	191,414	191,414	16,341	0
Facilities acquisition and construction	0	329,097	329,097	(329,097)	0
Total Expenditures	128,120,885	125,577,181	125,577,181	2,543,704	0
Excess (Deficiency) of Revenues over (under) Expenditures	9,578,429	8,854,950	8,854,950	(723,479)	0
<b>Other Financing Sources (Uses):</b>					
Insurance loss recoveries	0	600	600	600	0
Proceeds from the sale of assets	125,000	281,298	281,298	156,298	0
Operating transfers in	18,405,066	18,637,486	157,809	232,420	(18,479,677)
Operating transfers out	(25,105,542)	(25,121,881)	(6,642,204)	(16,339)	18,479,677
Total Other Financing Sources (Uses)	(6,575,476)	(6,202,497)	(6,202,497)	372,979	0
Net Change in Fund Balances	3,002,953	2,652,453	2,652,453	(350,500)	0
<b>Fund Balances:</b>					
July 1, 2019, as previously reported	62,184,715	34,707,545	34,707,545	(27,477,170)	0
Fund reclassification		371,785	371,785	371,785	0
Prior period adjustments		3,795	3,795	3,795	0
July 1, 2019, as restated	62,184,715	35,083,125	35,083,125	(27,101,590)	0
June 30, 2020	\$ 65,187,668	37,735,578	37,735,578	(27,452,090)	0

The notes to the required supplementary information are an integral part of this schedule.

(This page left blank intentionally)

**MADISON COUNTY SCHOOL DISTRICT**

**Required Supplementary Information**

**SCHEDULE OF THE DISTRICT'S PROPORTIONATE SHARE OF THE NET PENSION LIABILITY**

**PERS**

**Last 10 Fiscal Years\***

	<b>2020</b>	<b>2019</b>	<b>2018</b>	<b>2017</b>	<b>2016</b>	<b>2015</b>
District's proportion of the net pension liability	1.132755%	1.101958%	1.072664%	1.016394%	0.990482%	0.944503%
District's proportionate share of the net pension liability	\$ 199,273,954	183,288,355	178,313,163	181,553,348	153,108,985	114,645,371
District's covered payroll	73,773,403	70,370,552	68,812,006	65,021,194	61,879,663	57,740,330
District's proportionate share of the net pension liability as a percentage of its covered payroll	270.12%	260.46%	259.13%	279.22%	247.43%	198.55%
Plan fiduciary net position as a percentage of the total pension liability	61.59%	62.54%	61.49%	57.47%	61.70%	67.21%

The notes to the required supplementary information are an integral part of this schedule.

\* The amounts presented for each fiscal year were determined as of the measurement date of 6/30 of the year prior to the fiscal year presented.

This schedule is presented to illustrate the requirement to show information for 10 years. However, GASB Statement No. 68 was implemented in FYE 6/30/15, and, until a full 10-year trend is compiled, the District has only presented information for the years in which information is available.



(This page is left blank intentionally)

**MADISON COUNTY SCHOOL DISTRICT**  
**Required Supplementary Information**

**SCHEDULE OF DISTRICT CONTRIBUTIONS**  
**PERS**  
**Last 10 Fiscal Years**

	<b>2020</b>	<b>2019</b>	<b>2018</b>	<b>2017</b>	<b>2016</b>	<b>2015</b>
Contractually required contribution	\$ 13,641,065	11,619,311	11,083,362	10,837,891	10,240,838	9,746,047
Contributions in relation to the contractually required contribution	13,641,065	11,619,311	11,083,362	10,837,891	10,240,838	9,746,047
Contribution deficiency (excess)	\$ 0	0	0	0	0	0
District's covered payroll	\$ 78,396,925	73,773,403	70,370,552	68,812,006	65,021,194	61,879,663
Contributions as a percentage of covered payroll	17.40%	15.75%	15.75%	15.75%	15.75%	15.75%

The notes to the required supplementary information are an integral part of this schedule.

This schedule is presented to illustrate the requirement to show information for 10 years. However, GASB Statement No. 68 was implemented in FYE 6/30/2015, and, until a full 10-year trend is compiled, the District has only presented information for the years in which information is available.

(This page left blank intentionally)

**MADISON COUNTY SCHOOL DISTRICT**

**Required Supplementary Information**

**SCHEDULE OF THE DISTRICT'S PROPORTIONATE SHARE OF THE NET OPEB LIABILITY**

**OPEB**

**Last 10 Fiscal Years\***

	<u>2020</u>	<u>2019</u>	<u>2018</u>
District's proportion of the net OPEB liability	1.29353795%	1.26346794%	1.22650018%
District's proportionate share of the net OPEB liability	\$ 10,976,200	9,773,556	9,623,231
District's covered-employee payroll	59,236,613	57,145,796	55,103,280
District's proportionate share of the net OPEB liability as a percentage of its covered-employee payroll	18.53%	17.10%	17.46%
Plan fiduciary net position as a percentage of the total OPEB liability	0.12%	0.13%	0.00%

The notes to the required supplementary information are an integral part of this schedule.

\* The amounts presented for each fiscal year were determined as of the measurement date of 6/30 of the year prior to the fiscal year presented.

\*\* The amount used to calculate this figure was based on the Plan's covered payroll as of the measurement date.

This schedule is presented to illustrate the requirement to show information for 10 years. However, until a full 10-year trend is compiled, the District has only presented information for the years in which information is available.

(This page left blank intentionally)

**MADISON COUNTY SCHOOL DISTRICT**  
**Required Supplementary Information**

**SCHEDULE OF DISTRICT CONTRIBUTIONS**  
**OPEB**  
**Last 10 Fiscal Years\***

	<u>2020</u>	<u>2019</u>	<u>2018</u>
Actuarially determined contribution**	\$ 412,508	439,960	410,253
Contributions in relation to the actuarially determined contribution**	412,508	439,960	410,253
Contribution deficiency (excess)	\$ <u>0</u>	<u>0</u>	<u>0</u>
District's covered-employee payroll	\$ 78,396,925	73,773,403	71,960,969
Contributions as a percentage of covered-employee payroll	0.53%	0.60%	0.57%

The notes to the required supplementary information are an integral part of this schedule.

\*This schedule is presented to illustrate the requirement to show information for 10 years. However, GASB Statement No.75 was implemented in FYE 6/30/2018, and, until a full 10-year trend is compiled, the District has only presented information for the years in which information is available. Prior year information is based on historical amounts reported in prior year audit report(s).

\*\* The amounts reflected above only deal with the Implicit Rate Subsidy as it relates to contributions.

(This page left blank intentionally)

MADISON COUNTY SCHOOL DISTRICT  
Notes to the Required Supplementary Information  
For the Year Ended June 30, 2020

Budgetary Comparison Schedule

(1) Basis of Presentation

The Budgetary Comparison Schedule presents the original legally adopted budget, the final legally adopted budget, the actual data on the GAAP basis, variances between the original budget and the final budget, and variances between the final budget and the actual data.

(2) Budget Amendments and Revisions

The budget is adopted by the school board and filed with the taxing authority. Amendments can be made on the approval of the school board. By statute, final budget revisions must be approved on or before October 15. A budgetary comparison is presented for the General Fund consistent with accounting principles generally accepted in the United States of America.

Pension Schedules

(1) *Changes of assumptions*

2015:

The expectation of retired life mortality was changed to the RP-2014 Healthy Annuitant Blue Collar Table projected to 2016 using Scale BB rather than the RP-2000 Mortality Table, which was used prior to 2015.

The expectation of disabled mortality was changed to the RP-2014 Disabled Retiree Table, rather than the RP-2000 Disabled Mortality Table, which was used prior to 2015.

Withdrawal rates, pre-retirement mortality rates, disability rates and service retirement rates were also adjusted to more closely reflect actual experience.

Assumed rates of salary increase were adjusted to more closely reflect actual and anticipated experience.

The price inflation and investment rate of return assumptions were changed from 3.50% to 3.00% and 8.00% to 7.75%, respectively.

2016:

The assumed rate of interest credited to employee contributions was changed from 3.50% to 2.00%.

2017:

The expectation of retired life mortality was changed to the RP-2014 Healthy Annuitant Blue Collar Mortality Table projected with Scale BB to 2022. Small adjustments were also made to the Mortality Table for disabled lives.

The wage inflation assumption was reduced from 3.75% to 3.25%.

Withdrawal rates, pre-retirement mortality rates, disability rates and service retirement rates were also adjusted to more closely reflect actual experience.

The percentage of active member disabilities assumed to be in the line of duty was increased from 6% to 7%.



MADISON COUNTY SCHOOL DISTRICT  
Notes to the Required Supplementary Information  
For the Year Ended June 30, 2020

2019:

The expectation of retired life mortality was changed to the PubS.H-2010(B) Retiree Table with the following adjustments: for males, 112% of male rates from ages 18 to 75 scaled down to 105% for ages 80 to 119; for females, 85% of the female rates from ages 18 to 65 scaled up to 102% for ages 75 to 119; and projection scale MP-2018 will be used to project future improvements in life expectancy generationally.

The expectation of disabled mortality was changed to PubT.H-2010 Disabled Retiree Table for disabled retirees with the following adjustments: for males, 137% of male rates at all ages; for females, 115% of female rates at all ages; and projection scale MP-2018 will be used to project future improvements in life expectancy generationally.

The price inflation assumption was reduced from 3.00% to 2.75%.

The wage inflation assumption was reduced from 3.25% to 3.00%.

Withdrawal rates, pre-retirement mortality rates, and service retirement rates were also adjusted to more closely reflect actual experience.

The percentage of active member disabilities assumed to be in the line of duty was increased from 7% to 9%.

(2) *Changes in benefit provisions*

2016:

Effective July 1, 2016, the interest rate on employee contributions shall be calculated based on the money market rate as published by the Wall Street Journal on December 31 of each preceding year with a minimum rate of one percent and a maximum rate of five percent.

(3) *Method and assumptions used in calculations of actuarially determined contributions.*

The actuarially determined contribution rates in the schedule of employer contributions are calculated as of June 30, two years prior to the end of the fiscal year in which contributions are reported (June 30, 2017 valuation for the June 30, 2019 fiscal year end). The following actuarial methods and assumptions were used to determine the most recent contribution rate reported in that schedule:

Actuarial cost method	Entry age
Amortization method	Level percentage of payroll, open
Remaining amortization period	38.4 years
Asset valuation method	5-year smoothed market
Price Inflation	3.00 percent
Salary increase	3.25 percent to 18.50 percent, including inflation
Investment rate of return	7.75 percent, net of pension plan investment expense, including inflation

OPEB Schedules

(1) *Changes of assumptions*

2017: The discount rate was changed from 3.01% for the prior Measurement Date to 3.56% for the current Measurement Date.

2018: The discount rate was changed from 3.56% for the prior Measurement Date to 3.89% for the current Measurement Date.

MADISON COUNTY SCHOOL DISTRICT  
Notes to the Required Supplementary Information  
For the Year Ended June 30, 2020

2019: The discount rate was changed from 3.89% for the prior Measurement Date to 3.50% for the current Measurement Date.

(2) *Changes in benefit provisions*

2017: None

2018: None

2019: None

(3) *Methods and assumptions used in calculations of Actuarially Determined Contributions.* The Actuarially Determined Contributions rates, as a percentage of payroll, used to determine the Actuarially Determined Contribution amounts in the Schedule of Employer Contributions are calculated as of the most recent Valuation Date. The following actuarial methods and assumptions (from the June 30, 2018 actuarial valuation) were used to determine contribution rates reported in that schedule for the year ending June 30, 2019:

Actuarial cost method	Entry age
Amortization method	Level dollar
Amortization period	30 years, open
Asset valuation method	Market Value of Assets
Price inflation	3%
Salary increases, including wage inflation	3.25% to 18.50%
Initial health care cost trend rates	
Medicare Supplement Claims	7.25%
Pre-Medicare	
Ultimate health care cost trend rates	
Medicare Supplement Claims	4.75%
Pre-Medicare	
Year of ultimate trend rates	
Medicare Supplement Claims	2028
Pre-Medicare	
Long-term investment rate of return, net of OPEB plan investment expense, including price inflation	3.89%

(This page left blank intentionally)

## SUPPLEMENTARY INFORMATION

(This page left blank intentionally)

**MADISON COUNTY SCHOOL DISTRICT**

**Supplementary Information**

**Schedule of Expenditures of Federal Awards**

**For the Year Ended June 30, 2020**

Federal Grantor/ Pass-through Grantor/ Program Title	Catalog of Federal Domestic Assistance No.	Pass-through Entity Identifying Number	Federal Expenditures
<b><u>U.S. Department of Agriculture</u></b>			
Passed-through Mississippi Department of Education:			
Child nutrition cluster:			
School breakfast program	10.553	205MS326N1099	\$ 765,921
National school lunch program	10.555	205MS326N1099	4,171,369
Subtotal			4,937,290
COVID-19 - Summer food service program for children	10.559	205MS326N1099	206,744
Subtotal			206,744
Total child nutrition cluster			5,144,034
Total passed-through Mississippi Department of Education			5,144,034
<b>Total U.S. Department of Agriculture</b>			<b>5,144,034</b>
<b><u>U.S. Department of Defense</u></b>			
Direct Program:			
Reserve Officers' Training Corps	12.xxx		232,614
<b>Total U.S. Department of Defense</b>			<b>232,614</b>
<b><u>U.S. Department of Education</u></b>			
Passed-through Mississippi Department of Education:			
Title I grants to local educational agencies	84.010	S010A170024 S010A180024 S010A190024	1,650,854
Career and technical education - basic grants to states	84.048	V048A190024	123,133
Rural education	84.358	ES358B170024 ES358B180024 ES358B190024	67,980
English language acquisition - state grants	84.365	S365A170024 S365A180024 S365A190024	49,518
Supporting Effective Instruction State Grants	84.367	S367A170023 S367A180023 S367A190023	227,853
Subtotal			2,119,338
Special education cluster:			
Special education - grants to states	84.027	H027A170108 H027A180108 H027A190108	2,624,285
Positive Behavior Specialist/Educational Interpreter	84.027A	H027A190108	55,956
Special education - preschool grants	84.173	H173A180113 H173A190113	75,950
Total special education cluster			2,756,191
Total passed-through Mississippi Department of Education			4,875,529
<b>Total U.S. Department of Education</b>			<b>4,875,529</b>
<b><u>U.S. Department of Health and Human Services</u></b>			
Passed-through the Mississippi Department of Education:			
Medicaid cluster:			
Medical assistance program	93.778	1905MS5ADM	12,242
Total passed-through Mississippi Department of Education			12,242
<b>Total U.S. Department of Health and Human Services</b>			<b>12,242</b>

**Social Security Administration**

Passed-through Mississippi Department of Rehabilitation				
Social security disability insurance	96.001	04-20-04MSD100		1,288
Total passed-through Mississippi Department of Rehabilitation				1,288
<b>Total Social Security Administration</b>				<b>1,288</b>
<b>Total for All Federal Awards</b>				<b>\$ 10,265,707</b>

The accompanying notes to the supplementary information are an integral part of this schedule.

Madison County School District  
Notes to the Schedule of Expenditures of Federal Awards  
For the Year Ended June 30, 2020

(1) Basis of Presentation

The accompanying schedule of expenditures of federal awards (the "Schedule") includes the federal award activity of the Madison County School District under programs of the federal government for the year ended June 30, 2020. The information in this Schedule is presented in accordance with the requirements of Title 2 U.S. *Code of Federal Regulations* Part 200, *Uniform Administrative Requirements, Cost Principles, and Audit Requirements for Federal Awards* (Uniform Guidance). Because the Schedule presents only a selected portion of the operations of the Madison County School District, it is not intended to and does not present the financial position, changes in net position, or cash flows of the Madison County School District.

(2) Summary of Significant Accounting Policies

Expenditures reported on the Schedule are reported on the same basis of accounting and the same significant accounting policies, as applicable, as those used for the financial statements; however, the expenditures include transfers out. . Such expenditures are recognized following the cost principles contained in the Uniform Guidance, wherein certain types of expenditures are not allowable or are limited as to reimbursement.

(3) Indirect Cost Rate

The Madison County School District has not elected to use the 10-percent de minimis indirect cost rate allowed under the Uniform Guidance.



(This page left blank intentionally)

**MADISON COUNTY SCHOOL DISTRICT**

**Supplementary Information**

**Schedule of Instructional, Administrative and Other Expenditures - Governmental Funds**

**For the Year Ended June 30, 2020**

<u>Expenditures</u>	<u>Total</u>	<u>Instruction and Other Student Instructional Expenditures</u>	<u>General Administration</u>	<u>School Administration</u>	<u>Other</u>
Salaries and fringe benefits	\$ 106,402,531	87,493,609	3,566,460	9,404,212	5,938,250
Other	49,577,635	15,718,489	745,644	235,150	32,878,352
Total	<u>\$ 155,980,166</u>	<u>103,212,098</u>	<u>4,312,104</u>	<u>9,639,362</u>	<u>38,816,602</u>
Total number of students *	<u>13,294</u>				
Cost per student	<u>\$ 11,733</u>	<u>7,764</u>	<u>324</u>	<u>725</u>	<u>2,920</u>

For purposes of this schedule, the following columnar descriptions are applicable:

Instruction and Other Student Instructional Expenditures - includes the activities dealing directly with the interaction between teachers and students. Included here are the activities of teachers, teachers aides or classroom assistants of any type.

General Administration - includes expenditures for the following functions: Support Services - General Administration and Support Services - Business.

School Administration - includes expenditures for the following function: Support Services - School Administration.

Other - includes all expenditure functions not included in Instruction or Administration Categories.

\* includes the number of students reported on the ADA report submission for month 9, which is the final submission for the fiscal year

(This page left blank intentionally)

## OTHER INFORMATION

(This page left blank intentionally)

**MADISON COUNTY SCHOOL DISTRICT**

**Other Information**

**Statement of Revenues, Expenditures and Changes in Fund Balances**

**General Fund**

**Last Four Years**

**UNAUDITED**

	2020	2019*	2018*	2017*
<b>Revenues:</b>				
Local sources	\$ 68,260,479	66,693,966	62,008,334	59,651,009
State sources	64,439,412	60,661,811	58,282,934	56,596,209
Federal sources	535,375	320,698	62,990	315,733
Sixteenth section sources	1,196,865	1,471,845	1,005,024	1,419,690
Total Revenues	134,432,131	129,148,320	121,359,282	117,982,641
<b>Expenditures:</b>				
Instruction	74,608,278	69,672,711	66,078,337	65,236,440
Support services	50,448,192	43,977,929	52,150,417	45,169,582
Noninstructional services	200	225	640	98
Sixteenth section	191,414	238,077	177,946	149,450
Facilities acquisition and construction	329,097		104,301	50,077
Debt service:				
Interest		1,172	5,273	6,895
Total Expenditures	125,577,181	113,890,114	118,516,914	110,612,542
Excess (Deficiency) of Revenues over (under) Expenditures	8,854,950	15,258,206	2,842,368	7,370,099
<b>Other Financing Sources (Uses):</b>				
Insurance loss recoveries	600	19,331	2,450	15,108
Proceeds from the sale of assets	281,298			
Sale of transportation equipment		13,961	1,710	15,029
Sale of other property		9,880	1,580,106	3,905
Operating transfers in	157,809	306,451	308,012	160,386
Operating transfers out	(6,642,204)	(31,652,975)	(3,407,994)	(5,523,530)
Total Other Financing Sources (Uses)	(6,202,497)	(31,303,352)	(1,515,716)	(5,329,102)
Net Change in Fund Balances	2,652,453	(16,045,146)	1,326,652	2,040,997
<b>Fund Balances:</b>				
Beginning of period, as previously reported	34,707,545	50,723,381	49,376,480	47,307,678
Fund reclassification	371,785			
Prior period adjustments	3,795	29,310	20,249	27,805
Beginning of period, as restated	35,083,125	50,752,691	49,396,729	47,335,483
End of Period	\$ 37,735,578	34,707,545	50,723,381	49,376,480

\*SOURCE - PRIOR YEAR AUDIT REPORTS

(This page left blank intentionally)

**MADISON COUNTY SCHOOL DISTRICT**

**Other Information**

**Statement of Revenues, Expenditures and Changes in Fund Balances**

**All Governmental Funds**

**Last Four Years**

**UNAUDITED**

	2020	2019*	2018*	2017*
<b>Revenues:</b>				
Local sources	\$ 80,553,620	79,547,900	75,561,246	73,017,720
State sources	67,095,122	63,354,771	61,686,343	59,260,082
Federal sources	8,752,621	8,711,043	8,226,669	8,841,473
Sixteenth section sources	1,286,604	1,631,379	1,026,613	1,505,607
Total Revenues	157,687,967	153,245,093	146,500,871	142,624,882
<b>Expenditures:</b>				
Instruction	82,455,527	77,510,129	73,357,839	72,471,955
Support services	54,409,405	48,800,000	55,905,636	49,487,547
Noninstructional services	4,744,420	5,163,080	5,313,624	5,380,204
Sixteenth section	218,065	251,374	185,726	168,724
Facilities acquisition and construction	5,373,027	3,202,019	2,518,552	4,870,497
Debt service:				
Principal	7,305,000	8,747,000	10,895,000	11,670,000
Interest	1,327,275	1,882,580	2,196,663	2,646,158
Other	147,447	10,340	10,265	29,552
Total Expenditures	155,980,166	145,566,522	150,383,305	146,724,637
Excess (Deficiency) of Revenues over (under) Expenditures	1,707,801	7,678,571	(3,882,434)	(4,099,755)
<b>Other Financing Sources (Uses):</b>				
Bonds and notes issued	13,180,000			6,062,000
Premium on refunding bonds issued	1,147,571			
Payments held by escrow agents	235,250	234,662	234,078	223,493
Insurance loss recoveries	600	19,331	2,450	15,108
Proceeds from the sale of assets	281,298			
Sale of transportation equipment		13,961	1,710	15,029
Sale of other property		9,880	1,580,106	3,905
Operating transfers in	6,800,013	34,443,015	3,987,590	5,984,628
Operating transfers out	(6,800,013)	(34,443,015)	(3,987,590)	(5,984,628)
Payments to refunded bond escrow agent	(16,677,125)			(6,095,367)
Payments to QSCB debt escrow agent	(235,250)	(234,662)	(234,078)	(223,493)
Total Other Financing Sources (Uses)	(2,067,656)	43,172	1,584,266	675
Net Change in Fund Balances	(359,855)	7,721,743	(2,298,168)	(4,099,080)
<b>Fund Balances:</b>				
Beginning of period, as previously reported	75,931,055	68,198,602	70,488,855	74,511,096
Fund reclassification	371,785			
Prior period adjustments	2,783	71,612	53,107	105,956
Beginning of period, as restated	76,305,623	68,270,214	70,541,962	74,617,052
Increase (Decrease) in reserve for inventory	124,113	(60,902)	(45,192)	(29,117)
End of Period	\$ 76,069,881	75,931,055	68,198,602	70,488,855

\*SOURCE - PRIOR YEAR AUDIT REPORTS



(This page left blank intentionally)

## REPORTS ON INTERNAL CONTROL AND COMPLIANCE

(This page left blank intentionally)

**SUZANNE E. SMITH, CPA, PLLC**  
**AUDITING AND ACCOUNTING SERVICES**  
**sesmithcpa@msn.com**

INDEPENDENT AUDITOR'S REPORT ON INTERNAL CONTROL OVER FINANCIAL REPORTING AND ON  
COMPLIANCE AND OTHER MATTERS BASED ON AN AUDIT OF FINANCIAL STATEMENTS PERFORMED IN  
ACCORDANCE WITH *GOVERNMENT AUDITING STANDARDS*

Superintendent and School Board  
Madison County School District

We have audited, in accordance with the auditing standards generally accepted in the United States of America and the standards applicable to financial audits contained in *Government Auditing Standards* issued by the Comptroller General of the United States, the financial statements of the governmental activities, each major fund, and the aggregate remaining fund information of Madison County School District, as of and for the year ended June 30, 2020, and the related notes to the financial statements, which collectively comprise the Madison County School District's basic financial statements, and have issued our report thereon dated December 22, 2020.

**Internal Control Over Financial Reporting**

In planning and performing our audit of the financial statements, we considered the school district's internal control over financial reporting (internal control) to determine the audit procedures that are appropriate in the circumstances for the purpose of expressing our opinions on the financial statements, but not for the purpose of expressing an opinion on the effectiveness of the school district's internal control. Accordingly, we do not express an opinion on the effectiveness of the school district's internal control.

A *deficiency in internal control* exists when the design or operation of a control does not allow management or employees, in the normal course of performing their assigned functions, to prevent, or detect and correct, misstatements on a timely basis. A *material weakness* is a deficiency, or a combination of deficiencies, in internal control, such that there is a reasonable possibility that a material misstatement of the entity's financial statements will not be prevented, or detected and corrected on a timely basis. A *significant deficiency* is a deficiency, or a combination of deficiencies, in internal control that is less severe than a material weakness, yet important enough to merit attention by those charged with governance.

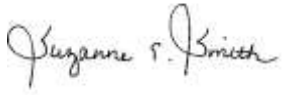
Our consideration of internal control was for the limited purpose described in the first paragraph of this section and was not designed to identify all deficiencies in internal control that might be material weaknesses or significant deficiencies. Given these limitations, during our audit we did not identify any deficiencies in internal control that we consider to be material weaknesses. However, material weaknesses may exist that have not been identified.

**Compliance and Other Matters**

As part of obtaining reasonable assurance about whether the Madison County School District's financial statements are free from material misstatement, we performed tests of its compliance with certain provisions of laws, regulations, contracts, and grant agreements, noncompliance with which could have a direct and material effect on the determination of financial statement amounts. However, providing an opinion on compliance with those provisions was not an objective of our audit, and accordingly, we do not express such an opinion. The results of our tests disclosed no instances of noncompliance or other matters that are required to be reported under *Government Auditing Standards*.

### **Purpose of this Report**

The purpose of this report is solely to describe the scope of our testing of internal control and compliance and the results of that testing, and not to provide an opinion on the effectiveness of the entity's internal control or on compliance. This report is an integral part of an audit performed in accordance with *Government Auditing Standards* in considering the entity's internal control and compliance. Accordingly, this communication is not suitable for any other purpose.

A handwritten signature in cursive script that reads "Suzanne E. Smith".

Suzanne E. Smith, CPA, PLLC  
Starkville, Mississippi  
December 22, 2020

**SUZANNE E. SMITH, CPA, PLLC**  
**AUDITING AND ACCOUNTING SERVICES**  
**sesmithcpa@msn.com**

**INDEPENDENT AUDITOR'S REPORT ON COMPLIANCE FOR EACH MAJOR FEDERAL PROGRAM  
AND REPORT ON INTERNAL CONTROL OVER COMPLIANCE REQUIRED BY UNIFORM GUIDANCE**

Superintendent and School Board  
Madison County School District

**Report on Compliance for Each Major Federal Program**

We have audited Madison County School District's compliance with the types of compliance requirements described in the *OMB Compliance Supplement* that could have a direct and material effect on Madison County School District's major federal programs for the year ended June 30, 2020. The Madison County School District's major federal programs are identified in the summary of the auditor's results section of the accompanying schedule of findings and questioned costs.

**Management's Responsibility**

Management is responsible for compliance with federal statutes, regulations, and the terms and conditions of its federal awards applicable to its federal programs.

**Auditor's Responsibility**

Our responsibility is to express an opinion on compliance for Madison County School District's major federal program based on our audit of the types of compliance requirements referred to above. We conducted our audit of compliance in accordance with auditing standards generally accepted in the United States of America; the standards applicable to financial audits contained in *Government Auditing Standards*, issued by the Comptroller General of the United States; and the audit requirements of Title 2 U.S. *Code of Federal Regulations* Part 200, *Uniform Administrative Requirements, Cost Principles, and Audit Requirements for Federal Awards* (Uniform Guidance). Those standards and Uniform Guidance require that we plan and perform the audit to obtain reasonable assurance about whether noncompliance with the types of compliance requirements referred to above that could have a direct and material effect on a major federal program occurred. An audit includes examining, on a test basis, evidence about the school district's compliance with those requirements and performing such other procedures as we considered necessary in the circumstances.

We believe that our audit provides a reasonable basis for our opinion on compliance for its major federal program. However, our audit does not provide a legal determination on the school district's compliance.

**Opinion on Each Major Federal Program**

In our opinion, the Madison County School District complied, in all material respects, with the types of compliance requirements referred to above that could have a direct and material effect on its major federal programs for the year ended June 30, 2020.

**Report on Internal Control Over Compliance**

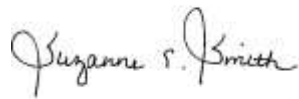
Management of the Madison County School District is responsible for establishing and maintaining effective internal control over compliance with the types of compliance requirements referred to above. In planning and performing our audit of compliance, we considered Madison County School District's internal control over compliance with the types of requirements that could have a direct and material effect on each major federal program to determine the auditing procedures that are appropriate in the circumstances for the purpose of expressing an opinion on compliance for each major federal program and to test and report on internal control over compliance in accordance with the Uniform Guidance, but not for the purpose

of expressing an opinion on the effectiveness of internal control over compliance. Accordingly, we do not express an opinion on the effectiveness of the school district's internal control over compliance.

*A deficiency in internal control over compliance* exists when the design or operation of a control over compliance does not allow management or employees, in the normal course of performing their assigned functions, to prevent, or detect and correct, noncompliance with a type of compliance requirement of a federal program on a timely basis. *A material weakness in internal control over compliance* is a deficiency, or a combination of deficiencies, in internal control over compliance, such that there is as reasonable possibility that material noncompliance with a type of compliance requirement of a federal program will not be prevented, or detected and corrected, on a timely basis. *A significant deficiency in internal control over compliance* is a deficiency, or a combination of deficiencies, in internal control over compliance with a type of compliance requirement of a federal program that is less severe than a material weakness in internal control over compliance, yet important enough to merit attention by those charged with governance.

Our consideration of the internal control over compliance was for the limited purpose described in the first paragraph of this section and was not designed to identify all deficiencies in internal control over compliance that might be material weaknesses or significant deficiencies. We did not identify any deficiencies in internal control over compliance that we consider to be material weaknesses. However, material weaknesses may exist that have not been identified.

The purpose of this report on internal control over compliance is solely to describe the scope of our testing of internal control over compliance and the results of that testing based on the requirements of the Uniform Guidance. Accordingly, this report is not suitable for any other purpose.



Suzanne E. Smith, CPA, PLLC  
Starkville, Mississippi  
December 22, 2020

## SCHEDULE OF FINDINGS AND QUESTIONED COSTS



(This page left blank intentionally)

MADISON COUNTY SCHOOL DISTRICT  
Schedule of Findings and Questioned Costs  
For the Year Ended June 30, 2020

Section I: Summary of Auditor's Results

Financial Statements:

- |    |  |               |
|----|--|---------------|
| 1. | Type of auditor's report issued:                               | Unmodified    |
| 2. | Internal control over financial reporting:                     |               |
| a. | Material weakness(es) identified? (Yes/No)                     | No            |
| b. | Significant deficiency(ies) identified? (Yes/None reported)    | None Reported |
| 3. | Noncompliance material to financial statements noted? (Yes/No) | No            |

Federal Awards:

- |                         |   |                     |   |        |  |                         |                           |  |
|-------------------------|---|---------------------|---|--------|--|-------------------------|---------------------------|--|
| 4.                      | Internal control over major programs:   |                     |   |        |  |                         |                           |  |
| a.                      | Material weakness(es) identified? (Yes/No)  | No                  |   |        |  |                         |                           |  |
| b.                      | Significant deficiency(ies) identified? (Yes/None reported)   | None Reported       |   |        |  |                         |                           |  |
| 5.                      | Type of auditor's report issued on compliance for major programs:   | Unmodified          |   |        |  |                         |                           |  |
| 6.                      | Any audit findings disclosed that are required to be reported in accordance with 2 CFR 200.516(a)? (Yes/No)   | No                  |   |        |  |                         |                           |  |
| 7.                      | Identification of major programs:   |                     |   |        |  |                         |                           |  |
|                         | <table border="0" style="width: 100%;"> <tr> <td style="text-align: left;"><u>CFDA Numbers</u></td> <td style="text-align: left;"><u>Name of Federal Program or Cluster</u></td> </tr> <tr> <td>84.010</td> <td>Title I grants to local educational agencies</td> </tr> <tr> <td>84.027; 84.027A; 84.173</td> <td>Special education cluster</td> </tr> </table> | <u>CFDA Numbers</u> | <u>Name of Federal Program or Cluster</u> | 84.010 | Title I grants to local educational agencies | 84.027; 84.027A; 84.173 | Special education cluster |  |
| <u>CFDA Numbers</u>     | <u>Name of Federal Program or Cluster</u>   |                     |   |        |  |                         |                           |  |
| 84.010                  | Title I grants to local educational agencies  |                     |   |        |  |                         |                           |  |
| 84.027; 84.027A; 84.173 | Special education cluster   |                     |   |        |  |                         |                           |  |
| 8.                      | Dollar threshold used to distinguish between type A and type B programs:  | \$750,000           |   |        |  |                         |                           |  |
| 9.                      | Auditee qualified as low-risk auditee? (Yes/No)   | Yes                 |   |        |  |                         |                           |  |
| 10.                     | Prior fiscal year audit findings(s) and questioned costs relative to federal awards which would require the auditee to prepare a summary schedule of prior audit findings in accordance with 2CFR 200.511(b). (Yes/No)  | No                  |   |        |  |                         |                           |  |

Section II: Financial Statement Findings

The results of our tests did not disclose any findings related to the financial statements that are required to be reported under *Government Auditing Standards*.

MADISON COUNTY SCHOOL DISTRICT  
Schedule of Findings and Questioned Costs  
For the Year Ended June 30, 2020

Section III: Federal Award Findings and Questioned Costs

The results of our tests did not disclose any findings and questioned costs related to the federal awards.