



The following document was not prepared by the Office of the State Auditor, but was prepared by and submitted to the Office of the State Auditor by a private CPA firm. The document was placed on this web page as it was submitted. The Office of the State Auditor assumes no responsibility for its content or for any errors located in the document. Any questions of accuracy or authenticity concerning this document should be submitted to the CPA firm that prepared the document. The name and address of the CPA firm appears in the document.



**FORREST COUNTY, MISSISSIPPI**

**AUDITED FINANCIAL STATEMENTS  
AND SPECIAL REPORTS**

**Year Ended September 30, 2018**

# FORREST COUNTY, MISSISSIPPI

## TABLE OF CONTENTS

	<b>PAGE</b>
<b>INDEPENDENT AUDITOR'S REPORT</b>	1 - 4
<b>MANAGEMENT'S DISCUSSION AND ANALYSIS</b>	5 - 15
<b>FINANCIAL STATEMENTS</b>	
Exhibit 1 - Statement of Net Position	16 - 17
Exhibit 2 - Statement of Activities	18
Exhibit 3 - Balance Sheet - Governmental Funds	19
Exhibit 3-1 - Reconciliation of the Balance Sheet of Governmental Funds to the Statement of Net Position	20
Exhibit 4 - Statement of Revenues, Expenditures and Changes in Fund Balances - Governmental Funds	21
Exhibit 4-1 - Reconciliation of the Statement of Revenues, Expenditures and Changes in Fund Balances of Governmental Funds to the Statement of Activities	22 - 23
Exhibit 5 - Statement of Fiduciary Assets and Liabilities	24
<b>NOTES TO FINANCIAL STATEMENTS</b>	25 - 54
<b>REQUIRED SUPPLEMENTARY INFORMATION</b>	
Schedule 1 - Budgetary Comparison Schedule - Budget and Actual (Non-GAAP Basis) - General Fund	55 - 56
Schedule 2 - Budgetary Comparison Schedule - Budget and Actual (Non-GAAP Basis) - Road and Bridge Maintenance Fund	57 - 58
Schedule 3 - Schedule of the County's Proportionate Share of the Net Pension Liability	59
Schedule 4 - Schedule of County Contributions	60
Notes to the Required Supplementary Information	61 - 63
<b>SUPPLEMENTARY INFORMATION</b>	
Schedule 5 - Schedule of Expenditures of Federal Awards	64 - 65
Notes to the Schedule of Expenditures of Federal Awards	66
<b>OTHER INFORMATION</b>	
Schedule 6 - Schedule of Surety Bonds for County Officials	67 - 69

# FORREST COUNTY, MISSISSIPPI

## CONTENTS PAGE TWO

	<u>PAGE</u>
<b><i>SPECIAL REPORTS</i></b>	
Independent Auditor's Report on Internal Control Over Financial Reporting and on Compliance and Other Matters Based on an Audit of the Financial Statements Performed in Accordance with <i>Government Auditing Standards</i>	70 - 72
Independent Auditor's Report on Compliance for The Major Federal Program and on Internal Control Over Compliance Required by the Uniform Guidance	73 - 75
Independent Accountant's Report on Central Purchasing System, Inventory Control System, and Purchase Clerk Schedules (Required by Section 31-7-115, Mississippi Code Annotated [1972])	76 - 77
Schedule 7 - Schedule of Purchases from Other Than the Lowest Bidder	78
Schedule 8 - Schedule of Emergency Purchases	79
Schedule 9 - Schedule of Purchases Made Noncompetitively from a Sole Source	80
Limited Internal Control and Compliance Review Management Report	81 - 82
<b><i>SCHEDULE OF FINDINGS AND QUESTIONED COSTS</i></b>	83 - 85

## ***FINANCIAL SECTION***



## **INDEPENDENT AUDITOR'S REPORT**

Members of the Board of Supervisors  
Forrest County, Mississippi

### **Report on the Financial Statements**

We have audited the accompanying financial statements of the governmental activities, each major fund, and the aggregate remaining fund information of Forrest County, Mississippi, (the County) as of and for the year ended September 30, 2018, and the related notes to the financial statements, which collectively comprise the basic financial statements of the County's primary government as listed in the table of contents.

### **Management's Responsibility for the Financial Statements**

Management is responsible for the preparation and fair presentation of these financial statements in accordance with accounting principles generally accepted in the United States of America; this includes the design, implementation, and maintenance of internal control relevant to the preparation and fair presentation of financial statements that are free from material misstatement, whether due to fraud or error.

### **Auditor's Responsibility**

Our responsibility is to express opinions on these financial statements based on our audit. We conducted our audit in accordance with auditing standards generally accepted in the United States of America and the standards applicable to financial audits contained in *Government Auditing Standards*, issued by the Comptroller General of the United States. Those standards require that we plan and perform the audit to obtain reasonable assurance about whether the financial statements are free from material misstatement.

An audit involves performing procedures to obtain audit evidence about the amounts and disclosures in the financial statements. The procedures selected depend on the auditor's judgment, including the assessment of the risks of material misstatement of the financial statements, whether due to fraud or error. In making those risk assessments, the auditor considers internal control relevant to the entity's preparation and fair presentation of the financial statements in order to design audit procedures that are appropriate in the circumstances, but not for the



**HATTIESBURG**  
2 Southern Pointe Parkway, Suite 100  
Hattiesburg, MS 39401-8025  
  
P. O. Drawer 15099  
Hattiesburg, MS 39404-5099

**COLUMBIA**  
150 Old Highway 98 E  
Columbia, MS 39429-6447  
  
P. O. Box 609  
Columbia, MS 39429-0609

**GULFPORT**  
2019 23rd Avenue  
Gulfport, MS 39501-2968  
  
P. O. Box 1842  
Gulfport, MS 39502-1842

Members of the Board of Supervisors  
Forrest County, Mississippi

purpose of expressing an opinion on the effectiveness of the entity's internal control. Accordingly, we express no such opinion. An audit also includes evaluating the appropriateness of accounting policies used and the reasonableness of significant accounting estimates made by management, as well as evaluating the overall presentation of the financial statements.

We believe that the audit evidence we have obtained is sufficient and appropriate to provide a basis for our audit opinions.

#### **Basis for Adverse Opinion on the Aggregate Discretely Presented Component Units**

The financial statements do not include financial data for the County's legally separate component units. Accounting principles generally accepted in the United States of America require the financial data for those component units to be reported with the financial data of the County's primary government unless the County also issues financial statements for the financial reporting entity that include the financial data for its component units. The County has not issued such reporting entity financial statements. The amount by which this departure would affect the assets, liabilities, net position, revenues and expenses of the aggregate discretely presented component units has not been determined.

#### **Adverse Opinion**

In our opinion, because of the significance of the matter discussed in the "Basis for Adverse Opinion on the Aggregate Discretely Presented Component Units" paragraph, the financial statements referred to above do not present fairly, the financial position of the aggregate discretely presented component units of Forrest County, Mississippi, as of September 30, 2018, or the changes in financial position thereof for the year then ended in accordance with accounting principles generally accepted in the United States of America.

#### **Unmodified Opinions**

In our opinion, the financial statements referred to above present fairly, in all material respects, the respective financial position of the governmental activities, each major fund, and the aggregate remaining fund information of Forrest County, Mississippi, as of September 30, 2018, and the respective changes in financial position thereof for the year then ended in accordance with accounting principles generally accepted in the United States of America.



Members of the Board of Supervisors  
Forrest County, Mississippi

## **Other Matters**

### *Required Supplementary Information*

Accounting principles generally accepted in the United States of America require that the Management's Discussion and Analysis, the Budgetary Comparison Schedules and corresponding notes, the Schedule of the County's Proportionate Share of the Net Pension Liability, and the Schedule of County Contributions be presented to supplement the basic financial statements. Such information, although not a part of the basic financial statements, is required by the Governmental Accounting Standards Board who considers it to be an essential part of financial reporting for placing the basic financial statements in an appropriate operational, economic, or historical context. We have applied certain limited procedures to the required supplementary information in accordance with auditing standards generally accepted in the United States of America, which consisted of inquiries of management about the methods of preparing the information and comparing the information for consistency with management's responses to our inquiries, the basic financial statements, and other knowledge we obtained during our audit of the basic financial statements. We do not express an opinion or provide any assurance on the information because the limited procedures do not provide us with sufficient evidence to express an opinion or provide any assurance.

### *Supplementary and Other Information*

Our audit was conducted for the purpose of forming opinions on the financial statements that collectively comprise Forrest County, Mississippi's basic financial statements. The accompanying Schedule of Expenditures of Federal Awards, as required by Title 2 U.S. Code of Federal Regulations Part 200, *Uniform Administrative Requirements, Cost Principles, and Audit Requirements for Federal Awards*, is presented for purposes of additional analysis and is not a required part of the basic financial statements.

The accompanying Schedule of Expenditures of Federal Awards, as required by Title 2 U.S. Code of Federal Regulation Part 200, *Uniform Administrative Requirements, Cost Principles, and Audit Requirements for Federal Awards*, is the responsibility of management and was derived from and relates directly to the underlying accounting and other records used to prepare the basic financial statements. Such information has been subjected to the auditing procedures applied in the audit of the basic financial statements and certain additional procedures, including comparing and reconciling such information directly to the underlying accounting and other records used to prepare the basic financial statements or to the basic financial statements themselves, and other additional procedures in accordance with auditing standards generally accepted in the United States of America. In our opinion, the Schedule of Expenditures of Federal Awards is fairly stated, in all material respects, in relation to the basic financial statements as a whole.

Members of the Board of Supervisors  
Forrest County, Mississippi

The Schedule of Surety Bonds for County Officials has not been subjected to the auditing procedures applied in the audit of the basic financial statements, and accordingly, we do not express an opinion or provide any assurance on it.

**Other Reporting Required by *Government Auditing Standards***

In accordance with *Government Auditing Standards*, we have also issued our report dated June 26, 2019 on our consideration of Forrest County, Mississippi's internal control over financial reporting and on our tests of its compliance with certain provisions of laws, regulations, contracts and grant agreements and other matters. The purpose of that report is solely to describe the scope of our testing of internal control over financial reporting and compliance and the results of that testing, and not to provide an opinion on the effectiveness of Forrest County, Mississippi's internal control over financial reporting or on compliance. That report is an integral part of an audit performed in accordance with *Government Auditing Standards* in considering Forrest County, Mississippi's internal control over financial reporting and compliance.

  
Hattiesburg, Mississippi  
June 26, 2019

**FORREST COUNTY, MISSISSIPPI  
MANAGEMENT'S DISCUSSION AND ANALYSIS  
YEAR ENDED SEPTEMBER 30, 2018**

**INTRODUCTION**

This discussion and analysis of Forrest County's financial performance provides an overall narrative review of the County's financial activities for the year ended September 30, 2018. The intent of this discussion and analysis is to look at the County's performance as a whole; readers should also review the notes to the basic financial statements and the financial statements to enhance their understanding of the County's financial performance.

Forrest County is located in southeastern Mississippi along Interstate I-59. The population, according to the 2010 census, is 74,934. The local economic base is driven mainly by Manufacturing and Poultry Processing, as well as diverse trade and service developments including a regional healthcare center of Southeast Mississippi.

**FINANCIAL HIGHLIGHTS**

Forrest County is financially stable. The County has committed itself to financial excellence for many years by using sound financial planning, budgeting and strong internal controls. The County is committed to maintaining sound fiscal management to meet the challenges of the future.

Forrest County continues to grow both economically and in population. This has allowed the County to maintain a steady growth in tax revenues without a significant tax increase. The County government tax rate has increased only 9.7% over the last 5 years. This does not include School tax increases.

Key financial highlights for 2018 were as follows:

- Total net position decreased \$12,140, which represents a 0.02% decrease from the prior fiscal year. The County's ending cash balance increased by \$3,043,341 which represents a 9.28% increase from the prior fiscal year.
- The County had \$43,661,892 in total revenues. Tax revenues account for \$33,828,218 or 77.48% of total revenues. State and federal revenues in the form of reimbursements, shared revenue or grants, account for \$4,499,400 or 10.31% of total revenues.
- The County had \$43,674,032 in total expenses, which represents an increase of \$5,302,572 or a 13.82% increase from the prior fiscal year. Expenses in the amount of \$8,110,448 were offset by user charges, grants, and outside contributions. General revenues of \$35,551,444 were adequate to provide for the remainder of most of the expenses.
- Among major funds, the General Fund had \$33,544,219 in revenues and \$28,176,313 in expenditures. The General Fund's fund balance increased \$4,749,519 over the prior year. The Road & Bridge Maintenance Fund had \$3,604,479 in revenues and \$6,074,200 in expenditures. The Road & Bridge Maintenance Fund's fund balance decreased \$2,392,721 over the prior year.

- Capital assets, net of accumulated depreciation, decreased by \$1,444,857.
- Long-term debt increased by \$701,205 due to an increase in the County's net pension liability and an increase in negotiable notes.

## OVERVIEW OF THE FINANCIAL STATEMENTS

This discussion and analysis is intended to serve as an introduction to the County's basic financial statements. The County's basic financial statements comprise three components: 1) Government-wide financial statements, 2) Fund financial statements and 3) Notes to the basic financial statements. Required Supplementary Information is included in addition to the basic financial statements.

**Government-Wide Financial Statements** - The government-wide financial statements are designed to provide readers with a broad overview of the County's finances, in a manner similar to private-sector businesses.

The **statement of net position** presents information on all County assets and liabilities, with the difference between the two reported as net position. Over time, increases or decreases in net position may serve as a useful indicator of whether the financial position of the County is improving or deteriorating.

The **statement of activities** presents information showing how net position changed during the most recent fiscal year. All changes in net position are reported as soon as the underlying event giving rise to the change occurs, regardless of the timing of the related cash flows. Thus, revenues and expenses are reported in this statement for some items that will result in cash flows in future fiscal periods.

Both of these government-wide financial statements distinguish functions of the County that are principally supported by taxes and intergovernmental revenues (governmental activities) from other functions that are intended to recover all or part of their costs through user fees and charges (business-type activities). The governmental activities of the County include general government; public safety; public works (roads and bridges); health and welfare; culture and recreation; conservation of natural resources; economic development and assistance; pension expense and interest on long-term debt.

Management had chosen to omit from the financial statements, the following component units:

Forrest General Hospital  
Rawls Springs Volunteer Fire Department  
North Forrest Fire Protection District  
Forrest County Agriculture High School

The Government-wide Financial Statements can be found on pages 16 - 18 of this report.

**Fund Financial Statements** - A fund is a grouping of related accounts that is used to maintain control over resources that have been segregated for specific activities or objectives. The County uses fund accounting to ensure and demonstrate finance-related legal compliance. All of the funds of the County can be divided into two categories: governmental funds and fiduciary funds.

**Governmental funds** are used to account for essentially the same functions reported as governmental activities in the government-wide financial statements. However, unlike the government-wide financial statements, governmental funds financial statements focus on near-term inflows and outflows of spendable resources, as well as on balances of spendable resources available at the end of the fiscal year. Such information may be useful in evaluating a county's near-term financing requirements. Governmental funds include the general, special revenue, debt service, and capital projects funds.

Because the focus of governmental funds is narrower than that of the government-wide financial statements, it is useful to compare the information presented for governmental funds with similar information presented for governmental activities in the government-wide financial statements. By doing so, readers may better understand the long-term impact of the government's near-term financing decisions. Both the "Governmental Funds Balance Sheet" and the "Governmental Funds Statement of Revenues, Expenditures, and Changes in Fund Balances" provide a reconciliation to facilitate this comparison between governmental funds and governmental activities. These reconciliations are on pages 20 and 22 - 23, respectively.

The County maintains individual governmental funds in accordance with the *Mississippi County Financial Accounting Manual*. Information is presented separately in the governmental funds Balance Sheet and in the governmental funds Statement of Revenues, Expenditures, and Changes in Fund Balances for all major funds. All other non-major funds are combined together and presented in these reports as other governmental funds.

The basic governmental funds financial statements can be found on pages 19 and 21 of this report.

**Fiduciary funds** are used to account for resources held for the benefit of parties outside the County government. Fiduciary funds are not reflected in the government-wide financial statements because the resources of those funds are not available to support the County's own programs. The accrual basis of accounting is used for fiduciary funds. The County is responsible for ensuring that the assets reported in these funds are used for their intended purposes. The County's fiduciary activities are presented in a separate Statement of Fiduciary Assets and Liabilities, which can be found on page 24 of this report.

**Notes to the financial statements** provide additional information that is essential to a full understanding of the data provided in the government-wide and fund financial statements. The notes can be found on pages 25 - 54 of this report.

In addition to the basic financial statements and accompanying notes, this report also presents Budgetary Comparison Schedules, Schedule of the County's Proportionate Share of the Net Pension Liability and Schedule of County Contributions as **Required Supplementary Information**.

The County adopts an annual operating budget for all governmental funds. A budgetary comparison statement has been provided for the General Fund and each major special revenue fund. This required supplementary information can be found on pages 55 - 58 of this report.

Additionally, a Schedule of Expenditures of Federal Awards is required by *Title 2 U.S. Code of Federal Regulations Part 200, Uniform Administrative Requirements, Cost Principles, and Audit Requirements for Federal Awards* (Uniform Guidance) and can be found on pages 64 - 65 of this report.

## **GOVERNMENT-WIDE FINANCIAL ANALYSIS**

**Net Position** - Net position may serve over time as a useful indicator of a government's financial position. In the case of Forrest County, assets and deferred outflows exceeded liabilities and deferred inflows by \$58,761,395 as of September 30, 2018.

By far, the largest portion of the County's net position consists of its investment in capital assets (e.g. roads, bridges, land, buildings, mobile equipment, furniture and equipment, and construction in progress) less related outstanding debt used to acquire such assets. The County uses these capital assets to provide services to its citizens.

The County's financial position is a product of several financial transactions including the net results of activities, the acquisition and payment of debt, the acquisition and disposal of capital assets and the depreciation of capital assets.

Table 1 presents a summary of the County's net position for the fiscal year ended September 30, 2018.

(See Table on Next Page)

**Table 1**  
**Net Position**

	<b>Governmental Activities</b>		<b>Total</b>
	<b>2018</b>	<b>2017</b>	<b>Percentage</b>
			<b>Change</b>
<b>ASSETS:</b>			
Current assets	\$ 72,265,477	\$ 68,115,494	6.09%
Capital assets, net	79,735,751	81,180,608	-1.78%
<b>Total assets</b>	<b>152,001,228</b>	<b>149,296,102</b>	1.81%
<b>DEFERRED OUTFLOWS</b>	<b>7,781,571</b>	<b>7,944,782</b>	-2.05%
<b>LIABILITIES:</b>			
Current liabilities	5,862,735	4,931,256	18.89%
Long-term debt, outstanding	25,259,121	25,044,316	0.86%
Net pension liability	36,376,308	35,889,908	1.36%
<b>Total liabilities</b>	<b>67,498,164</b>	<b>65,865,480</b>	2.48%
<b>DEFERRED INFLOWS</b>	<b>33,523,240</b>	<b>32,601,869</b>	2.83%
<b>NET POSITION:</b>			
Net investment in capital assets	59,249,395	60,274,218	-1.70%
Restricted	11,022,672	13,282,943	-17.02%
Unrestricted	(11,510,672)	(14,783,626)	22.14%
<b>Total net position</b>	<b>\$ 58,761,395</b>	<b>\$ 58,773,535</b>	-0.02%

Additional information on the net pension liability:

In connection with the standards on accounting and financial reporting for pensions, management presents the following additional information:

Total unrestricted net position (deficit)	\$ (11,510,672)
Less unrestricted deficit in net position resulting from recognition of GASB 68 & 71	29,736,994
<b>Unrestricted net position, exclusive of the net pension liability effect</b>	<b>\$ 18,226,322</b>

Although recent changes in general accounting standards require inclusion of the State of Mississippi's pension liability attributable to current Forrest County employees, the Forrest County Supervisors disagree that this liability is a legal obligation of the County, but rather solely of the State of Mississippi pursuant to statute establishing the Public Employees Retirement System.

*(This Space Intentionally Left Blank)*

**Changes in Net Position** - Forrest County's total revenues for the fiscal year ended September 30, 2018, were \$43,661,892. The total cost of all services provided was \$43,674,032. The decrease in net position was \$12,140. Table 2 presents a summary of the changes in net position for the fiscal year ended September 30, 2018, as compared to the fiscal year ended **September 30, 2017**.

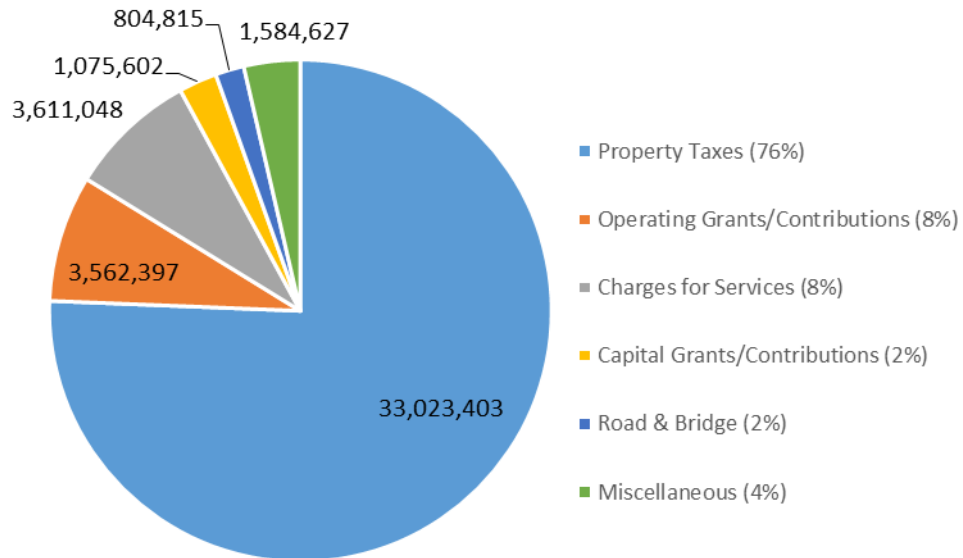
**Table 2**  
**Changes in Net Position**

	<b>Governmental Activities</b>		<b>Total</b>
	<b>2018</b>	<b>2017</b>	<b>Percentage</b>
			<b>Change</b>
<b>REVENUES:</b>			
Program revenues:			
Charges for services	\$ 3,611,048	\$ 3,427,252	5.36%
Operating grants and contributions	3,423,798	3,430,858	-0.21%
Capital grants and contributions	1,075,602	826,031	30.21%
General revenues:			
Property taxes	33,023,403	31,488,893	4.87%
Other taxes	804,815	814,475	-1.19%
Other general revenues	1,723,226	1,733,473	-0.59%
<b>Total revenues</b>	<b>43,661,892</b>	<b>41,720,982</b>	4.65%
<b>EXPENSES:</b>			
General government	15,302,830	12,907,794	18.55%
Public safety	10,989,034	12,019,092	-8.57%
Public works	10,453,486	5,768,615	81.21%
Health and welfare	929,040	1,021,633	-9.06%
Economic development and assistance	840,594	862,077	-2.49%
Pension expense	2,876,487	3,513,243	-18.12%
Culture and recreation	1,583,470	1,516,529	4.41%
Conservation natural resources	129,936	209,361	-37.94%
Interest and fiscal charges	569,155	553,116	2.90%
<b>Total expenses</b>	<b>43,674,032</b>	<b>38,371,460</b>	13.82%
<b>Changes in net position</b>	<b>\$ (12,140)</b>	<b>\$ 3,349,522</b>	-100.36%

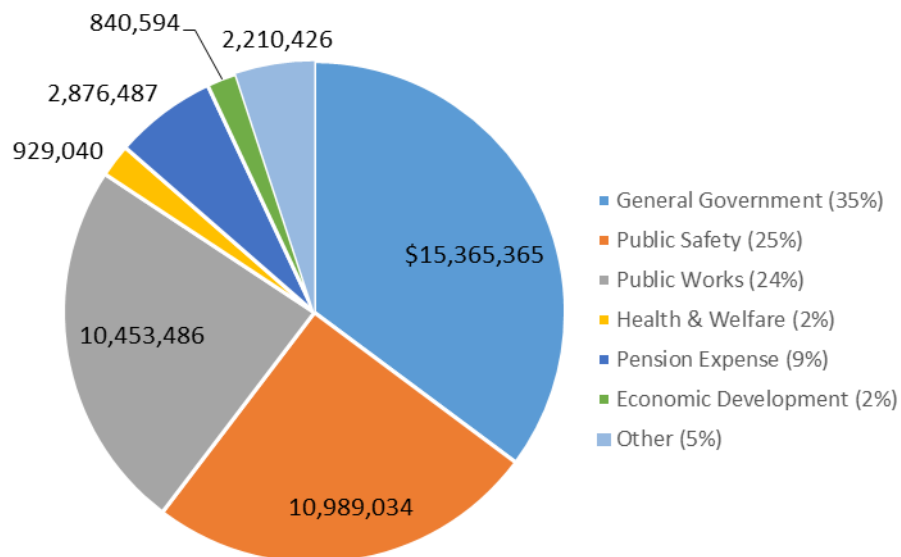
(This Space Intentionally Left Blank)



### WHERE THE COUNTY GETS ITS REVENUE



### HOW COUNTY REVENUES ARE USED



**Governmental Activities** - Table 3 presents the cost of seven major functional activities of the County: General Government, Public Safety, Public Works, Health and Welfare, Pension Expense, Economic Development and Assistance and Other costs.

The table also shows each function's net cost (total cost less charges for services generated by the activity and intergovernmental aid provided for that activity). The net cost shows the financial burden that was placed on Forrest County's taxpayers by each of these functions.

**Table 3**  
**Functional Costs**

	<b>Total Costs</b>	<b>Net Costs</b>
General Government	\$ 15,302,830	\$ 12,656,830
Public Safety	10,989,034	8,297,515
Public Works	10,453,486	8,465,583
Health and Welfare	929,040	813,675
Pension Expense	2,876,487	2,876,487
Economic Development and Assistance	840,594	840,594
Other	2,282,561	1,612,900

#### **FINANCIAL ANALYSIS OF THE COUNTY'S FUNDS**

**Governmental Funds** - At the close of the fiscal year, Forrest County's governmental funds reported a combined fund balance of \$31,924,118, an increase of \$2,519,683.

The General Fund is the principal operating fund of the County. The increase in the fund balance of the General Fund for the fiscal year was \$4,749,519.

*(This Space Intentionally Left Blank)*

## **BUDGETARY HIGHLIGHTS OF MAJOR FUNDS**

Over the course of the year, Forrest County revised its annual operating budget on several occasions. Significant budget amendments are explained as follows:

- Amendments were made to correct the estimated beginning fund balances made in the original budget to actual beginning fund balances on October 1.
- Budgeted revenue from state/federal sources was decreased due to fewer new grant authorizations as well as slower reimbursements from state/federal relating to storm room construction projects.
- Budgeted revenues for road and bridge contracts for resurfacing projects were revised as grants were received to offset the cost of these projects.

Even with these adjustments, actual disbursements were below final budget amounts by \$7,057,790 for the General Fund and \$2,310,107 for the Road and Bridge Maintenance Fund.

A schedule showing the original and final budget amounts compared to the County's financial activity for the General Fund and major special revenue fund is provided in this report as required supplementary information.

## **CAPITAL ASSETS AND DEBT ADMINISTRATION**

**Capital Assets** - As of September 30, 2018, Forrest County's total capital assets was \$155,071,768. This includes roads, bridges, other infrastructure, land, buildings, mobile equipment, furniture and equipment, and construction in progress. This amount represents an increase from the previous year of \$1,489,043. The majority of this increase is due to the acquisition of mobile equipment during the current year.

Total accumulated depreciation as of September 30, 2018, was \$75,336,017, including \$3,208,836 of depreciation expense for the year. The balance in total net capital assets was \$79,735,751 at year-end.

Additional information on Forrest County's capital assets can be found in Note 6 on pages 37 and 38 of this report.

*(This Space Intentionally Left Blank)*

Table 4 provides an overview of the County's capital assets, net of accumulated depreciation.

**Table 4**  
**Capital Assets (Net of Depreciation)**

	<u>2018</u>	<u>2017</u>	<u>Total Percentage Change</u>
Land and construction in progress	\$ 1,646,356	\$ 1,994,835	-17.47%
Buildings and improvements	46,864,838	47,925,088	-2.21%
Infrastructure	25,309,118	26,034,555	-2.79%
Machinery and equipment	5,915,439	5,226,130	13.19%
<b>Total</b>	<b>\$ 79,735,751</b>	<b>\$ 81,180,608</b>	-1.78%

**Debt Administration** - At September 30, 2018, Forrest County had \$25,259,121 in long-term obligations outstanding. This includes compensated absences, general obligation bonds, claims and judgments, and other loans. Of this debt, \$2,727,279 is due within one year.

Forrest County maintains an "Aa3" bond rating from Moody's. The State of Mississippi limits the amount of debt a county can issue to generally 15% of total assessed value. The County's outstanding debt was equal to 2.83% of the latest property assessments as of September 30, 2018.

Additional information on Forrest County, Mississippi's long-term debt can be found in Note 9 on pages 44 - 47 of this report.

Table 5 is a summary of the total outstanding long-term debt obligations of the County.

**Table 5**  
**Outstanding Bonds, Notes and Long-Term Debt Obligations at Year End**

	<u>2018</u>	<u>2017</u>	<u>Total Percentage Change</u>
General obligation bonds	\$ 23,819,739	\$ 24,336,010	-2.12%
Claims and judgements	675,750	-	-
Other loans	108,416	94,299	14.97%
Compensated absences	655,216	614,007	6.71%
<b>Total bonded debt, notes and long-term debt obligations</b>	<b>\$ 25,259,121</b>	<b>\$ 25,044,316</b>	0.86%

*(This Space Intentionally Left Blank)*

## **CURRENT AND FUTURE ITEMS OF IMPACT**

Forrest County has long been the “Hub” of South Mississippi from its beginning days as a rail and timber community to the vibrant economy of today built upon the pillars of healthcare, education, and military. Not only does Forrest County operate the largest hospital in the Pine Belt with Forrest General Hospital serving a 19-county regional area, the County is also home to Hattiesburg Clinic, the largest privately owned health clinic in the State of Mississippi. The Forrest County economy relies on a skilled workforce produced at multiple educational institutions, including several A-rated k12 school districts, Pearl River Community College, a private Christian University in William Carey University, and the University of Southern Mississippi, the third largest university in the State of Mississippi. Forrest County is also home to the Nation’s largest State-owned National Guard training facility in Camp Shelby. The 135,000-acre military base has been in operation since 1917 and will continue to serve as an economic engine in Forrest County and South Mississippi. Forrest County continues to further strengthen its economic vitality and further diversity its employment base, evident by Forrest County’s partnership with Lamar County to create the Eagle One Mega Site located in the central-western portion of the County, just outside the City of Hattiesburg. This 2,284 acre property is ideally situated to serve a large advance manufacturing employer with access to multiple modes of transportation and close proximity to a major metro-area. The investment in due diligence studies on this property strategically position the site to compete on a global stage to recruit companies from around the world and will further strengthen Forrest County’s economy. With a stable economy built on diverse and robust pillars, Forrest County will continue to lead South Mississippi into the future.

## **CONTACTING THE COUNTY’S FINANCIAL MANAGEMENT**

This financial report is designed to provide our citizens, taxpayers, customers, and investors and creditors with a general overview of the County’s finances and to demonstrate the County’s accountability for the funds it received. If you have questions about this report or need additional financial information, please contact the Forrest County Chancery Clerk at Post Office Box 951, Hattiesburg, Mississippi 39403-0951.

*(This Space Intentionally Left Blank)*

## ***FINANCIAL STATEMENTS***

EXHIBIT 1

**FORREST COUNTY, MISSISSIPPI**

**STATEMENT OF NET POSITION  
SEPTEMBER 30, 2018**

	<b>Governmental Activities</b>
<b>ASSETS</b>	
Cash and cash equivalents	\$ 34,696,906
Property tax receivable	32,822,782
Fines receivable (net of allowance for uncollectibles of \$8,968,359)	1,630,196
Intergovernmental receivables	1,826,725
Other receivables	30,915
Prepaid bond insurance	109,825
Restricted assets	1,148,128
Capital assets:	
Land and construction in progress	1,646,356
Other capital assets, net	78,089,395
Total assets	<u>152,001,228</u>
<b>DEFERRED OUTFLOWS OF RESOURCES</b>	
Deferred outflows related to pensions	7,339,772
Deferred amount on refunding	441,799
Total deferred outflows of resources	<u>7,781,571</u>
<b>LIABILITIES</b>	
Claims payable	3,951,570
Intergovernmental payables	793,585
Accrued interest payable	84,179
Other payables	1,033,401
Long-term liabilities:	
Due within one year:	
Capital debt	2,659,704
Claims and judgements payable	67,575
Due in more than one year:	
Capital debt	18,268,451
Non-capital debt	3,655,216
Claims and judgements payable	608,175
Net pension liability	36,376,308
Total liabilities	<u>67,498,164</u>
<b>DEFERRED INFLOWS OF RESOURCES</b>	
Deferred inflows related to pension	700,458
Deferred revenues - property taxes	32,822,782
Total deferred inflows of resources	<u>33,523,240</u>

The notes to the financial statements are an integral part of this statement.

EXHIBIT 1  
PAGE TWO

**FORREST COUNTY, MISSISSIPPI**

**STATEMENT OF NET POSITION  
SEPTEMBER 30, 2018**

	<b>Governmental Activities</b>
<b><i>NET POSITION</i></b>	
Net investment in capital assets	\$ 59,249,395
Restricted for:	
Expendable:	
General government	61,532
Public safety	2,093,832
Public works	5,413,228
Culture and recreation	45,932
Conservation of natural resources	166,882
Unemployment compensation	116,390
Debt service	2,873,491
Capital projects	141,560
Nonexpendable	109,825
Unrestricted	<u>(11,510,672)</u>
<b><i>Total net position</i></b>	<b><u>\$ 58,761,395</u></b>



EXHIBIT 2

**FORREST COUNTY, MISSISSIPPI**

**STATEMENT OF ACTIVITIES  
FOR THE YEAR ENDED SEPTEMBER 30, 2018**

Functions / Programs	Expenses	Program Revenues			Net (Expense) Revenue and Changes in Net Position
		Charges for Services	Operating Grants and Contributions	Capital Grants and Contributions	Governmental Activities
<b>Primary Government:</b>					
Governmental activities:					
General government	\$ 15,302,830	\$ 1,624,909	\$ 983,211	\$ 37,880	\$ (12,656,830)
Public safety	10,989,034	1,731,835	959,684	-	(8,297,515)
Public works	10,453,486	-	1,365,538	622,365	(8,465,583)
Health and welfare	929,040	-	115,365	-	(813,675)
Culture and recreation	1,583,470	254,304	-	415,357	(913,809)
Conservation of natural resources	129,936	-	-	-	(129,936)
Economic development and assistance	840,594	-	-	-	(840,594)
Pension expense	2,876,487	-	-	-	(2,876,487)
Interest on long-term debt	569,155	-	-	-	(569,155)
Total governmental activities	43,674,032	3,611,048	3,423,798	1,075,602	(35,563,584)
<b>Total primary government</b>	<b>\$ 43,674,032</b>	<b>\$ 3,611,048</b>	<b>\$ 3,423,798</b>	<b>\$ 1,075,602</b>	<b>(35,563,584)</b>
General revenues:					
Property taxes					33,023,403
Road and bridge privilege taxes					804,815
Grants and contributions not restricted to specific programs					138,599
In lieu taxes - Petal Gas Storage					261,453
Unrestricted interest income					329,234
Miscellaneous					912,792
Gain on sale of capital assets					81,148
Total general revenues and gains					35,551,444
<b>CHANGES IN NET POSITION</b>					(12,140)
<b>NET POSITION - BEGINNING</b>					58,773,535
<b>NET POSITION - ENDING</b>					\$ 58,761,395

EXHIBIT 3

FORREST COUNTY, MISSISSIPPI

BALANCE SHEET  
GOVERNMENTAL FUNDS  
SEPTEMBER 30, 2018

	Major Funds		Other	Total
	General Fund	Road and Bridge Maintenance Fund	Governmental Funds	Governmental Funds
<b>ASSETS</b>				
Cash and cash equivalents	\$ 22,579,314	\$ 5,381,165	\$ 6,736,427	\$ 34,696,906
Cash with fiscal agents	43,181	-	1,104,947	1,148,128
Property tax receivable	26,271,894	1,653,780	4,897,108	32,822,782
Fines receivable (net of allowance for uncollectibles of \$8,968,359)	1,630,196	-	-	1,630,196
Intergovernmental receivables	1,826,725	-	-	1,826,725
Other receivables	30,915	-	-	30,915
Due from other funds	-	78,936	61,275	140,211
<b>Total assets</b>	<b>\$ 52,382,225</b>	<b>\$ 7,113,881</b>	<b>\$ 12,799,757</b>	<b>\$ 72,295,863</b>
<b>LIABILITIES, DEFERRED INFLOWS AND FUND BALANCES</b>				
<b>Liabilities:</b>				
Claims payable	\$ 1,585,846	\$ 2,190,401	\$ 175,323	\$ 3,951,570
Intergovernmental payables	760,026	-	-	760,026
Due to other funds	173,770	-	-	173,770
Other payables	1,033,401	-	-	1,033,401
Total liabilities	3,553,043	2,190,401	175,323	5,918,767
<b>Deferred Inflows of Resources:</b>				
Unavailable revenue - property taxes	26,271,894	1,653,780	4,897,108	32,822,782
Unavailable revenue - fines	1,630,196	-	-	1,630,196
Total deferred inflows of resources	27,902,090	1,653,780	4,897,108	34,452,978
<b>Fund Balances:</b>				
Restricted for:				
General government	-	-	61,532	61,532
Public safety	-	-	1,922,015	1,922,015
Public works	-	3,269,700	2,285,088	5,554,788
Conservation of natural resources	-	-	166,882	166,882
Debt service	-	-	2,957,670	2,957,670
Unemployment compensation	-	-	116,390	116,390
Committed to:				
Public safety	-	-	171,817	171,817
Culture and recreation	-	-	45,932	45,932
Unassigned	20,927,092	-	-	20,927,092
Total fund balances	20,927,092	3,269,700	7,727,326	31,924,118
<b>Total liabilities, deferred inflows and fund balances</b>	<b>\$ 52,382,225</b>	<b>\$ 7,113,881</b>	<b>\$ 12,799,757</b>	<b>\$ 72,295,863</b>

The notes to the financial statements are an integral part of this statement.

EXHIBIT 3-1

**FORREST COUNTY, MISSISSIPPI**

**RECONCILIATION OF THE BALANCE SHEET OF GOVERNMENTAL FUNDS  
TO THE STATEMENT OF NET POSITION  
SEPTEMBER 30, 2018**

	<u>Amount</u>
Total Fund Balances - Governmental Funds	\$ 31,924,118
Amounts reported for governmental activities in the Statement of Net Position are different because:	
Capital assets are used in governmental activities and are not financial resources and, therefore, are not reported in the funds, net of accumulated depreciation of \$75,336,017.	79,735,751
Other long-term assets are not available to pay for current period expenditures and, therefore, are deferred in the funds.	1,630,196
Long-term liabilities and related accrued interest payable are not due and payable in the current period and, therefore, are not reported in the funds.	(25,343,300)
Net pension obligations are not due and payable in the current period and, therefore, are not reported in the funds.	(36,376,308)
Deferred amount on refunding.	441,799
Deferred outflows and inflows of resources related to pensions are applicable to future periods and, therefore, are not reported in the funds:	
Deferred outflows of resources related to pensions	7,339,772
Deferred inflows of resources related to pensions	(700,458)
Prepaid bond insurance	<u>109,825</u>
<b>Total net position - governmental activities</b>	<b><u>\$ 58,761,395</u></b>

EXHIBIT 4

FORREST COUNTY, MISSISSIPPI

STATEMENT OF REVENUES, EXPENDITURES AND CHANGES IN FUND BALANCES  
GOVERNMENTAL FUNDS  
FOR THE YEAR ENDED SEPTEMBER 30, 2018

	Major Funds		Other Governmental Funds	Total Governmental Funds
	General Fund	Road and Bridge Maintenance Fund		
<b>REVENUES</b>				
Property taxes	\$ 26,348,895	\$ 1,652,988	\$ 5,021,520	\$ 33,023,403
Road and bridge privilege taxes	11,812	793,003	-	804,815
Licenses, commissions and other revenue	1,603,398	-	21,511	1,624,909
Fines and forfeitures	643,701	-	160,991	804,692
In lieu taxes - Petal Gas Storage	206,078	19,276	36,099	261,453
Intergovernmental revenues	2,783,986	1,078,383	775,630	4,637,999
Charges for services	1,268,922	-	-	1,268,922
Interest income	222,435	44,740	62,059	329,234
Miscellaneous revenues	454,992	16,089	335,172	806,253
Total revenues	33,544,219	3,604,479	6,412,982	43,561,680
<b>EXPENDITURES</b>				
Current:				
General government	14,241,047	-	737,594	14,978,641
Public safety	11,031,385	-	87,473	11,118,858
Public works	255,971	6,074,200	4,291,240	10,621,411
Health and welfare	968,599	-	-	968,599
Culture and recreation	752,308	-	942,134	1,694,442
Conservation of natural resources	86,409	-	22,653	109,062
Economic development and assistance	840,594	-	-	840,594
Debt Service:				
Principal	-	-	2,933,233	2,933,233
Interest	-	-	584,506	584,506
Other debt service costs	-	-	9,600	9,600
Total expenditures	28,176,313	6,074,200	9,608,433	43,858,946
<b>Excess of revenues (under) expenditures</b>	5,367,906	(2,469,721)	(3,195,451)	(297,266)
<b>OTHER FINANCING SOURCES (USES)</b>				
Long-term capital debt issued	-	-	2,549,000	2,549,000
Proceeds from sale of capital assets	3,106	80,000	78,303	161,409
Compensation for loss of capital assets	15,559	-	90,981	106,540
Transfers in	21,448	-	658,500	679,948
Transfers out	(658,500)	(3,000)	(18,448)	(679,948)
Total other financing sources (uses)	(618,387)	77,000	3,358,336	2,816,949
<b>Net changes in fund balances</b>	4,749,519	(2,392,721)	162,885	2,519,683
<b>FUND BALANCES - BEGINNING</b>	16,177,573	5,662,421	7,564,441	29,404,435
<b>FUND BALANCES - ENDING</b>	\$ 20,927,092	\$ 3,269,700	\$ 7,727,326	\$ 31,924,118

The notes to the financial statements are an integral part of this statement.

EXHIBIT 4-1

**FORREST COUNTY, MISSISSIPPI**

**RECONCILIATION OF THE STATEMENT OF REVENUES, EXPENDITURES AND CHANGES  
IN FUND BALANCES OF GOVERNMENTAL FUNDS TO THE STATEMENT OF ACTIVITIES  
FOR THE YEAR ENDED SEPTEMBER 30, 2018**

	<u>Amount</u>
Net Changes in Fund Balances - Governmental Funds	\$ 2,519,683
Amounts reported for governmental activities in the Statement of Activities are different because:	
Governmental Funds report capital outlays as expenditures. However, in the Statement of Activities, the cost of those assets is allocated over their estimated useful lives and reported as depreciation expense. Thus, the change in net position differs from the change in fund balances by the amount that capital outlays of \$1,844,240 did not exceed depreciation of \$3,208,836 in the current period.	(1,364,596)
In the Statement of Activities, only gains and losses from the sale of capital assets are reported, whereas in the Governmental Funds, proceeds from the sale of capital assets increase financial resources. Thus, the change in net position differs from the change in fund balances by the amount of the net gain of \$81,148 and the proceeds from the sale of \$161,409 in the current period.	(80,261)
Fine revenue recognized on the modified accrual basis in the funds during the current year is reduced because prior year recognition would have been required on the Statement of Activities using the full-accrual basis of accounting.	(87,475)
Debt proceeds provide current financial resources to Governmental Funds, but issuing debt increases long-term liabilities in the Statement of Net Position. Repayment of debt principal is an expenditure in the Governmental Funds, but the repayment reduces long-term liabilities in the Statement of Net Position. Thus, the change in net position differs from the change in fund balances by the amount that debt repayments of \$2,933,233 exceed debt proceeds of \$2,549,000.	384,233

EXHIBIT 4-1  
PAGE TWO

**FORREST COUNTY, MISSISSIPPI**

**RECONCILIATION OF THE STATEMENT OF REVENUES, EXPENDITURES AND CHANGES  
IN FUND BALANCES OF GOVERNMENTAL FUNDS TO THE STATEMENT OF ACTIVITIES  
FOR THE YEAR ENDED SEPTEMBER 30, 2018**

**Amount**

Under the modified accrual basis of accounting used in the Governmental Funds, expenditures are not recognized for transactions that are not normally paid with expendable available financial resources. However, in the Statement of Activities, which is presented on the accrual basis, expenses and liabilities are reported regardless of when financial resources are available. In addition, interest on long-term debt is recognized under the modified accrual basis of accounting when due, rather than as it accrues. Thus, the change in net position differs from the change in fund balances by a combination of the following items:

Change in claims and judgements	\$ (675,750)
Change in compensated absences	(41,209)
Change in accrued interest payable	(20,451)
Deferred charges on refunding bond	(82,119)
Amortization of prepaid insurance	(9,984)
Premium on refunding bond	117,921
	<u>(711,592)</u>

Some items reported in the Statement of Activities relating to the implementation of GASB 68 are not reported in the governmental funds. These activities include:

Recognition of pension expense for the current period	(2,876,487)
Recognition of contributions made during the year	<u>2,204,355</u>
<b><i>Change in net position of governmental activities</i></b>	<b><u>\$ (12,140)</u></b>

EXHIBIT 5

**FORREST COUNTY, MISSISSIPPI**

**STATEMENT OF FIDUCIARY ASSETS AND LIABILITIES  
SEPTEMBER 30, 2018**

	<u>Agency Funds</u>
<b>ASSETS</b>	
Cash and cash equivalents	\$ 1,119,218
Due from other funds	33,559
	<hr/>
<b>Total assets</b>	<b>\$ 1,152,777</b>
	<hr/>
<b>LIABILITIES</b>	
Amounts held in custody for others	\$ 364,711
Other liabilities	772,796
Intergovernmental payables	15,270
	<hr/>
<b>Total liabilities</b>	<b>\$ 1,152,777</b>
	<hr/>

The notes to the financial statements are an integral part of this statement.

***NOTES TO FINANCIAL STATEMENTS***



## FORREST COUNTY, MISSISSIPPI

### NOTES TO FINANCIAL STATEMENTS FOR THE YEAR ENDED SEPTEMBER 30, 2018

#### **NOTE 1 - SUMMARY OF SIGNIFICANT ACCOUNTING POLICIES**

**A. Financial Reporting Entity** - Forrest County, Mississippi (the County) is a political subdivision of the State of Mississippi. The County is governed by an elected five-member Board of Supervisors. Accounting principles generally accepted in the United States of America require Forrest County to present these financial statements on the primary government and its component units which have significant operational or financial relationships with the County.

Management has chosen to omit from these financial statements the following component units which have significant operational or financial relationships with the County. Accordingly, the financial statements do not include the data of all of the County's component units necessary for reporting in accordance with accounting principles generally accepted in the United States of America.

- Forrest General Hospital
- Rawls Springs Volunteer Fire Department
- North Forrest Fire Protection District
- Forrest County Agricultural High School

State law pertaining to county government provides for the independent election of county officials. The following elected and appointed officials are all part of the County legal entity and therefore are reported as part of the primary government financial statements.

- Board of Supervisors
- Chancery Clerk
- Circuit Clerk
- Justice Court Clerk
- Purchase Clerk
- Tax Assessor
- Tax Collector
- Sheriff

#### **B. Individual Component Unit Disclosure**

Blended Component Units - Certain component units, although legally separate from the primary government, are nevertheless so intertwined with the primary government that they are, in substance, the same as the primary government. Therefore, these component units are reported as if they are part of the primary government. The following component unit's balances and transactions are blended with the balances and transactions of the primary government.

## FORREST COUNTY, MISSISSIPPI

### NOTES TO FINANCIAL STATEMENTS

#### PAGE TWO

FOR THE YEAR ENDED SEPTEMBER 30, 2018

#### **NOTE 1 - SUMMARY OF SIGNIFICANT ACCOUNTING POLICIES (Cont.)**

Forrest County Public Improvement Corporation was incorporated as a nonprofit under Section 31-8-3, Miss. Code Ann. (1972), which allows counties to enter into lease agreements with any corporation. The corporation's three-member board of directors is appointed by the Board of Supervisors. Although legally separate from the primary government, the Corporation's balances and transactions are blended with the balances and transactions of the primary government. The Corporation produces a financial benefit through its ability to finance the construction, acquisition and renovation of capital facilities for the primary government and imposes a financial burden on the primary government by obligating funds to repay the debt pursuant to a lease agreement.

#### **C. Basis of Presentation**

The County's basic financial statements consist of government-wide statements, including a Statement of Net Position and a Statement of Activities, fund financial statements, and accompanying note disclosures which provide a detailed level of financial information.

##### Government-wide Financial Statements:

The Statement of Net Position and Statement of Activities display information concerning the County as a whole. The statements include all nonfiduciary activities of the primary government. For the most part, the effect of interfund activity has been removed from these statements. Governmental activities are generally financed through taxes, intergovernmental revenues and other nonexchange revenues.

The Statement of Net Position presents the financial condition of the governmental activities of the County at year-end. The Government-wide Statement of Activities presents a comparison between direct expenses and program revenues for each function or program of the County's governmental activities. Direct expenses are those that are specifically associated with a service, program or department and therefore, are clearly identifiable to a particular function. Program revenues include charges paid by the recipient of the goods or services offered by the program and grants and contributions that are restricted to meeting the operational or capital requirements of a particular program. Taxes and other revenues not classified as program revenues, are presented as general revenues of the County, with certain limited exceptions. The comparison of direct expenses with program revenues identifies the extent to which each governmental function is self-financing or draws from the general revenues of the County.

*(This Space Intentionally Left Blank)*

## FORREST COUNTY, MISSISSIPPI

### NOTES TO FINANCIAL STATEMENTS

#### PAGE THREE

FOR THE YEAR ENDED SEPTEMBER 30, 2018

#### **NOTE 1 - SUMMARY OF SIGNIFICANT ACCOUNTING POLICIES (Cont.)**

##### Fund Financial Statements:

Fund financial statements of the County are organized into funds, each of which is considered to be separate accounting entities. Each fund is accounted for by providing a separate set of self-balancing accounts that constitute its assets, liabilities, deferred inflows, fund balances, revenues and expenditures. Funds are organized into governmental and fiduciary. Major individual Governmental Funds are reported as separate columns in the fund financial statements. Nonmajor funds are aggregated and presented in a single column as Other Governmental Funds.

**D. Measurement Focus and Basis of Accounting** - The Government-wide and Fiduciary Funds (excluding agency funds) financial statements are presented using the economic resources measurement focus and the accrual basis of accounting. Revenues are recognized when earned and expenses are recorded when the liability is incurred or economic asset used, regardless of when the related cash flows take place. Property taxes are recognized as revenue in the year for which they are levied. Shared revenues are recognized when the provider government recognizes the liability to the County. Grants are recognized as revenues as soon as all eligibility requirements have been satisfied. Agency funds have no measurement focus, but use the accrual basis of accounting.

Governmental fund financial statements are presented using a current financial resources measurement focus and the modified accrual basis of accounting. Revenues are recognized in the accounting period when they are both measurable and available to finance operations during the year or to liquidate liabilities existing at the end of the year. Available means collected in the current period or within 60 days after year end to liquidate liabilities existing at the end of the year. Measurable means knowing or being able to reasonably estimate the amount. Expenditures are recognized in the accounting period when the related fund liabilities are incurred. Debt service expenditures and expenditures related to compensated absences and claims and judgments, are recognized only when payment is due. Property taxes, state appropriations and federal awards are all considered to be susceptible to accrual and have been recognized as revenues of the current fiscal period.

The County reports the following major Governmental Funds:

General Fund - This fund is used to account for and report all financial resources not accounted for and reported in another fund.

Road and Bridge Maintenance Fund - This fund is used to account for monies from specific revenue sources that are restricted for road maintenance.

## FORREST COUNTY, MISSISSIPPI

### NOTES TO FINANCIAL STATEMENTS

#### PAGE FOUR

FOR THE YEAR ENDED SEPTEMBER 30, 2018

#### **NOTE 1 - SUMMARY OF SIGNIFICANT ACCOUNTING POLICIES (Cont.)**

Additionally, the County reports the following fund types:

##### GOVERNMENTAL FUND TYPES

Special Revenue Funds - These funds are used to account for and report the proceeds of specific revenue sources that are restricted or committed to expenditure for specified purposes other than debt service or capital projects.

Debt Service Funds - These funds are used to account for and report financial resources that are restricted, committed, or assigned to expenditure for principal and interest.

Capital Projects Funds - These funds are used to account for and report financial resources that are restricted, committed, or assigned to expenditure for capital outlays, including the acquisition or construction of capital facilities and other capital assets.

##### FIDUCIARY FUND TYPE

Agency Funds - These funds account for various taxes, deposits and other monies collected or held by the County, acting in the capacity of an agent, for distribution to other governmental units or designated beneficiaries.

**E. Account Classifications** - The account classifications used in the financial statements conform to the broad classifications recommended in *Governmental Accounting, Auditing and Financial Reporting* as issued in 2012 by the Government Finance Officers Association.

**F. Deposits and Investments** - State law authorizes the County to invest in interest bearing time certificates of deposit for periods of fourteen days to one year with depositories and in obligations of the U.S. Treasury, State of Mississippi, or any county, municipality or school district of this state. Further, the County may invest in certain repurchase agreements.

Cash includes cash on hand, demand deposits, all certificates of deposit and cash equivalents, which are short-term highly liquid investments that are readily convertible to cash (generally three months or less). Investments in governmental securities are stated at fair value. However, the County did not invest in any governmental securities during the fiscal year.

*(This Space Intentionally Left Blank)*

**FORREST COUNTY, MISSISSIPPI**

**NOTES TO FINANCIAL STATEMENTS**

**PAGE FIVE**

**FOR THE YEAR ENDED SEPTEMBER 30, 2018**

**NOTE 1 - SUMMARY OF SIGNIFICANT ACCOUNTING POLICIES (Cont.)**

**G.     *Receivables*** - Receivables are reported net of allowances for uncollectible accounts, where applicable.

**H.     *Interfund Transactions and Balances*** - Transactions between funds that are representative of short-term lending/borrowing arrangements and transactions that have not resulted in the actual transfer of cash at the end of the fiscal year are referred to as "due to/from other funds." Interfund receivables and payables between funds within governmental activities are eliminated in the Statement of Net Position.

**I.     *Prepaid Items*** - Certain payments to vendors reflect costs applicable to future accounting periods and are recorded as prepaid items in both government-wide and fund financial statements. Prepaid items, such as prepaid insurance, are not reported for Governmental Fund Types since the costs of such items are accounted for as expenditures in the period of acquisition.

**J.     *Restricted Assets*** - Assets required to be held and/or used as specified in bond indentures, bond resolutions and board resolutions have been reported as restricted assets.

**K.     *Capital Assets*** - Capital acquisition and construction are reflected as expenditures in Governmental Fund statements and the related assets are reported as capital assets in the governmental activities column in the government-wide financial statements. All purchased capital assets are stated at historical cost where records are available and at an estimated historical cost where no records exist. Capital assets include significant amounts of infrastructure which have been valued at estimated historical cost. The estimated historical cost was based on replacement cost multiplied by the consumer price index implicit price deflator for the year of acquisition. The extent to which capital assets costs have been estimated and the methods of estimation are not readily available. Donated capital assets are recorded at estimated fair market value at the time of donation. The costs of normal maintenance and repairs that do not add to the value of assets or materially extend their respective lives are not capitalized; however, improvements are capitalized. Interest expenditures are not capitalized on capital assets.

Capitalization thresholds (dollar value above which asset acquisitions are added to the capital asset accounts) and estimated useful lives are used to report capital assets in the government-wide statements. Depreciation is calculated on the straight-line basis for all assets, except land. A full year's depreciation expense is taken for all purchases and sales of capital assets during the year. The following schedule details those thresholds and estimated useful lives:

(See Table on Next Page)

**FORREST COUNTY, MISSISSIPPI**

**NOTES TO FINANCIAL STATEMENTS**

**PAGE SIX**

**FOR THE YEAR ENDED SEPTEMBER 30, 2018**

**NOTE 1 - SUMMARY OF SIGNIFICANT ACCOUNTING POLICIES (Cont.)**

	<b>Capitalization Thresholds</b>	<b>Estimated Useful Life</b>
Land	\$ -	N/A
Infrastructure	-	20-50 years
Buildings	50,000	40 years
Improvements other than buildings	25,000	20 years
Mobile equipment	5,000	5-10 years
Furniture and equipment	5,000	3-7 years

**L. *Deferred Outflows/Inflows of Resources*** - In addition to assets, the statement of financial position will sometimes report a separate section for deferred outflows of resources. This separate financial statement element, deferred outflows of resources, represents a consumption of net position that applies to a future period(s) and so will not be recognized as an outflow of resources (expenditure) until then.

Deferred amount on refunding - For current refunding's and advance refunding's resulting in defeasance of debt reported by governmental activities, the difference between the reacquisition price and the net carrying amount of the old debt is reported as a deferred outflow of resources or a deferred inflow of resources and recognized as a component of interest expense in a systematic and rational manner over the remaining life of the old debt or the life of the new debt, whichever is shorter.

Deferred outflows related to pensions - This amount represents the County's proportionate share of the deferred outflows of resources reported by the pension plan in which the County participates. See Note 8 for additional details.

In addition to liabilities, the statement of financial position will sometimes report a separate section for deferred inflows of resources. This separate financial statement element, deferred inflows of resources, represents an acquisition of net position that applies to a future period(s) and so will not be recognized as an inflow of resources (revenue) until that time.

Property tax for future reporting period/unavailable revenue - property taxes - Deferred inflows of resources should be reported when resources associated with imposed nonexchange revenue transactions are received or reported as a receivable before the period for which property taxes are levied.

Unavailable revenue - fines - When an asset is recorded in the governmental fund financial statements but the revenue is not available, the government should report a deferred inflow of resources until such time as the revenue becomes available.

## FORREST COUNTY, MISSISSIPPI

### NOTES TO FINANCIAL STATEMENTS

#### PAGE SEVEN

FOR THE YEAR ENDED SEPTEMBER 30, 2018

#### **NOTE 1 - SUMMARY OF SIGNIFICANT ACCOUNTING POLICIES (Cont.)**

Deferred inflows related to pensions - This amount represents the County's proportionate share of the deferred inflows of resources reported by the pension plan in which the County participates. See Note 8 for additional details.

**M. Pensions** - For purposes of measuring the net pension liability, deferred outflows of resources and deferred inflows of resources related to pensions, and pension expense, information about the fiduciary net position of the Public Employees' Retirement System of Mississippi (PERS) and additions to/deductions from PERS' fiduciary net position have been determined on the same basis as they are reported by PERS. For this purpose, benefit payments (including refunds of employee contributions) are recognized when due and payable in accordance with the benefit terms. Investments are reported at fair value.

**N. Long-Term Liabilities** - Long-term liabilities are the unmatured principal of bonds, loans, notes or other forms of noncurrent or long-term general obligation indebtedness. Long-term liabilities are not limited to liabilities from debt issuances, but may also include liabilities on lease-purchase agreements and other commitments.

In the government-wide financial statements, long-term debt and other long-term obligations are reported as liabilities in the governmental activities Statement of Net Position.

#### **O. Equity Classifications**

##### Government-wide Financial Statements:

Equity is classified as Net Position and displayed in three components:

*Net investment in capital assets* - Consists of capital assets, net of accumulated depreciation and reduced by the outstanding balances of any bonds, notes or other borrowings attributable to the acquisition, construction or improvement of those assets.

*Restricted net position* - Consists of net position with constraints placed on the use either by external groups such as creditors, grantors, contributors, or laws and regulations of other governments; or law through constitutional provisions or enabling legislation.

*Unrestricted net position* - All other net position not meeting the definition of "restricted" or "net investment in capital assets."

**FORREST COUNTY, MISSISSIPPI**

**NOTES TO FINANCIAL STATEMENTS**

**PAGE EIGHT**

**FOR THE YEAR ENDED SEPTEMBER 30, 2018**

***NOTE 1 - SUMMARY OF SIGNIFICANT ACCOUNTING POLICIES (Cont.)***

Net Position Flow Assumption:

When an expense is incurred for purposes for which both restricted and unrestricted (committed or unassigned) resources are available, it is the County's general policy to use restricted resources first. When expenses are incurred for purposes for which unrestricted (committed and unassigned) resources are available, and amounts in any of these unrestricted classifications could be used, it is the County's general policy to spend committed resources first, followed by unassigned amounts.

Fund Financial Statements:

Fund balances for governmental funds are reported in classifications that comprise a hierarchy based primarily on the extent to which the government is bound to honor constraints on the specific purposes for which amounts in those funds can be spent.

Government fund balance is classified as restricted, committed, or unassigned. The following are descriptions of fund classifications used by the County:

*Restricted fund balance* includes amounts that have constraints placed upon the use of the resources either by an external party or imposed by law through a constitutional provision or enabling legislation.

*Committed fund balance* includes amounts that can be used only for specific purposes pursuant to constraints imposed by a formal action of the Board of Supervisors, the County's highest level of decision-making authority. This formal action is an order of the Board of Supervisors as approved in the board minutes.

*Unassigned fund balance* is the residual classification for the General Fund. This classification represents fund balance that has not been assigned to other funds and that has not been restricted, committed or assigned to specific purposes within the General Fund. The General Fund should be the only fund that reports a positive unassigned fund balance amount. In other governmental funds, if expenditures incurred for specific purposes exceeded the amounts restricted, committed or assigned to those purposes, it may be necessary to report a negative unassigned fund balance.

*(This Space Intentionally Left Blank)*



## FORREST COUNTY, MISSISSIPPI

### NOTES TO FINANCIAL STATEMENTS

#### PAGE NINE

FOR THE YEAR ENDED SEPTEMBER 30, 2018

#### **NOTE 1 - SUMMARY OF SIGNIFICANT ACCOUNTING POLICIES (Cont.)**

##### Fund Balance Flow Assumption:

When an expenditure is incurred for purposes for which both restricted and unrestricted (committed or unassigned) resources are available, it is the County's general policy to use restricted resources first. When expenditures are incurred for purposes for which unrestricted (committed and unassigned) resources are available, and amounts in any of these unrestricted classifications could be used, it is the County's general policy to spend committed resources first and then unassigned amounts.

**P. Property Tax Revenues** - Numerous statutes exist under which the Board of Supervisors may levy property taxes. The selection of authorities is made based on the objectives and responsibilities of the County. Restrictions associated with property tax levies vary with the statutory authority. The amount of increase in certain property taxes is limited by state law. Generally, this restriction provides that these tax levies shall produce no more than 110% of the amount which resulted from the assessments of the previous year.

The Board of Supervisors, each year at a meeting in September, levies property taxes for the ensuing fiscal year which begins on October 1. Real property taxes become a lien on January 1 of the current year, and personal property taxes become a lien on March 1 of the current year. Taxes on both real and personal property, however, are due on or before February 1 of the next succeeding year. Taxes on motor vehicles and mobile homes become a lien and are due in the month that coincides with the month of original purchase.

Accounting principles generally accepted in the United States of America require property taxes to be recognized at the levy date if measurable and available. All property taxes are recognized as revenue in the year for which they are levied. Motor vehicle and mobile home taxes do not meet the measurability and collectibility criteria for property tax recognition because the lien and due date cannot be established until the date of original purchase occurs.

**Q. Intergovernmental Revenues in Governmental Funds** - Intergovernmental revenues, consisting of grants, entitlements and shared revenues, are usually recorded in Governmental Funds when measurable and available. However, the "available" criterion applies for certain federal grants and shared revenues when the expenditure is made because expenditure is the prime factor for determining eligibility. Similarly, if cost sharing or matching requirements exist, revenue recognition depends on compliance with these requirements.

**FORREST COUNTY, MISSISSIPPI**

**NOTES TO FINANCIAL STATEMENTS**

**PAGE TEN**

**FOR THE YEAR ENDED SEPTEMBER 30, 2018**

**NOTE 1 - SUMMARY OF SIGNIFICANT ACCOUNTING POLICIES (Cont.)**

**R.      *Compensated Absences*** - The County has adopted a policy of compensation for accumulated unpaid employee personal leave. No payment is authorized for accrued major medical leave. Accounting principles generally accepted in the United States of America require accrual of accumulated unpaid employee benefits as long-term liabilities in the government-wide financial statements. In fund financial statements, Governmental Funds report the compensated absence liability payable only if the payable has matured, for example an employee resigns or retires.

**NOTE 2 - DEPOSITS**

***Deposits*** - The carrying amount of the County's total deposits with financial institutions at September 30, 2018, was \$36,964,252 and the bank balance was \$36,266,568. The collateral for public entities' deposits in financial institutions is held in the name of the State Treasurer under a program established by the Mississippi State Legislature and is governed by Section 27-105-5, Miss. Code Ann. (1972). Under this program, the entity's funds are protected through a collateral pool administered by the State Treasurer. Financial institutions holding deposits of public funds must pledge securities as collateral against those deposits. In the event of failure of a financial institution, securities pledged by that institution would be liquidated by the State Treasurer to replace the public deposits not covered by the Federal Deposit Insurance Corporation (FDIC).

***Custodial Credit Risk - Deposits*** - Custodial credit risk is the risk that in the event of the failure of a financial institution, the County will not be able to recover deposits or collateral securities that are in the possession of an outside party. The County does not have a formal policy for custodial credit risk. In the event of failure of a financial institution, securities pledged by that institution would be liquidated by the State Treasurer to replace the public deposits not covered by the Federal Deposit Insurance Corporation (FDIC). Deposits above FDIC coverage are collateralized by the pledging financial institution's trust department or agent in the name of the Mississippi State Treasurer on behalf of the County.

*(This Space Intentionally Left Blank)*

**FORREST COUNTY, MISSISSIPPI**

**NOTES TO FINANCIAL STATEMENTS**

**PAGE ELEVEN**

**FOR THE YEAR ENDED SEPTEMBER 30, 2018**

**NOTE 2 - DEPOSITS (Cont.)**

**Cash with Fiscal Agents** - The carrying amount of the County's cash with fiscal agents held by financial institutions was \$1,148,128 at September 30, 2018. Included in this amount is \$1,104,947 in the County's 2012 Qualified School Construction Bond Sinking Fund.

**NOTE 3 - INTERFUND TRANSACTIONS AND BALANCES**

The following is a summary of interfund balances at September 30, 2018:

A. Due From/To Other Funds:

<u>Receivable Fund</u>	<u>Payable Fund</u>	<u>Amount</u>
Road and Bridge Maintenance Fund	General Fund	\$ 78,936
Other Governmental Funds	General Fund	61,275
Agency Funds	General Fund	33,559
<b>Total</b>		<u><u>\$ 173,770</u></u>

The receivables represent the tax revenue collected in September 2018, but not settled until October 2018. All interfund balances are expected to be repaid within one year from the date of the financial statements.

B. Transfers In/Out:

<u>Transfers In</u>	<u>Transfers Out</u>	<u>Amount</u>
General Fund	Road and Bridge Maintenance Fund	\$ 3,000
General Fund	Other Governmental Funds	18,448
Other Governmental Funds	General Fund	658,500
<b>Total</b>		<u><u>\$ 679,948</u></u>

The principal purpose of interfund transfers was to provide funds to pay for capital outlay and debt service. All interfund transfers were routine and consistent with the activities of the fund making the transfer.

**FORREST COUNTY, MISSISSIPPI**

**NOTES TO FINANCIAL STATEMENTS  
PAGE TWELVE  
FOR THE YEAR ENDED SEPTEMBER 30, 2018**

**NOTE 4 - INTERGOVERNMENTAL RECEIVABLES**

Intergovernmental receivables at September 30, 2018, consisted of the following:

<u>Description</u>	<u>Amount</u>
<b>Governmental Activities:</b>	
Legislative tag credit	\$ 318,815
Hazard Mitigation Grant Program	1,491,874
Substance Abuse and Mental Health Services Grant	9,896
Department of Corrections	6,140
<b><i>Total governmental activities</i></b>	<b><u>\$ 1,826,725</u></b>

**NOTE 5 - RESTRICTED ASSETS**

Restricted assets at September 30, 2018, consisted of amounts held by fiscal agent for the following projects:

<u>Description</u>	<u>Amount</u>
<b>Governmental Activities:</b>	
Qualified School Construction Bonds	\$ 1,104,947
Public Improvement Welfare Project	39,245
Public Improvement DHS Project	3,936
<b><i>Total governmental activities</i></b>	<b><u>\$ 1,148,128</u></b>

*(This Space Intentionally Left Blank)*

**FORREST COUNTY, MISSISSIPPI**

**NOTES TO FINANCIAL STATEMENTS**

**PAGE THIRTEEN**

**FOR THE YEAR ENDED SEPTEMBER 30, 2018**

**NOTE 6 - CAPITAL ASSETS**

The following is a summary of capital assets activity for the year ended September 30, 2018:

	Balance Oct. 1, 2017	Additions	Deletions	Balance Sep. 30, 2018
<b>Governmental activities:</b>				
Non-depreciable capital assets:				
Land	\$ 1,624,098	\$ -	\$ -	\$ 1,624,098
Construction in progress	370,737	136,563	485,042	22,258
Total non-depreciable capital assets	<u>1,994,835</u>	<u>136,563</u>	<u>485,042</u>	<u>1,646,356</u>
Depreciable capital assets:				
Infrastructure	65,073,420	-	-	65,073,420
Buildings	65,518,903	250,347	-	65,769,250
Improvements other than buildings	2,619,764	-	-	2,619,764
Mobile equipment	15,788,739	1,510,879	355,197	16,944,421
Furniture and equipment	2,587,064	431,493	-	3,018,557
Total depreciable capital assets	<u>151,587,890</u>	<u>2,192,719</u>	<u>355,197</u>	<u>153,425,412</u>
Less accumulated depreciation for:				
Infrastructure	39,038,865	725,437	-	39,764,302
Buildings	19,326,635	1,224,282	-	20,550,917
Improvements other than buildings	886,944	86,315	-	973,259
Mobile equipment	11,073,362	997,344	274,936	11,795,770
Furniture and equipment	2,076,311	175,458	-	2,251,769
Total accumulated depreciation	<u>72,402,117</u>	<u>3,208,836</u>	<u>274,936</u>	<u>75,336,017</u>
Total depreciable capital assets, net	<u>79,185,773</u>	<u>(1,016,117)</u>	<u>80,261</u>	<u>78,089,395</u>
<b>Governmental activities capital assets, net</b>	<u>\$ 81,180,608</u>	<u>\$ (879,554)</u>	<u>\$ 565,303</u>	<u>\$ 79,735,751</u>

*(This Space Intentionally Left Blank)*

**FORREST COUNTY, MISSISSIPPI**

**NOTES TO FINANCIAL STATEMENTS**

**PAGE FOURTEEN**

**FOR THE YEAR ENDED SEPTEMBER 30, 2018**

**NOTE 6 - CAPITAL ASSETS (Cont.)**

Depreciation expense was charged to the following functions:

<b>Governmental Activities:</b>	<b>Amount</b>
General government	\$ 812,401
Public safety	1,087,165
Public works	1,191,177
Health and welfare	2,880
Culture and recreation	94,339
Conservation of natural resources	20,874
<b>Total governmental activities depreciation expense</b>	<b>\$ 3,208,836</b>

**NOTE 7 - CLAIMS AND JUDGMENTS**

RISK FINANCING

The County finances its exposure to risk of loss related to workers' compensation for injuries to its employees through the Mississippi Public Entity Workers' Compensation Trust, a public entity risk pool. The County pays premiums to the pool for its workers' compensation insurance coverage, and the participation agreement provides that the pool will be self-sustaining through member premiums. The retention for the pool is \$1,000,000 for each accident and completely covers statutory limits set by the Workers' Compensation Commission. Risk of loss is remote for claims exceeding the pool's retention liability. However, the pool also has catastrophic reinsurance coverage for statutory limits above the pool's retention, provided by Safety National Casualty Corporation, effective from January 1, 2018, to January 1, 2019. The pool may make an overall supplemental assessment or declare a refund depending on the loss experience of all the entities it insures.

*(This Space Intentionally Left Blank)*

## FORREST COUNTY, MISSISSIPPI

### NOTES TO FINANCIAL STATEMENTS

#### PAGE FIFTEEN

FOR THE YEAR ENDED SEPTEMBER 30, 2018

#### **NOTE 8 - DEFINED BENEFIT PENSION PLAN**

##### **General Information about the Pension Plan**

**Plan Description** - Forrest County, Mississippi contributes to the Public Employees' Retirement System of Mississippi (PERS), a cost-sharing, multiple-employer, defined benefit pension plan. PERS provides retirement and disability benefits, annual cost-of-living adjustments and death benefits to plan members and beneficiaries. Plan provisions and the Board of Trustees' authority to determine contribution rates are established by Miss. Code Ann. Section 25-11-1 et seq., (1972, as amended) and may be amended only by the State of Mississippi Legislature. PERS issues a publicly available financial report that includes financial statements and required supplementary information. That information may be obtained by writing to Public Employees' Retirement System, PERS Building, 429 Mississippi Street, Jackson, MS 39201-1005 or by calling 1-800-444-PERS.

**Benefits Provided** - Membership in PERS is a condition of employment granted upon hiring for qualifying employees and officials of the State of Mississippi, state universities, community and junior colleges, and teachers and employees of the public school districts. For those persons employed by political subdivisions and instrumentalities of the State of Mississippi, membership is contingent upon approval of the entity's participation in PERS by the PERS' Board of Trustees. If approved, membership for the entity's employees is a condition of employment and eligibility is granted to those who qualify upon hiring. Participating members who are vested and retire at or after age 60 or those who retire regardless of age with at least 30 years of creditable service (25 years of creditable service for employees who became members of PERS before July 1, 2011) are entitled, upon application, to an annual retirement allowance payable monthly for life in an amount equal to 2.0 percent of their average compensation for each year of creditable service up to and including 30 years (25 years for those who became members of PERS before July 1, 2011), plus 2.5 percent for each additional year of creditable service with an actuarial reduction in the benefit for each year of creditable service below 30 years or the number of years in age that the member is below 65, whichever is less. Average compensation is the average of the employee's earnings during the four highest compensated years of creditable service. Benefits vest upon completion of eight years of membership service (four years of membership service for those who became members of PERS before July 1, 2007). PERS also provides certain death and disability benefits. A Cost-of-Living Adjustment (COLA) payment is made to eligible retirees and beneficiaries. The COLA is equal to 3.0 percent of the annual retirement allowance for each full fiscal year of retirement up to the year in which the retired member reaches age 60 (55 for those who became members of PERS before July 1, 2011), with 3.0 percent compounded for each fiscal year thereafter. Plan provisions are established and may be amended only by the State of Mississippi Legislature.

*(This Space Intentionally Left Blank)*

## FORREST COUNTY, MISSISSIPPI

### NOTES TO FINANCIAL STATEMENTS

#### PAGE SIXTEEN

FOR THE YEAR ENDED SEPTEMBER 30, 2018

#### **NOTE 8 - DEFINED BENEFIT PENSION PLAN (Cont.)**

**Contributions** - At September 30, 2018, PERS members were required to contribute 9% of their annual covered salary, and the County is required to contribute at an actuarially determined rate. The employer's rate at September 30, 2018 was 15.75% of annual covered payroll. The contribution requirements of PERS members and employers are established and may be amended only by the State of Mississippi Legislature. The County's contributions (employer share only) to PERS for the years ending September 30, 2018, 2017, and 2016 were \$2,204,355, \$2,188,984, and \$2,105,376, respectively, equal to the required contributions for each year.

**Pension Liabilities, Pension Expense, and Deferred Outflows of Resources and Deferred Inflows of Resources Related to Pensions** - At September 30, 2018, the County reported a liability of \$36,376,308 for its proportionate share of the net pension liability. The net pension liability was measured as of June 30, 2018, and the total pension liability used to calculate the net pension liability was determined by an actuarial valuation as of that date. The County's proportion of the net pension liability was based on a projection of the County's long-term share of contribution to the pension plan relative to projected contributions of all participating entities, actuarially determined. The County's proportionate share used to calculate the September 30, 2018 net pension liability was .2187% which was based on a measurement date of June 30, 2018. This was an increase of .0028% from its proportionate share used to calculate the **September 30, 2017** net pension liability, which was based on a measurement date of June 30, 2017.

For the year ended September 30, 2018, the County recognized pension expense of \$2,876,487. At September 30, 2018, the County reported deferred outflows of resources related to pensions from the following sources:

(See Table on Next Page)



**FORREST COUNTY, MISSISSIPPI**

**NOTES TO FINANCIAL STATEMENTS  
PAGE SEVENTEEN  
FOR THE YEAR ENDED SEPTEMBER 30, 2018**

**NOTE 8 - DEFINED BENEFIT PENSION PLAN (Cont.)**

	<b>Deferred Outflows of Resources</b>	<b>Deferred Inflows of Resources</b>
Differences between expected and actual experience	\$ 112,151	\$ 107,841
Net difference between projected and actual earnings on pension plan investments	-	578,488
Changes of assumptions	15,098	14,129
Changes in the proportion and differences between the County's contributions and proportionate share of contributions	6,700,953	-
County contributions subsequent to the measurement date	511,570	-
<b>Total</b>	<b>\$ 7,339,772</b>	<b>\$ 700,458</b>

\$511,570 reported as deferred outflows of resources related to pensions resulting from County contributions subsequent to the measurement date will be recognized as a reduction to the net pension liability in the year ended September 30, 2019. Other amounts reported as deferred outflows of resources and deferred inflows of resources related to pensions will be recognized in pension expense as follows:

<b>Year Ending September 30:</b>	<b>Amount</b>
2019	\$ 1,846,018
2020	1,846,018
2021	1,844,616
2022	591,092
<b>Total</b>	<b>\$ 6,127,744</b>

*(This Space Intentionally Left Blank)*

**FORREST COUNTY, MISSISSIPPI**

**NOTES TO FINANCIAL STATEMENTS**

**PAGE EIGHTEEN**

**FOR THE YEAR ENDED SEPTEMBER 30, 2018**

**NOTE 8 - DEFINED BENEFIT PENSION PLAN (Cont.)**

**Actuarial Assumptions** - The total pension liability in the June 30, 2018 actuarial valuation was determined using the following actuarial assumptions, applied to all periods in the measurement:

Inflation	3.00 percent
Salary increases	3.25 - 18.50 percent, including inflation
Investment rate of return	7.75 percent, net of pension plan investment expense, including inflation

Mortality rates were based on the RP-2014 Healthy Annuitant Blue Collar Table Projected with Scale BB to 2022, with male rates set forward one year.

The actuarial assumptions used in the June 30, 2018 valuation were based on the results of an actuarial experience study for the period July 1, 2012 to June 30, 2016. The experience report is dated April 18, 2017.

The long-term expected rate of return on pension plan investments was determined using a log-normal distribution analysis in which best-estimate ranges of expected future real rates of return (expected nominal returns, net of pension plan investment expense and the assumed rate of inflation) are developed for each major asset class. These ranges are combined to produce the long-term expected rate of return by weighting the expected future real rates of return by the target asset allocation percentage and by adding expected inflation.

The target asset allocation and best estimates of arithmetic real rates of return for each major asset class as of June 30, 2018, are summarized in the following table:

(See Table on Next Page)

**FORREST COUNTY, MISSISSIPPI**

**NOTES TO FINANCIAL STATEMENTS**

**PAGE NINETEEN**

**FOR THE YEAR ENDED SEPTEMBER 30, 2018**

**NOTE 8 - DEFINED BENEFIT PENSION PLAN (Cont.)**

<b>Asset Class</b>	<b>Target Allocation</b>	<b>Long-Term Expected Real Rate of Return</b>
U.S. Broad	27.00%	4.60%
International Equity	18.00	4.50
Emerging Markets Equity	4.00	4.75
Global	12.00	4.75
Fixed Income	18.00	0.75
Real Assets	10.00	3.50
Private Equity	8.00	5.10
Emerging Debt	2.00	2.50
Cash	1.00	-
<b>Total</b>	<b>100.00%</b>	

**Discount rate** - The discount rate used to measure the total pension liability was 7.75%. The projection of cash flows used to determine the discount rate assumed that plan member contributions will be made at the current contribution rate (9.00%) and that employer contributions will be made at the current employer contribution rate (15.75%). Based on those assumptions, the pension plan's fiduciary net position was projected to be available to make all projected future benefit payments of current plan members. Therefore, the long-term expected rate of return on pension plan investments was applied to all periods of projected benefit payments to determine the total pension liability.

**Sensitivity to the County's Proportionate Share of the Net Pension Liability to Changes in the Discount Rate** - The following presents the County's proportionate share of the net pension liability calculated using the discount rate of 7.75%, as well as what the County's proportionate share of the net pension liability would be if it were calculated using a discount rate that is 1-percentage-point lower (6.75%) or 1-percentage-point higher (8.75%) than the current rate:

	<b>1% Decrease ( 6.75% )</b>	<b>Discount Rate ( 7.75% )</b>	<b>1% Increase ( 8.75% )</b>
County's proportionate share of the net pension liability	\$ 47,897,159	\$ 36,376,308	\$ 26,800,959

**FORREST COUNTY, MISSISSIPPI**

**NOTES TO FINANCIAL STATEMENTS**

**PAGE TWENTY**

**FOR THE YEAR ENDED SEPTEMBER 30, 2018**

**NOTE 8 - DEFINED BENEFIT PENSION PLAN (Cont.)**

**Pension Plan Fiduciary Net Position** - Detailed information about the pension plan's fiduciary net position is available in the separately issued PERS financial report.

**NOTE 9 - LONG-TERM DEBT**

Debt outstanding as of September 30, 2018, consisted of the following:

<u>Description and Purpose</u>	<u>Amount Outstanding</u>	<u>Interest Rate</u>	<u>Final Maturity Date</u>
<b>Governmental Activities:</b>			
<b>A. General obligation bonds:</b>			
G.O. refunding bond, Series 2011	\$ 680,000	2.00%	03/2020
Public improvement bond, Series 2009	1,135,000	3.50 - 5.00%	03/2029
G.O. refunding bond, Series 2009B	475,000	3.00 - 3.50%	01/2019
G.O. refunding bond, Series 2014	8,565,000	2.00 - 3.50%	03/2029
G.O. bond, Series 2012 (Qualified School Construction Bond)	3,000,000	0.00%	08/2027
G.O. refunding bond, Series 2016	6,585,000	2.00 - 3.00%	03/2024
G.O. negotiable notes, Series 2018	2,500,000	2.48%	02/2023
<b>Total general obligation bonds</b>	<u><u>\$ 22,940,000</u></u>		
<b>B. Other loans:</b>			
McLaurin Volunteer Fire Department	\$ 31,130	1.61%	09/2020
Rawls Springs Volunteer Fire Department	16,384	1.61%	09/2020
Carnes Volunteer Fire Department	11,902	1.82%	12/2018
Brooklyn Volunteer Fire Department	49,000	2.97%	11/2022
<b>Total other loans</b>	<u><u>\$ 108,416</u></u>		

Annual debt service requirements to maturity for the following debt reported in the Statement of Net Position are as follows:

(See Table on Next Page)

**FORREST COUNTY, MISSISSIPPI**

**NOTES TO FINANCIAL STATEMENTS  
PAGE TWENTY-ONE  
FOR THE YEAR ENDED SEPTEMBER 30, 2018**

**NOTE 9 - LONG-TERM DEBT (Cont.)**

**Governmental Activities:**

<u>Year Ending September 30,</u>	<b>General Obligation Bonds</b>	
	<u>Principal</u>	<u>Interest</u>
2019	\$ 2,615,000	\$ 561,719
2020	2,185,000	496,025
2021	1,865,000	452,150
2022	1,900,000	404,625
2023	1,935,000	349,725
2024 - 2028	10,735,000 *	984,450
2029 - 2031	1,705,000	29,838
<b>Total</b>	<u><u>\$ 22,940,000</u></u>	<u><u>\$ 3,278,532</u></u>

*\*Includes \$3,000,000 principal due on Qualified School Construction Bonds.*

<u>Year Ending September 30,</u>	<b>Other Loans</b>	
	<u>Principal</u>	<u>Interest</u>
2019	\$ 44,704	\$ 2,437
2020	33,455	1,567
2021	9,792	899
2022	10,082	608
2023	10,383	308
<b>Total</b>	<u><u>\$ 108,416</u></u>	<u><u>\$ 5,819</u></u>

As more fully explained in Note 10, debt has been issued by the County that qualifies as Qualified School Construction bonds. Debt currently outstanding is as follows:

<u>Description and Purpose</u>	<u>Interest Rate</u>	<u>Issue Date</u>	<u>Maturity Date</u>	<u>Amount Issued</u>	<u>Amount Outstanding</u>
G.O. bond, series 2012 (Qualified school construction bonds payable)	0%	8/1/2012	8/1/2027	\$ 3,000,000	\$ 3,000,000

**FORREST COUNTY, MISSISSIPPI**

**NOTES TO FINANCIAL STATEMENTS**

**PAGE TWENTY-TWO**

**FOR THE YEAR ENDED SEPTEMBER 30, 2018**

***NOTE 9 - LONG-TERM DEBT (Cont.)***

***Legal Debt Margin***

The amount of debt, excluding specific exempted debt that can be incurred by the County is limited by state statute. Total outstanding debt during a year can be no greater than 15% of assessed value of the taxable property within the County, according to the then last completed assessment for taxation. However, the limitation is increased to 20% whenever a county issues bonds to repair or replace washed out or collapsed bridges on the public roads of the County. As of September 30, 2018, the amount of outstanding debt was equal to 2.83% of the latest property assessments.

***Prior Year Defeasance of Debt***

In prior years, the County defeased certain general obligation bonds by placing the proceeds of new bonds in an irrevocable trust to provide for all future debt service payments on the old bonds. Accordingly, the trust account assets and the liability for the defeased bonds are not included in the County's financial statements. On September 30, 2018, \$14,520,000 of bonds outstanding were considered defeased.

*(This Space Intentionally Left Blank)*

**FORREST COUNTY, MISSISSIPPI**

**NOTES TO FINANCIAL STATEMENTS  
PAGE TWENTY-THREE  
FOR THE YEAR ENDED SEPTEMBER 30, 2018**

**NOTE 9 - LONG-TERM DEBT (Cont.)**

The following is a summary of changes in long-term liabilities and obligations for the year ended September 30, 2018:

	<b>Balance Oct. 1, 2017</b>	<b>Additions</b>	<b>Reductions</b>	<b>Balance Sep. 30, 2018</b>	<b>Amount Due Within One Year</b>
<b>Governmental Activities:</b>					
Compensated absences	\$ 614,007	\$ 41,209	\$ -	\$ 655,216	\$ -
Claims and judgements	-	675,750	-	675,750	67,575
General obligation bonds	20,338,350	2,500,000	2,898,350	19,940,000	2,615,000
General obligation bonds - qualified school construction bond	3,000,000	-	-	3,000,000	-
Add:					
Premiums	997,660	-	117,921	879,739	-
Total general obligation bonds	24,336,010	2,500,000	3,016,271	23,819,739	2,615,000
Other loans	94,299	49,000	34,883	108,416	44,704
<b>Total governmental activities</b>	<b>\$ 25,044,316</b>	<b>\$ 3,265,959</b>	<b>\$ 3,051,154</b>	<b>\$ 25,259,121</b>	<b>\$ 2,727,279</b>

Compensated absences will be paid from the fund from which the employees' salaries were paid, which are generally the General Fund and the Road and Bridge Maintenance Fund.

*(This Space Intentionally Left Blank)*

**FORREST COUNTY, MISSISSIPPI**

**NOTES TO FINANCIAL STATEMENTS**

**PAGE TWENTY-FOUR**

**FOR THE YEAR ENDED SEPTEMBER 30, 2018**

***NOTE 10 - QUALIFIED SCHOOL CONSTRUCTION BONDS***

Section 1521 of the American Recovery and Reinvestment Act (ARRA) of 2009 provides for a source of capital at no or at nominal interest rates for costs incurred by certain public schools in connection with the construction, rehabilitation or repair of a public school facility or for the acquisition of land where a school will be built. Investors receive Federal income tax credits at prescribed tax credit rates in lieu of interest, which essentially allows state and local governments to borrow without incurring interest costs. The current maturity limit of tax credit bonds is 17 years, per the U.S. Treasury Department. Under this program, 10.00% of the proceeds must be subject to a binding commitment to be spent within six months of issuance and 100.00% must be spent within three years. Up to 2.00% of bond proceeds can be used to pay costs of issuance.

On August 1, 2012, the County issued G.O. Bond, Series 2012 (Qualified School Construction Bonds) on behalf of Forrest County Agricultural High School (FCAHS) in the amount of \$3,000,000. The stated interest rate on the bonds is 0.00% with an applicable tax credit rate of 4.41%. The County remitted the entire amount of the bond proceeds, net of \$26,494 issuance costs, to FCAHS for capital improvement projects.

Pursuant to the bond documents, these bonds are to be repaid in full on August 1, 2027, from the proceeds of the annual minimum sinking fund deposit schedule. The County was originally scheduled to make 15 equal annual payments of \$200,000 into a sinking fund, with a maximum permitted yield of 3.34%. These sinking fund requirements were adjusted during fiscal year 2013 to reflect annual payments of \$210,000 for years 2014 – 2022 and \$211,000 for years 2023 – 2027. The amount accumulated in the sinking fund at the end of the 15-year period will be sufficient to retire the debt. The amount on deposit at September 30, 2018 was \$1,104,947.

The following schedule reports the projected annual deposits required for the sinking fund.

(Actual annual funding could be reduced by accumulated interest earned).

(See Table on Next Page)



**FORREST COUNTY, MISSISSIPPI**

**NOTES TO FINANCIAL STATEMENTS**

**PAGE TWENTY-FIVE**

**FOR THE YEAR ENDED SEPTEMBER 30, 2018**

**NOTE 10 - QUALIFIED SCHOOL CONSTRUCTION BONDS (Cont.)**

<u>Year Ending September 30,</u>	<u>Amount</u>
2019	\$ 210,000
2020	210,000
2021	210,000
2022	210,000
2023	211,000
2024-2027	844,000
<b>Total</b>	<u><u>\$ 1,895,000</u></u>

**NOTE 11 - CONTINGENCIES**

**Federal Grants** - The County has received federal grants for specific purposes that are subject to audit by the grantor agencies. Entitlements to these resources are generally conditional upon compliance with the terms and conditions of grant agreements and applicable federal regulations, including the expenditure of resources for allowable purposes. Any disallowance resulting from a grantor audit may become a liability of the County. No provision for any liability that may result has been recognized in the County's financial statements.

**Litigation** - The County is party to legal proceedings, many of which occur in the normal course of governmental operations. It is not possible at the present time to estimate ultimate outcome or liability, if any, of the County with respect to the various proceedings. However, the County's legal counsel believes that ultimate liability resulting from these lawsuits will not have a material adverse effect on the financial condition of the County.

**NOTE 12 - EFFECT OF DEFERRED AMOUNTS ON NET POSITION**

The governmental activities' unrestricted net position amount of \$(11,510,672) includes the effect of deferred outflows of resources related to pensions. A portion of the deferred outflow of resources related to pensions in the amount of \$511,570 resulting from County contributions subsequent to the measurement date will be recognized as a reduction of the net pension liability in the year ended September 30, 2019. The \$6,828,202 balance of the deferred outflow of resources related to pensions at September 30, 2018, will be recognized in pension expense over the next four years. The \$700,458 balance of the deferred inflow of resources related to pensions at September 30, 2018, will be recognized in pension expense over the next four years.

## **FORREST COUNTY, MISSISSIPPI**

### **NOTES TO FINANCIAL STATEMENTS**

#### **PAGE TWENTY-SIX**

**FOR THE YEAR ENDED SEPTEMBER 30, 2018**

#### ***NOTE 12 - EFFECT OF DEFERRED AMOUNTS ON NET POSITION (Cont.)***

The governmental activities' net investment in capital assets net position of \$59,249,395 includes the effect of deferring the recognition of expenditures resulting for an advance refunding of County debt. \$441,799 of the \$7,781,571 balance of deferred outflows of resources at September 30, 2018, will be recognized as an expense and will decrease the net investment in capital assets net position over the next seven years.

#### ***NOTE 13 - JOINT VENTURES***

The County participates in the following joint ventures:

Forrest County is a participant with the City of Hattiesburg in a joint venture, authorized by Chapter 956, House Bill 1865, of the Local and Private Laws of 1994, to operate the Forrest County Industrial Park Commission. The joint venture was created to develop and operate an industrial park complex for the citizens of Forrest County and the City of Hattiesburg. The Forrest County Board of Supervisors appoints five of ten members of the board. By contractual agreement, the County's appropriation to the joint venture was \$200,000 in fiscal year 2018. Complete financial statements for the Forrest County Industrial Park Commission can be obtained from Post Office Box 1898, Hattiesburg, Mississippi 39403.

Forrest County is a participant with Jones County, the Cities of Hattiesburg and Laurel, and the State of Mississippi in a joint venture, authorized by Section 61-3-5, Miss. Code Ann. (1971), to operate the Hattiesburg-Laurel Regional Airport Authority. The joint venture was created to develop and maintain the airport for the members of the authority. The Forrest County Board of Supervisors appoints one of the five members of the board of commissioners. By contractual agreement, the County's appropriation to the joint venture was \$303,243 in fiscal year 2018. Complete financial statements for the Hattiesburg-Laurel Regional Airport Authority can be obtained from 1002 Terminal Drive, Moselle, Mississippi 39459.

Forrest County is a participant with the Cities of Hattiesburg and Petal in a joint venture, authorized by Section 39-3-8, Miss. Code Ann. (1972), to operate the Library of Hattiesburg, Petal and Forrest County. The joint venture was created to provide free public library service to the citizens of Forrest County and the Cities of Hattiesburg and Petal. The Forrest County Board of Supervisors appoints six of the fifteen members of the board of directors. By contractual agreement, the County's appropriation to the joint venture was \$805,358 in fiscal year 2018. Complete financial statements for the Library of Hattiesburg, Petal and Forrest County can be obtained from 329 Hardy Street, Hattiesburg, Mississippi 39401.

## **FORREST COUNTY, MISSISSIPPI**

### **NOTES TO FINANCIAL STATEMENTS**

#### **PAGE TWENTY-SEVEN**

**FOR THE YEAR ENDED SEPTEMBER 30, 2018**

#### **NOTE 14 - JOINTLY GOVERNED ORGANIZATIONS**

The County participates in the following jointly governed organizations:

Pearl River Community College operates in a district composed of the Counties of Forrest, Hancock, Jefferson Davis, Lamar, Marion and Pearl River. The Forrest County Board of Supervisors appoints two of the sixteen members of the college board of trustees. The County appropriated \$1,395,276 for maintenance and support of the college in fiscal year 2018.

Southeast Mississippi Air Ambulance District provides air ambulance service to the Counties of Covington, Forrest, Greene, Jefferson Davis, Lamar, Marion, Pearl River, Perry and Walthall. The Forrest County Board of Supervisors appoints one of the nine members of the board of directors. There is no ongoing financial interest or responsibility for the appointing authorities. The County contributed \$289,697 for support of the district in fiscal year 2018.

Southern Mississippi Planning and Development District operates in a district composed of the Counties of Covington, Forrest, George, Greene, Hancock, Harrison, Jackson, Jefferson Davis, Jones, Lamar, Marion, Pearl River, Perry, Stone, and Wayne. The Forrest County Board of Supervisors appoints one of the twenty-seven members of the board of directors. The County contributes a small percentage of the district's total revenue. The County appropriated \$83,994 to the agency in fiscal year 2018.

Pearl River Valley Opportunity, Inc. operates in a district composed of the Counties of Covington, Forrest, Jefferson Davis, Jones, Lamar, Marion, Pearl River, and Perry. The entity was created to administer programs conducted by community action agencies, limited purpose agencies and related programs authorized by federal law. The Forrest County Board of Supervisors appoints one of the twenty-four members of the board of directors. The primary source of funding for the entity is derived from federal funds. Each County provides a modest amount of financial support when matching funds are required for federal grants. Contributions for fiscal year 2018 totaled \$60,000.

Pine Belt Mental Health Care Resources operates in a district composed of the Counties of Covington, Forrest, Greene, Jefferson Davis, Jones, Lamar, Marion, Perry, and Wayne. The Forrest County Board of Supervisors appoints one of the nine members of the board of commissioners. The County appropriated \$286,083 for support of the agency in fiscal year 2018.

Mississippi Regional Housing Authority VIII operates in a district composed of the Counties of Covington, Forrest, George, Greene, Hancock, Harrison, Jackson, Jones, Lamar, Marion, Pearl River, Perry, Stone, and Wayne. The governing body is a fifteen member board of commissioners, one appointed by the Board of Supervisors of each of the member counties and one appointed at large. The Counties generally provide no financial support to the organization.

## **FORREST COUNTY, MISSISSIPPI**

### **NOTES TO FINANCIAL STATEMENTS PAGE TWENTY-EIGHT FOR THE YEAR ENDED SEPTEMBER 30, 2018**

#### ***NOTE 14 - JOINTLY GOVERNED ORGANIZATIONS (Cont.)***

Pearl and Leaf Rivers Rails-to-Trails Recreational District operates in a district composed of the Counties of Forrest, Jefferson Davis, and Lamar and the Cities of Bassfield, Hattiesburg, Prentiss, and Sumrall. The Forrest County Board of Supervisors appoints one of seven members of the board of directors. The County appropriated \$137,965 to the support of the district in fiscal year 2018.

The City of Hattiesburg - Forrest County Emergency Management District operates in a district composed of Forrest County and the City of Hattiesburg. The Forrest County Board of Supervisors appoints three of the six members of the council. Operating funds are provided by state grants, E-911 charges and direct contributions.

#### ***NOTE 15 - TAX ABATEMENTS***

The Governmental Accounting Standards Board (GASB) implemented Statement 77, *Tax Abatement Disclosures* requiring governmental entities to disclose the reduction in tax revenues resulting from an agreement between one or more governments and an individual or entity in which (a) one or more governments promise to forgo tax revenues to which they are otherwise entitled and (b) the individual or entity promises to take a specific action after the agreement has been entered into that contributes to economic development or otherwise benefits the governments or the citizens of those governments.

The Forrest County Board of Supervisors negotiates property tax abatements on an individual basis. All abatements are for five and/or ten years and are for economic development purposes. The County had tax abatement agreements with twenty-five entities as of September 30, 2018.

The County had two types of abatements, one of which provides for the abatement of school or state tax levies:

Sections 27-31-101 and 27-31-105, Miss. Code (Ann.) 1972 - All allowable property tax levies.

There are twenty-five companies that have tax abatements under this statute.

Section 27-31-104, Miss Code (Ann.) 1972 - Payments in-lieu of taxes.

*(This Space Intentionally Left Blank)*

**FORREST COUNTY, MISSISSIPPI**

**NOTES TO FINANCIAL STATEMENTS**

**PAGE TWENTY-NINE**

**FOR THE YEAR ENDED SEPTEMBER 30, 2018**

**NOTE 15 - TAX ABATEMENTS (Cont.)**

There is one company that had tax abatements under this statute.

<u>Category</u>	<u>% of Taxes Abated During the Fiscal Year</u>	<u>Amount of Taxes Abated During Fiscal Year</u>
Construction and expansion of a storage facility	67%	\$ 774,632

The company was required to comply with any special provisions, and did so, in order to receive the abatements and the County made no commitments as part of the agreements other than to reduce taxes.

**NOTE 16 - SUBSEQUENT EVENTS**

Events that occur after the Statement of Net Position date but before the financial statements are available to be issued must be evaluated for recognition or disclosure. The effects of subsequent events that provide evidence about conditions that existed at the Statement of Net Position date are recognized in the accompanying financial statements. Subsequent events which provide evidence about conditions that existed after the Statement of Net Position date require disclosure in the accompanying notes. Management of Forrest County, Mississippi evaluated the activity of the County through June 26, 2019, (the date the financial statements were available to be issued), and determined that the following subsequent events have occurred requiring adjustment and/or disclosure in the notes to the financial statements.

In March 2019, the County executed a \$4,000,000 General Obligation Negotiable Note to be paid over a five year term at a rate of 2.27 percent per annum. Payments of principal and interest are to be remitted annually. Proceeds from this note are to be used for financing the erection and repair of County buildings, purchase of machinery and equipment, and the refunding of existing indebtedness.

In April 2019, the County approved an interlocal agreement with the City of Hattiesburg in connection with the City's Tax Increment Financing (TIF) Plan approved in February 2016 for the Elam Arms Development project. The TIF Plan provides for the City to issue an aggregate not to exceed \$9,000,000 in TIF Bonds in one or more series to fund certain infrastructure for the project as described in the TIF Plan that also calls for the County's and the City's mutual pledge and division of the incremental increase in tax revenues generated by the development within the TIF District as security for the bonds.

**FORREST COUNTY, MISSISSIPPI**

**NOTES TO FINANCIAL STATEMENTS**

**PAGE THIRTY**

**FOR THE YEAR ENDED SEPTEMBER 30, 2018**

***NOTE 16 - SUBSEQUENT EVENTS (Cont.)***

The County was named as a defendant, along with the City of Hattiesburg, in an action by Kohler Co. seeking significant tax exemptions beyond the ten-year exemptions permitted by statute. The case was settled in March, 2019, and the settlement included a Memorandum of Understanding with the company that included Kohler's commitment for capital investment of \$16,200,000, with at least 250 full-time positions and a corresponding ten-year ad valorem tax exemption from the City and County upon completion of the expansion. Additionally, the County agreed to a total of \$675,750 in ad valorem tax exemptions for property set forth in Kohler's application for tax exemption filed before June 1, 2018 and it is to be settled to the company by the County over a ten year period either as cash payments or ad valorem tax credits.

The owners of Dewberry Landing, a student housing complex, appealed the assessment of the complex for tax years 2014 through 2017 to the Forrest County Circuit Court. The County's assessments for tax years 2014, 2015, and 2016 were upheld by the Circuit Court in April 2017 but reversed and rendered by the Mississippi Court of Appeals in November 2018. The Court of Appeals declined the County's petition to rehear the case in March 2019, and the Mississippi Supreme Court declined the County's petition for certiorari in June 2019, finalizing the judgment of the Court of Appeals. The County will accordingly make a partial refund in the amount of \$251,000 of taxes paid by the owner over the four years in question during the fiscal year ending September 30, 2019.

***REQUIRED SUPPLEMENTARY INFORMATION***

SCHEDULE 1

**FORREST COUNTY, MISSISSIPPI**

**BUDGETARY COMPARISON SCHEDULE - BUDGET AND ACTUAL (NON-GAAP BASIS)  
GENERAL FUND - UNAUDITED  
FOR THE YEAR ENDED SEPTEMBER 30, 2018**

	<b>Original Budget</b>
<b>REVENUES</b>	
Property taxes	\$ 26,122,026
Licenses, commissions and other revenue	1,266,700
Fines and forfeitures	590,300
Intergovernmental revenues	11,550,500
Charges for services	958,000
Interest income	15,300
Miscellaneous revenues	104,000
Total revenues	<u>40,606,826</u>
<b>EXPENDITURES</b>	
Current:	
General government	15,220,910
Public safety	21,162,601
Public works	279,241
Health and welfare	1,062,412
Culture and recreation	2,297,065
Conservation of natural resources	99,345
Economic development and assistance	758,734
Debt service	1,000,000
Total expenditures	<u>41,880,308</u>
Excess of revenues over (under) expenditures	<u>(1,273,482)</u>
<b>OTHER FINANCING SOURCES (USES)</b>	
Transfers in	560,000
Transfers out	(902,000)
Other financing sources	-
Other financing uses	(7,000)
Total other financing sources (uses)	<u>(349,000)</u>
<b>NET CHANGE IN FUND BALANCES</b>	<u>(1,622,482)</u>
Fund balances - beginning	<u>11,560,000</u>
Fund balances - ending	<u><u>\$ 9,937,518</u></u>

The accompanying notes to the required supplemental information are an integral part of this schedule.



<b>Final Budget</b>	<b>Actual (Budgetary Basis)</b>	<b>Variance with Final Budget Positive (Negative)</b>
\$ 26,535,144	\$ 26,343,146	\$ (191,998)
1,603,316	1,618,023	14,707
644,541	652,243	7,702
3,649,907	2,392,549	(1,257,358)
1,261,382	1,262,782	1,400
222,561	222,406	(155)
201,012	554,074	353,062
<u>34,117,863</u>	<u>33,045,223</u>	<u>(1,072,640)</u>
16,829,722	14,241,748	2,587,974
14,075,324	11,310,648	2,764,676
279,241	279,241	-
1,097,612	1,044,421	53,191
2,400,920	770,162	1,630,758
99,345	84,087	15,258
845,734	839,801	5,933
-	-	-
<u>35,627,898</u>	<u>28,570,108</u>	<u>7,057,790</u>
<u>(1,510,035)</u>	<u>4,475,115</u>	<u>5,985,150</u>
616,000	21,448	(594,552)
(1,003,751)	(658,500)	345,251
3,000	18,244	15,244
(7,000)	-	7,000
<u>(391,751)</u>	<u>(618,808)</u>	<u>(227,057)</u>
(1,901,786)	3,856,307	5,758,093
<u>20,517,505</u>	<u>20,517,505</u>	<u>-</u>
<u>\$ 18,615,719</u>	<u>\$ 24,373,812</u>	<u>\$ 5,758,093</u>

SCHEDULE 2

**FORREST COUNTY, MISSISSIPPI**

**BUDGETARY COMPARISON SCHEDULE - BUDGET AND ACTUAL (NON-GAAP BASIS)  
ROAD AND BRIDGE MAINTENANCE FUND - UNAUDITED  
FOR THE YEAR ENDED SEPTEMBER 30, 2018**

	<b>Original Budget</b>
<b>REVENUES</b>	
Property taxes	\$ 1,610,000
Road and bridge privilege taxes	600,000
Intergovernmental revenues	790,000
Interest income	4,500
Miscellaneous revenues	25,000
Total revenues	<u>3,029,500</u>
<b>EXPENDITURES</b>	
Current:	
Public works	<u>5,096,600</u>
Total expenditures	<u>5,096,600</u>
<b>Excess of revenues over (under) expenditures</b>	<u>(2,067,100)</u>
<b>OTHER FINANCING SOURCES (USES)</b>	
Other financing sources	-
Transfers out	-
Total other financing sources (uses)	<u>-</u>
<b>NET CHANGE IN FUND BALANCES</b>	(2,067,100)
Fund balances - beginning	<u>5,000,000</u>
Fund balances - ending	<u>\$ 2,932,900</u>

The accompanying notes to the required supplemental information are an integral part of this schedule.

<b>Final Budget</b>	<b>Actual (Budgetary Basis)</b>	<b>Variance with Final Budget Positive (Negative)</b>
\$ 1,610,000	\$ 1,651,860	\$ 41,860
798,000	797,827	(173)
1,098,100	1,078,383	(19,717)
44,750	44,738	(12)
31,084	35,365	4,281
<u>3,581,934</u>	<u>3,608,173</u>	<u>26,239</u>
<u>6,433,800</u>	<u>4,123,693</u>	<u>2,310,107</u>
<u>6,433,800</u>	<u>4,123,693</u>	<u>2,310,107</u>
<u>(2,851,866)</u>	<u>(515,520)</u>	<u>2,336,346</u>
80,000	80,000	-
-	(3,000)	(3,000)
<u>80,000</u>	<u>77,000</u>	<u>(3,000)</u>
(2,771,866)	(438,520)	2,333,346
<u>5,381,165</u>	<u>5,381,165</u>	<u>-</u>
<u>\$ 2,609,299</u>	<u>\$ 4,942,645</u>	<u>\$ 2,333,346</u>

SCHEDULE 3

FORREST COUNTY, MISSISSIPPI

SCHEDULE OF THE COUNTY'S PROPORTIONATE SHARE OF THE NET PENSION LIABILITY  
LAST 10 FISCAL YEARS\* - UNAUDITED  
FOR THE YEAR ENDED SEPTEMBER 30, 2018

	2018	2017	2016	2015
County's proportion of the net pension liability (asset)	0.2187%	0.2159%	0.2124%	0.2030%
County's proportionate share of the net pension liability (asset)	\$ 36,376,308	\$ 35,889,908	\$ 37,939,944	\$ 31,379,796
Covered payroll	13,966,178	13,848,470	13,589,327	12,689,638
County's proportionate share of the net pension liability (asset) as a percentage of its covered payroll	260.46%	259.16%	279.19%	247.29%
Plan fiduciary net position as a percentage of the total pension liability	62.54%	61.49%	57.47%	61.70%

\* The amounts presented for each fiscal year were determined as of the twelve months ended at the measurement date of June 30 of the fiscal year presented. This schedule is presented to illustrate the requirement to show information for 10 years. However, GASB Statement No. 68 was implemented for the fiscal year ended September 30, 2015, and, until a full 10 year trend is compiled, the County has only presented information for the years in which information is available.

SCHEDULE 4

**FORREST COUNTY, MISSISSIPPI**

**SCHEDULE OF COUNTY CONTRIBUTIONS  
LAST 10 FISCAL YEARS\* - UNAUDITED  
FOR THE YEAR ENDED SEPTEMBER 30, 2018**

	<u>2018</u>	<u>2017</u>	<u>2016</u>	<u>2015</u>
Contractually required contribution	\$ 2,204,355	\$ 2,188,984	\$ 2,105,376	\$ 1,997,469
Contributions in relation to the contractually required contribution	<u>2,204,355</u>	<u>2,188,984</u>	<u>2,105,376</u>	<u>1,997,469</u>
Contribution deficiency (excess)	<u>\$ -</u>	<u>\$ -</u>	<u>\$ -</u>	<u>\$ -</u>
Covered payroll	\$ 13,995,905	\$ 13,898,311	\$ 13,367,467	\$ 12,682,343
Contributions as a percentage of covered payroll	15.75%	15.75%	15.75%	15.75%

\* This schedule is presented to illustrate the requirement to show information for 10 years. However, GASB Statement No. 68 was implemented for the fiscal year ended September 30, 2015, and, until a full 10 year trend is compiled, the County has only presented information for the years in which information is available.

## FORREST COUNTY, MISSISSIPPI

### NOTES TO THE REQUIRED SUPPLEMENTARY INFORMATION FOR THE YEAR ENDED SEPTEMBER 30, 2018

#### **NOTE 1 - BUDGETARY INFORMATION**

**Budgetary Information** - Statutory requirements dictate how and when the County's budget is to be prepared. Generally, in the month of August, prior to the ensuing fiscal year beginning each October 1, the Board of Supervisors of the County, using historical and anticipated fiscal data and proposed budgets submitted by the Sheriff, Tax Assessor, and the Tax Collector for his or her respective department, prepares an original budget for each of the Governmental Funds for said fiscal year. The completed budget for the fiscal year includes for each fund every source of revenue, each general item of expenditure, and the unencumbered cash and investment balances. When during the fiscal year it appears to the Board of Supervisors that budgetary estimates will not be met, it may make revisions to the budget.

The County's budget is prepared principally on the cash basis of accounting. All appropriations lapse at year end, and there are no encumbrances to budget because state law does not require that funds be available when goods or services are ordered, only when payment is made.

**Basis of Presentation** - The Budgetary Comparison Schedule - Budget and Actual (Non-GAAP Basis) presents the original legally adopted budget, the final legally adopted budget, actual amounts on a budgetary (Non-GAAP Basis) and variances between the final budget and the actual amounts. The schedule is presented for the General Fund and the major Special Revenue Fund. The Budgetary Comparison Schedule - Budget and Actual (Non-GAAP Basis) is a part of required supplemental information.

**Budget/GAAP Reconciliation** - The major differences between the budgetary basis and the GAAP basis are:

1. Revenues are recorded when received in cash (budgetary) as opposed to when susceptible to accrual (GAAP).
2. Expenditures are recorded when paid in cash (budgetary) as opposed to when susceptible to accrual (GAAP).

*(This Space Intentionally Left Blank)*

**FORREST COUNTY, MISSISSIPPI**

**NOTES TO THE REQUIRED SUPPLEMENTARY INFORMATION**

**PAGE TWO**

**FOR THE YEAR ENDED SEPTEMBER 30, 2018**

**NOTE 1 - BUDGETARY INFORMATION (Cont.)**

The following schedule reconciles the budgetary basis schedules to the GAAP basis financial statements for the General Fund and the major Special Revenue Fund:

	<b>Governmental Fund Types</b>	
	<b>General Fund</b>	<b>Road and Bridge Maintenance Fund</b>
<b>Budget (cash basis)</b>	\$ 3,856,307	\$ (438,520)
Increase (decrease):		
Net adjustments for revenue accruals	499,417	(3,694)
Net adjustments for expenditure accruals	393,795	(1,950,507)
<b>GAAP Basis</b>	<b>\$ 4,749,519</b>	<b>\$ (2,392,721)</b>

**NOTE 2 - PENSION SCHEDULES**

***Changes of Assumptions***

2015

The expectation of retired life mortality was changed to the RP-2014 Healthy Annuitant Blue Collar Table projected to 2016 using Scale BB rather than the RP-2000 Mortality Table, which was used prior to 2015.

The expectation of disabled mortality was changed to the RP-2014 Disabled Retiree Table, rather than the RP-2000 Disabled Mortality Table, which was used prior to 2015.

Withdrawal rates, pre-retirement mortality rates, disability rates and service retirement rates were also adjusted to more closely reflect actual experience.

Assumed rates of salary increase were adjusted to more closely reflect actual and anticipated experience.

**FORREST COUNTY, MISSISSIPPI**

**NOTES TO THE REQUIRED SUPPLEMENTARY INFORMATION**

**PAGE THREE**

**FOR THE YEAR ENDED SEPTEMBER 30, 2018**

**NOTE 2 - PENSION SCHEDULES (Cont.)**

The price inflation and investment rate of return assumptions were changed from 3.50% to 3.00% and 8.00% to 7.75%, respectively.

2016

The assumed rate of interest credited to employee contributions was changed from 3.50% to 2.00%.

2017

The expectation of retired life mortality was changed to the RP-2014 Healthy Annuitant Blue Collar Table projected with Scale BB to 2022. Small adjustments were also made to the Mortality Table for disabled lives. The wage inflation assumption was reduced from 3.75% to 3.25%. Withdrawal rates, pre-retirement mortality rates, disability rates and service retirement rates were also adjusted to more closely reflect actual experience. The percentage of active member disabilities assumed to be in the line of duty was increased from 6% to 7%.

**Changes in Benefit Provisions**

2016

Effective July 1, 2016, the interest rate on employee contributions shall be calculated based on the money market rate as published by the Wall Street Journal on December 31 of each preceding year with a minimum rate of one percent and a maximum rate of five percent.

*(This Space Intentionally Left Blank)*



***SUPPLEMENTARY INFORMATION***

SCHEDULE 5

**FORREST COUNTY, MISSISSIPPI**

**SCHEDULE OF EXPENDITURES OF FEDERAL AWARDS  
FOR THE YEAR ENDED SEPTEMBER 30, 2018**

<b>Federal Grantor/Pass-Through Grantor/Program Title</b>	<b>Federal CFDA Number</b>	<b>Pass Through Entity Identifying Number</b>	<b>Federal Expenditures</b>
<b><i>U.S. Department of Agriculture:</i></b>			
Passed-through the Mississippi Office of State Treasurer Schools and Roads - Grants to States	10.665	N/A	<u>\$ 98,371</u>
<b><i>U.S. Department of the Interior:</i></b>			
Payments in Lieu of Taxes (Direct Program)	15.226	N/A	<u>99,796</u>
<b><i>U.S. Department of Justice:</i></b>			
Passed-through the Mississippi Department of Public Safety Edward Byrne Memorial Justice Assistance Grant Program	16.738	N/A	<u>7,881</u>
<b><i>U.S. Department of Transportation:</i></b>			
Federal Highway Administration/Passed-through the Mississippi Department of Transportation: Highway Planning and Construction	20.205	N/A	<u>40,051</u>

SCHEDULE 5  
PAGE TWO

**FORREST COUNTY, MISSISSIPPI**

**SCHEDULE OF EXPENDITURES OF FEDERAL AWARDS  
FOR THE YEAR ENDED SEPTEMBER 30, 2018**

<b>Federal Grantor/Pass-Through Grantor/Program Title</b>	<b>Federal CFDA Number</b>	<b>Agency or Pass Through Number</b>	<b>Federal Expenditures</b>
<b><i>U.S. Department of Health and Human Services:</i></b>			
Substance Abuse and Mental Health Services Administration			
Substance Abuse and Mental Health Services - Projects of Regional and National Significance (Direct Program)	93.243	N/A	<u>\$ 291,015</u>
<b><i>Executive Office of the President:</i></b>			
Passed through the Mississippi Department of Public Safety			
High Intensity Drug Trafficking Areas Program	95.001	N/A	<u>6,344</u>
<b><i>U.S. Department of Homeland Security:</i></b>			
Passed through the Mississippi Emergency Management Agency			
Hazard Mitigation Grant Program	97.039	1604-0529	118,510
Hazard Mitigation Grant Program	97.039	1604-0521	346,501
Hazard Mitigation Grant Program	97.039	1604-0522	<u>157,354</u>
Total U.S. Department of Homeland Security			<u>622,365</u>
<b><i>Total Expenditures of Federal Awards</i></b>			<u><u>\$ 1,165,823</u></u>

**FORREST COUNTY, MISSISSIPPI**

**NOTES TO THE SCHEDULE OF EXPENDITURES OF FEDERAL AWARDS  
FOR THE YEAR ENDED SEPTEMBER 30, 2018**

***NOTE 1 - SIGNIFICANT ACCOUNTING POLICIES***

The accompanying Schedule of Expenditures of Federal Awards is prepared on the modified accrual basis of accounting.

***NOTE 2 - DE MINIMIS COST RATE***

The County elected not to recover indirect costs using the 10% de minimis cost rate.

*(This Space Intentionally Left Blank)*

***OTHER INFORMATION***

SCHEDULE 6

**SCHEDULE OF SURETY BONDS FOR COUNTY OFFICIALS - UNAUDITED  
FOR THE YEAR ENDED SEPTEMBER 30, 2018**

<b>Employee</b>	<b>Position</b>	<b>Surety Company</b>	<b>Bond Amount</b>
David Hogan	Supervisor District 1	Brierfield Insurance Company	\$ 100,000
Charles Marshall	Supervisor District 2	Brierfield Insurance Company	100,000
Burkett Ross	Supervisor District 3	Brierfield Insurance Company	100,000
Roderick Woullard	Supervisor District 4	Western Surety Company	100,000
Chris Bowen	Supervisor District 5	Brierfield Insurance Company	100,000
Jimmy C. Havard	Chancery Clerk	Brierfield Insurance Company	100,000
Betty Carlisle	County Administrator	Brierfield Insurance Company	100,000
Penny Steed	Financial Officer	Brierfield Insurance Company	100,000
Rochelle Campbell	Purchase Clerk	Brierfield Insurance Company	75,000
Martha Jane (Janie) White	Receiving Clerk	Brierfield Insurance Company	75,000
Ashleigh Fontaine	Assistant Purchasing Clerk	RLI Insurance Company	50,000
Beverly D. Temple	Assistant Receiving Clerk	Brierfield Insurance Company	50,000
Brian Dewease	Assistant Receiving Clerk	Brierfield Insurance Company	50,000
Clarissa Kelly	Assistant Receiving Clerk	Brierfield Insurance Company	50,000
Cynthia Myers	Assistant Receiving Clerk	Brierfield Insurance Company	50,000
Daniel L. Lee	Assistant Receiving Clerk	Brierfield Insurance Company	50,000
David Mazingo	Assistant Receiving Clerk	Brierfield Insurance Company	50,000
Deann Dean Clay	Assistant Receiving Clerk	RLI Insurance Company	50,000
Debbie Smith	Assistant Receiving Clerk	Brierfield Insurance Company	50,000
Diane Zachary	Assistant Receiving Clerk	Brierfield Insurance Company	50,000
Doris Middleton	Assistant Receiving Clerk	Brierfield Insurance Company	50,000
Douglas Bolton	Assistant Receiving Clerk	Brierfield Insurance Company	50,000
James Ladner	Assistant Receiving Clerk	Brierfield Insurance Company	50,000
Jimmy L. Murphy	Assistant Receiving Clerk	Brierfield Insurance Company	50,000
Lynn Hall	Assistant Receiving Clerk	Brierfield Insurance Company	50,000
Matt Adams	Assistant Receiving Clerk	Brierfield Insurance Company	50,000
Melanie Schneider	Assistant Receiving Clerk	Brierfield Insurance Company	50,000
Melissa Chambliss Pack	Assistant Receiving Clerk	Brierfield Insurance Company	50,000
Nickie Graham	Assistant Receiving Clerk	Brierfield Insurance Company	50,000
O.B. Cooley, Jr.	Assistant Receiving Clerk	Brierfield Insurance Company	50,000
Pamela Diane Williams	Assistant Receiving Clerk	Brierfield Insurance Company	50,000
Phillip Hendricks	Assistant Receiving Clerk	Brierfield Insurance Company	50,000
Robbie Conway	Assistant Receiving Clerk	Brierfield Insurance Company	50,000
Robert Taylor	Assistant Receiving Clerk	Brierfield Insurance Company	50,000
Ronald D. Sellers	Assistant Receiving Clerk	Brierfield Insurance Company	50,000
Sandi D. Carter	Assistant Receiving Clerk	Brierfield Insurance Company	50,000
Shali Carter	Assistant Receiving Clerk	RLI Insurance Company	50,000
Shannon S. Abney	Assistant Receiving Clerk	Brierfield Insurance Company	50,000
Susan Tew	Assistant Receiving Clerk	Brierfield Insurance Company	50,000
Tommy Pledger	Assistant Receiving Clerk	Brierfield Insurance Company	50,000
Virginia Culpeper	Assistant Receiving Clerk	Brierfield Insurance Company	50,000
Yvonne Herrington	Assistant Receiving Clerk	Brierfield Insurance Company	50,000
James Slade	Road Manager	Brierfield Insurance Company	100,000
Robert Taylor, Jr.	Assistant Road Manager	Brierfield Insurance Company	50,000
Benjamin (Frank) Wade	Inventory Control	Brierfield Insurance Company	75,000
William (Billy) R. McGee	Sheriff	Brierfield Insurance Company	100,000
Jennifer Brown-Travis	Constable	Brierfield Insurance Company	50,000
John Klem	Constable	Brierfield Insurance Company	50,000

SCHEDULE 6  
PAGE TWO

**SCHEDULE OF SURETY BONDS FOR COUNTY OFFICIALS - UNAUDITED  
FOR THE YEAR ENDED SEPTEMBER 30, 2018**

<b>Employee</b>	<b>Position</b>	<b>Surety Company</b>	<b>Bond Amount</b>
Micheal Harris	Constable	Travelers' Casualty & Surety Co.	\$ 50,000
Tommy Cook	Constable	Travelers' Casualty & Surety Co.	50,000
Alyssa Chandlee	Sheriff Deputy	Brierfield Insurance Company	50,000
Carl Pyles	Sheriff Deputy	Brierfield Insurance Company	50,000
Charles Letchworth	Sheriff Deputy	Brierfield Insurance Company	50,000
Chris Bolton	Sheriff Deputy	Brierfield Insurance Company	50,000
Chris G. Johnson	Sheriff Deputy	Brierfield Insurance Company	50,000
Chris Hyatt	Sheriff Deputy	Brierfield Insurance Company	50,000
Chris Selman	Sheriff Deputy	Brierfield Insurance Company	50,000
Clifford Rudder	Sheriff Deputy	Brierfield Insurance Company	50,000
Davis Jarrell	Sheriff Deputy	Brierfield Insurance Company	50,000
Debra Russell	Sheriff Deputy	Brierfield Insurance Company	50,000
Denton Plumlee	Sheriff Deputy	Brierfield Insurance Company	50,000
George Robertson	Sheriff Deputy	Brierfield Insurance Company	50,000
Jarron Guy	Sheriff Deputy	Brierfield Insurance Company	50,000
Jason C Reed	Sheriff Deputy	Brierfield Insurance Company	50,000
Jeremy Brewer	Sheriff Deputy	Brierfield Insurance Company	50,000
John D. Tryner	Sheriff Deputy	Brierfield Insurance Company	50,000
John David Bassett, Jr.	Sheriff Deputy	Brierfield Insurance Company	50,000
John Klem	Sheriff Deputy	Brierfield Insurance Company	50,000
John Matthew Burt	Sheriff Deputy	Brierfield Insurance Company	50,000
Joshual Cain Dobbs	Sheriff Deputy	RLI Insurance Company	50,000
Kenny Johnson	Sheriff Deputy	Brierfield Insurance Company	50,000
Larry Carroll	Sheriff Deputy	Brierfield Insurance Company	50,000
Mathew Findley	Sheriff Deputy	Brierfield Insurance Company	50,000
Matt Adams	Sheriff Deputy	Brierfield Insurance Company	50,000
Michael Riels	Sheriff Deputy	Brierfield Insurance Company	50,000
Nathan Edward	Sheriff Deputy	Brierfield Insurance Company	50,000
Orlando Dantzler	Sheriff Deputy	Brierfield Insurance Company	50,000
Phillip Hendricks	Sheriff Deputy	Brierfield Insurance Company	50,000
Rafael S. Bailey	Sheriff Deputy	Brierfield Insurance Company	50,000
Richard Laubscher	Sheriff Deputy	RLI Insurance Company	50,000
Robert Earl Gray	Sheriff Deputy	Brierfield Insurance Company	50,000
Robert Michael Clark	Sheriff Deputy	RLI Insurance Company	50,000
Shawn W. Jarrell	Sheriff Deputy	RLI Insurance Company	50,000
Stephen G. Gibson	Sheriff Deputy	Brierfield Insurance Company	50,000
Timeka Hudson	Sheriff Deputy	Brierfield Insurance Company	50,000
Timothy L. Hartfield	Sheriff Deputy	RLI Insurance Company	50,000
Wendy Carmichael	Sheriff Deputy	RLI Insurance Company	50,000
Wesley Harris	Sheriff Deputy	Brierfield Insurance Company	50,000
William Lyle Johnson	Sheriff Deputy	Brierfield Insurance Company	50,000
Burnice (Wes) Curry	Justice Court Judge	Brierfield Insurance Company	50,000
Gay Polk-Payton	Justice Court Judge	RLI / SouthGroup Insurance Co.	50,000
Robert Davis	Justice Court Judge	Brierfield Insurance Company	50,000
Gwen Wilks	Circuit Clerk	Brierfield Insurance Company	100,000
Keitha Sparkman	Justice Court Clerk	Brierfield Insurance Company	50,000
Bethanie Carlisle	Justice Court Deputy Clerk	Brierfield Insurance Company	50,000
Cheryl Holder	Justice Court Deputy Clerk	Brierfield Insurance Company	50,000
Faye Moffett	Justice Court Deputy Clerk	Brierfield Insurance Company	75,000

SCHEDULE 6  
PAGE THREE

**SCHEDULE OF SURETY BONDS FOR COUNTY OFFICIALS - UNAUDITED  
FOR THE YEAR ENDED SEPTEMBER 30, 2018**

<b>Employee</b>	<b>Position</b>	<b>Surety Company</b>	<b>Bond Amount</b>
Juanita Wilson	Justice Court Deputy Clerk	Brierfield Insurance Company	\$ 50,000
LaRita Travis	Justice Court Deputy Clerk	Brierfield Insurance Company	50,000
Louise V. Jackson	Justice Court Deputy Clerk	Brierfield Insurance Company	50,000
Patricia Watts	Justice Court Deputy Clerk	Brierfield Insurance Company	50,000
Temeraka Garner	Justice Court Deputy Clerk	RLI / SouthGroup Insurance Company	50,000
Delbert Dearman (Collector)	Tax Collector	Brierfield Insurance Company	100,000
Alice E. Downs	Deputy Tax Collector	Brierfield Insurance Company	50,000
Amy Waters	Deputy Tax Collector	Brierfield Insurance Company	75,000
Brianne S. Nobles	Deputy Tax Collector	Brierfield Insurance Company	50,000
Cynthia D. Lowery-Eads	Deputy Tax Collector	Brierfield Insurance Company	50,000
Janet Latham	Deputy Tax Collector	Brierfield Insurance Company	50,000
Lori L. Ellington	Deputy Tax Collector	Brierfield Insurance Company	50,000
Malcolm Berch	Deputy Tax Collector	Brierfield Insurance Company	50,000
Patricia Bodnar	Deputy Tax Collector	Brierfield Insurance Company	50,000
Peggy Jean Ballard	Deputy Tax Collector	Brierfield Insurance Company	50,000
Valerie Leeper	Deputy Tax Collector	RLI / SouthGroup Insurance Company	50,000
Charla Dunlap	Deputy Tax Collector	Brierfield Insurance Company	100,000
Elsie Bass	Deputy Tax Collector	Brierfield Insurance Company	50,000
Shelly Simmons	Deputy Tax Collector	Brierfield Insurance Company	50,000
Wanda Lee	Deputy Tax Collector	RLI Insurance Company	50,000
Tracy Parker	Deputy Tax Collector	RLI Insurance Company	50,000
Tara Caves	Deputy Tax Collector	Brierfield Insurance Company	50,000
Robby Conway	Deputy Tax Collector	Brierfield Insurance Company	50,000
Jennifer Sherrer	Deputy Tax Collector	Brierfield Insurance Company	25,000
Mary Ann Palmer (Assessor)	Deputy Tax Collector	Brierfield Insurance Company	100,000
Bryan Hunter	Deputy Tax Assessor	Brierfield Insurance Company	25,000
Cassie Brantley	Deputy Tax Assessor	Brierfield Insurance Company	25,000
Quitman Griffin, Jr.	Deputy Tax Assessor	Brierfield Insurance Company	25,000
Robert Tew	Deputy Tax Assessor	Brierfield Insurance Company	25,000
Sandra Brady	Deputy Tax Assessor	Brierfield Insurance Company	25,000
Yvonne Herrington	Deputy Tax Assessor	Brierfield Insurance Company	25,000



## ***SPECIAL REPORTS***



**INDEPENDENT AUDITOR'S REPORT ON INTERNAL CONTROL OVER  
FINANCIAL REPORTING AND ON COMPLIANCE AND OTHER MATTERS  
BASED ON AN AUDIT OF THE FINANCIAL STATEMENTS PERFORMED  
IN ACCORDANCE WITH GOVERNMENT AUDITING STANDARDS**

Members of the Board of Supervisors  
Forrest County, Mississippi

We have audited, in accordance with the auditing standards generally accepted in the United States of America and the standards applicable to financial audits contained in *Government Auditing Standards* issued by the Comptroller General of the United States, the financial statements of the governmental activities, each major fund, and the aggregate remaining fund information of Forrest County, Mississippi (the County), as of and for the year ended September 30, 2018, and the related notes to the financial statements, which collectively comprise the County's basic financial statements, and have issued our report thereon dated June 26, 2019. Our report includes an adverse opinion on the aggregate discretely presented component units due to the omission of the discretely presented component units which are required by accounting principles generally accepted in the United States of America to be reported with the financial data of the County's primary government unless the County also issues financial statements for the financial reporting entity that include the financial data for its component units.

**Internal Control Over Financial Reporting**

In planning and performing our audit of the financial statements, we considered Forrest County, Mississippi's internal control over financial reporting (internal control) to determine the audit procedures that are appropriate in the circumstances for the purpose of expressing our opinions on the financial statements, but not for the purpose of expressing an opinion on the effectiveness of the Forrest County, Mississippi's internal control. Accordingly, we do not express an opinion on the effectiveness of the County's internal control.

- 70 -



**HATTIESBURG**  
2 Southern Pointe Parkway, Suite 100  
Hattiesburg, MS 39401-8025  
  
P. O. Drawer 15099  
Hattiesburg, MS 39404-5099

**COLUMBIA**  
150 Old Highway 98 E  
Columbia, MS 39429-6447  
  
P. O. Box 609  
Columbia, MS 39429-0609

**GULFPORT**  
2019 23rd Avenue  
Gulfport, MS 39501-2968  
  
P. O. Box 1842  
Gulfport, MS 39502-1842

Members of the Board of Supervisors  
Forrest County, Mississippi

Our consideration of internal control was for the limited purpose described in the preceding paragraph and was not designed to identify all deficiencies in internal control that might be material weaknesses or significant deficiencies and therefore, material weaknesses or significant deficiencies may exist that were not identified. However, as described in the accompanying Schedule of Findings and Questioned Costs, we identified certain deficiencies in internal control that we consider to be material weaknesses and significant deficiencies.

A *deficiency in internal control* exists when the design or operation of a control does not allow management or employees, in the normal course of performing their assigned functions, to prevent, or detect and correct, misstatements on a timely basis. A *material weakness* is a deficiency, or a combination of deficiencies, in internal control such that there is a reasonable possibility that a material misstatement of the entity's financial statements will not be prevented, or detected and corrected on a timely basis. We consider the deficiency described in the accompanying Schedule of Findings and Questioned Costs as 2018-001 to be a material weakness.

A *significant deficiency* is a deficiency, or a combination of deficiencies, in internal control that is less severe than a material weakness, yet important enough to merit attention by those charged with governance. We consider the deficiency described in the accompanying Schedule of Findings and Questioned Costs as 2018-002 to be a significant deficiency.

### **Compliance and Other Matters**

As part of obtaining reasonable assurance about whether Forrest County, Mississippi's financial statements are free from material misstatement, we performed tests of its compliance with certain provisions of laws, regulations, contracts and grant agreements, noncompliance with which could have a direct and material effect on the determination of financial statement amounts. However, providing an opinion on compliance with those provisions was not an objective of our audit, and accordingly, we do not express such an opinion. The results of our tests disclosed no instances of noncompliance or other matters that are required to be reported under *Government Auditing Standards*.

We noted certain matters that we reported to the management of Forrest County, Mississippi in the Limited Internal Control and Compliance Review Management Report dated June 26, 2019, included within this document.

Members of the Board of Supervisors  
Forrest County, Mississippi

**Forrest County, Mississippi's Responses to Findings**

Forrest County, Mississippi's responses to the findings identified in our audit are described in the accompanying Schedule of Findings and Questioned Costs. Forrest County, Mississippi's responses were not subjected to the auditing procedures applied in the audit of the financial statements and, accordingly, we express no opinion on them.

**Purpose of this Report**

The purpose of this report is solely to describe the scope of our testing of internal control and compliance and the results of that testing, and not to provide an opinion on the effectiveness of the entity's internal control or on compliance. This report is an integral part of an audit performed in accordance with *Government Auditing Standards* in considering the entity's internal control and compliance. Accordingly, this communication is not suitable for any other purpose. However, this report is a matter of public record and its distribution is not limited.



Hattiesburg, Mississippi  
June 26, 2019



**INDEPENDENT AUDITOR'S REPORT ON COMPLIANCE  
FOR THE MAJOR FEDERAL PROGRAM AND ON INTERNAL CONTROL  
OVER COMPLIANCE REQUIRED BY THE UNIFORM GUIDANCE**

Members of the Board of Supervisors  
Forrest County, Mississippi

**Report on Compliance for the Major Federal Program**

We have audited Forrest County, Mississippi's compliance with the types of compliance requirements described in the *OMB Compliance Supplement* that could have a direct and material effect on Forrest County, Mississippi's major federal program for the year ended September 30, 2018. Forrest County, Mississippi's major federal program is identified in the summary of auditor's results section of the accompanying Schedule of Findings and Questioned Costs.

**Management's Responsibility**

Management is responsible for compliance with federal statutes, regulations, and the terms and conditions of its federal awards applicable to its federal programs.

**Auditor's Responsibility**

Our responsibility is to express an opinion on compliance for Forrest County, Mississippi's major federal program based on our audit of the types of compliance requirements referred to above. We conducted our audit of compliance in accordance with auditing standards generally accepted in the United States of America; the standards applicable to financial audits contained in *Government Auditing Standards*, issued by the Comptroller General of the United States; and the audit requirements of Title 2 U.S. *Code of Federal Regulations* Part 200, *Uniform Administrative Requirements, Cost Principles, and Audit Requirements for Federal Awards* (Uniform Guidance). Those standards and the Uniform Guidance require that we plan and perform the audit to obtain reasonable assurance about whether noncompliance with the types of compliance requirements referred to

- 73 -



**HATTIESBURG**  
2 Southern Pointe Parkway, Suite 100  
Hattiesburg, MS 39401-8025  
  
P. O. Drawer 15099  
Hattiesburg, MS 39404-5099

**COLUMBIA**  
150 Old Highway 98 E  
Columbia, MS 39429-6447  
  
P. O. Box 609  
Columbia, MS 39429-0609

**GULFPORT**  
2019 23rd Avenue  
Gulfport, MS 39501-2968  
  
P. O. Box 1842  
Gulfport, MS 39502-1842

Members of the Board of Supervisors  
Forrest County, Mississippi

above that could have a direct and material effect on a major federal program occurred. An audit includes examining, on a test basis, evidence about Forrest County, Mississippi's compliance with those requirements and performing such other procedures as we considered necessary in the circumstances.

We believe that our audit provides a reasonable basis for our opinion on compliance for the major federal program. However, our audit does not provide a legal determination of Forrest County, Mississippi's compliance.

### **Opinion on the Major Federal Program**

In our opinion, Forrest County, Mississippi complied, in all material respects, with the types of compliance requirements referred to above that could have a direct and material effect on its major federal program for the year ended September 30, 2018.

### **Report on Internal Control Over Compliance**

Management of Forrest County, Mississippi is responsible for establishing and maintaining effective internal control over compliance with the types of compliance requirements referred to above. In planning and performing our audit of compliance, we considered Forrest County, Mississippi's internal control over compliance with the types of requirements that could have a direct and material effect on the major federal program to determine the auditing procedures that are appropriate in the circumstances for the purpose of expressing an opinion on compliance for the major federal program and to test and report on internal control over compliance in accordance with the Uniform Guidance, but not for the purpose of expressing an opinion on the effectiveness of internal control over compliance. Accordingly, we do not express an opinion on the effectiveness of the County's internal control over compliance.

*A deficiency in internal control over compliance* exists when the design or operation of a control over compliance does not allow management or employees, in the normal course of performing their assigned functions, to prevent, or detect and correct, noncompliance with a type of compliance requirement of a federal program on a timely basis. A *material weakness in internal control over compliance* is a deficiency, or combination of deficiencies, in internal control over compliance, such that there is a reasonable possibility that material noncompliance with a type of compliance requirement of a federal program will not be prevented, or detected and corrected, on a timely basis. A *significant deficiency in internal control over compliance* is a deficiency, or a combination of deficiencies, in internal control over compliance with a type of compliance requirement of a federal program that is less severe than a material weakness in internal control over compliance, yet important enough to merit attention by those charged with governance.

Members of the Board of Supervisors  
Forrest County, Mississippi

Our consideration of internal control over compliance was for the limited purpose described in the first paragraph of this section and was not designed to identify all deficiencies in internal control over compliance that might be material weaknesses or significant deficiencies. We did not identify any deficiencies in internal control over compliance that we consider to be material weaknesses. However, material weaknesses may exist that have not been identified.

The purpose of this report on internal control over compliance is solely to describe the scope of our testing of internal control over compliance and the results of that testing based on the requirements of the Uniform Guidance. Accordingly, this report is not suitable for any other purpose. However, this report is a matter of public record and its distribution is not limited.



Hattiesburg, Mississippi  
June 26, 2019



**INDEPENDENT ACCOUNTANT'S REPORT ON CENTRAL PURCHASING SYSTEM,  
INVENTORY CONTROL SYSTEM, AND PURCHASE CLERK SCHEDULES  
(REQUIRED BY SECTION 31-7-115, MISSISSIPPI CODE ANN. (1972))**

Members of the Board of Supervisors  
Forrest County, Mississippi

We have examined Forrest County, Mississippi's (the County) compliance with establishing and maintaining a central purchasing system and inventory control system in accordance with Sections 31-7-101 through 31-7-127, Miss. Code Ann. (1972) and compliance with the purchasing requirements in accordance with bid requirements of Section 31-7-13, Miss. Code Ann. (1972) during the year ended September 30, 2018. The Board of Supervisors of Forrest County, Mississippi is responsible for the County's compliance with those requirements. Our responsibility is to express an opinion on the County's compliance based on our examination.

Our examination was conducted in accordance with attestation standards established by the American Institute of Certified Public Accountants and, accordingly, included examining, on a test basis, evidence about the County's compliance with those requirements and performing such other procedures as we considered necessary in the circumstances. We believe our examination provides a reasonable basis for our opinion. Our examination does not provide a legal determination on the County's compliance with specified requirements. The Board of Supervisors of Forrest County, Mississippi, has established centralized purchasing for all funds of the County and has established an inventory control system. The objective of the central purchasing system is to provide reasonable, but not absolute, assurance that purchases are executed in accordance with state law.

Because of inherent limitations in any central purchasing system and inventory control system, errors or irregularities may occur and not be detected. Also, projection of any current evaluation of the system to future periods is subject to the risk that procedures may become inadequate because of changes in conditions or that the degree of compliance with the procedures may deteriorate.

- 76 -



**HATTIESBURG**  
2 Southern Pointe Parkway, Suite 100  
Hattiesburg, MS 39401-8025  
  
P. O. Drawer 15099  
Hattiesburg, MS 39404-5099

**COLUMBIA**  
150 Old Highway 98 E  
Columbia, MS 39429-6447  
  
P. O. Box 609  
Columbia, MS 39429-0609

**GULFPORT**  
2019 23rd Avenue  
Gulfport, MS 39501-2968  
  
P. O. Box 1842  
Gulfport, MS 39502-1842



Members of the Board of Supervisors  
Forrest County, Mississippi

In our opinion, Forrest County, Mississippi, complied, in all material respects, with state laws governing central purchasing, inventory and bid requirements for the year ended September 30, 2018.

The accompanying schedules of (1) Purchases Not Made from the Lowest Bidder; (2) Emergency Purchases; and (3) Purchases Made Noncompetitively from a Sole Source are presented in accordance with Section 31-7-115, Miss. Code Ann. (1972). The information contained on these schedules has been subjected to procedures performed in connection with our aforementioned examination and, in our opinion, is fairly presented in relation to that examination.

This report is intended for use in evaluating Forrest County, Mississippi's compliance with the aforementioned requirements, and is not intended to be and should not be relied upon for any other purpose. However, this report is a matter of public record and its distribution is not limited.



Hattiesburg, Mississippi  
June 26, 2019

SCHEDULE 7

**FORREST COUNTY, MISSISSIPPI**

**SCHEDULE OF PURCHASES FROM OTHER THAN THE LOWEST BIDDER  
FOR THE YEAR ENDED SEPTEMBER 30, 2018**

Our tests did not identify any purchases from other than the lowest bidder.

SCHEDULE 8

**FORREST COUNTY, MISSISSIPPI**

**SCHEDULE OF EMERGENCY PURCHASES  
FOR THE YEAR ENDED SEPTEMBER 30, 2018**

<b>Date</b>	<b>Item Purchased</b>	<b>Amount Paid</b>	<b>Vendor</b>	<b>Reason for Emergency Purchase</b>
10/2/2017	Lexmark Printer	\$ 525	Lewis Printing	To replace the broken one in the Chancery Clerk's Department.
10/16/2017	Printer	135	Lewis Printing	To replace the broken one in the Elections Department.
1/16/2018	Lexmark Printer	1,199	Lewis Printing	To replace the broken one in the Tax Assessor's Department.
7/19/2018	Electric Stove	339	Lowe's	To replace the broken one in the Glendale Community Center
7/19/2018	Outdoot Boat Motor	2,243	Mercury Marine	Sheriff's Search & Rescue
7/19/2018	Boat Trailer	699	Lewis Printing	Sheriff's Search & Rescue
7/19/2018	Inflatable Boat, Scippers, and Scuba Tank Quick Fill	3,140	Inmar Marine Group	Sheriff's Search & Rescue
9/24/2018	Dell Desktop Computer	1,113	Dell	To replace a broken computer in the District Attorney's Office.

SCHEDULE 9

**FORREST COUNTY, MISSISSIPPI**

**SCHEDULE OF PURCHASES MADE NONCOMPETITIVELY FROM A SOLE SOURCE  
FOR THE YEAR ENDED SEPTEMBER 30, 2018**

<b>Date</b>	<b>Item Purchased</b>	<b>Amount Paid</b>	<b>Vendor</b>
3/6/2018	Sewer Chewer Kit	\$28,261	Scoggins Pump Repair and Welding Shop



## **LIMITED INTERNAL CONTROL AND COMPLIANCE REVIEW MANAGEMENT REPORT**

Members of the Board of Supervisors  
Forrest County, Mississippi

In planning and performing our audit of the financial statements of Forrest County, Mississippi for the year ended September 30, 2018, we considered Forrest County, Mississippi's internal control to determine our auditing procedures for the purpose of expressing our opinions on the financial statements and not to provide assurance on internal control.

In addition, for areas not considered material to Forrest County, Mississippi's financial reporting, we have performed some additional limited internal control and state legal compliance review procedures as identified in the state legal compliance audit program issued by the Office of the State Auditor. Our procedures were substantially less in scope than an audit, the objective of which is the expression of an opinion on the County's compliance with these requirements. Accordingly, we do not express such an opinion. This report does not affect our report dated June 26, 2019, on the financial statements of Forrest County, Mississippi.

Due to the reduced scope, these review procedures and compliance tests cannot and do not provide absolute assurance that all state legal requirements have been complied with. Also, our consideration of internal control would not necessarily disclose all matters within the internal control that might be weaknesses. In accordance with Section 7-7-211, Miss. Code Ann. (1972), the Office of the State Auditor, when deemed necessary, may conduct additional procedures and tests of transactions for this or other fiscal years to ensure compliance with legal requirements.

The results of our review procedures and compliance tests identified certain immaterial instances of noncompliance with state laws and regulations that are opportunities for strengthening internal controls and operating efficiency.

- 81 -



**HATTIESBURG**  
2 Southern Pointe Parkway, Suite 100  
Hattiesburg, MS 39401-8025  
  
P. O. Drawer 15099  
Hattiesburg, MS 39404-5099

**COLUMBIA**  
150 Old Highway 98 E  
Columbia, MS 39429-6447  
  
P. O. Box 609  
Columbia, MS 39429-0609

**GULFPORT**  
2019 23rd Avenue  
Gulfport, MS 39501-2968  
  
P. O. Box 1842  
Gulfport, MS 39502-1842

Members of the Board of Supervisors  
Forrest County, Mississippi

Our finding, recommendation, and your response are disclosed below:

**Board of Supervisors**

1. Finding

According to Mississippi Code Section 27-39-321, with respect to ad valorem taxes levied for each fiscal year, no political subdivision may levy ad valorem taxes in any fiscal year which would render in total receipts from all levies an amount more than the receipts from that source during any one of the immediately preceding three fiscal years, as determined by the levying governing authority, plus, at the option of the taxing authority, an increase not to exceed 10.00% of such receipts. During the fiscal year ended September 30, 2018 the collection of ad valorem taxes by the County exceeded the above-noted 10% limitation for taxes collected in the Bridge and Culvert Fund.

Recommendation


We recommend that the County does not levy ad valorem taxes in any fiscal year which would render in total receipts from all levies an amount more than the receipts from the previous three years, plus an increase not to exceed 10.00%.

Board of Supervisor's Response

The County will make sure that the ad valorem taxes levied will not cause receipts to exceed the 10.00% cap.

Forrest County, Mississippi's response to the finding included in this report was not audited, and accordingly, we express no opinion on it.

This report is intended solely for the information and use of management, the Board of Supervisors, and others within the entity and is not intended to be and should not be used by anyone other than these parties. However, this report is a matter of public record and its distribution is not limited.

  
Hattiesburg, Mississippi  
June 26, 2019

***SCHEDULE OF FINDINGS AND  
QUESTIONED COSTS***

## FORREST COUNTY, MISSISSIPPI

### SCHEDULE OF FINDINGS AND QUESTIONED COSTS FOR THE YEAR ENDED SEPTEMBER 30, 2018

#### SECTION 1: SUMMARY OF AUDITOR'S RESULTS

##### **Financial Statements:**

- |    |  |            |
|----|--|------------|
| 1. | Type of auditor's report issued on the financial statements: |            |
|    | Governmental activities                                      | Unmodified |
|    | General Fund   | Unmodified |
|    | Road and Bridge Maintenance Fund                             | Unmodified |
|    | Aggregate remaining fund information                         | Unmodified |
|    | Aggregate discretely presented component units               | Adverse    |
| 2. | Internal control over financial reporting:                   |            |
|    | A. Material weakness identified?                             | Yes        |
|    | B. Significant deficiency identified?                        | Yes        |
| 3. | Noncompliance material to the financial statements noted?    | No         |

##### **Federal Awards:**

- |    |  |               |
|----|--|---------------|
| 4. | Internal control over the major federal program:   |               |
|    | A. Material weakness identified?   | No            |
|    | B. Significant deficiency identified?  | None reported |
| 5. | Type of auditor's report issued on compliance for the major federal program:                       | Unmodified    |
| 6. | Any audit findings disclosed that are required to be reported in accordance with 2 CFR 200.516(a)? | No            |
| 7. | Identification of the major federal program:   |               |

<u><b>CFDA Number</b></u>	<u><b>Name of Federal Program or Cluster</b></u>
---------------------------	--

97.039	Hazard Mitigation Grant
--------	-------------------------

- |    |  |           |
|----|--|-----------|
| 8. | Dollar threshold used to distinguish between type A and type B programs: | \$750,000 |
| 9. | Auditee qualified as low-risk auditee?                                   | No        |



## FORREST COUNTY, MISSISSIPPI

### SCHEDULE OF FINDINGS AND QUESTIONED COSTS

#### PAGE TWO

FOR THE YEAR ENDED SEPTEMBER 30, 2018

### **SECTION 2: FINANCIAL STATEMENT FINDINGS**

#### **Board of Supervisors**

##### Material Weakness

2018-001 The financial statements do not include the financial data for the County's legally separate component units.

##### Finding

Generally accepted accounting principles require the financial data for the County's component units to be reported with the financial data of the County's primary government unless the County also issues financial statements for the financial reporting entity that include the financial data for its component units. The financial statements do not include the financial data for the County's legally separate component units. The failure to properly follow generally accepted accounting principles resulted in an adverse opinion on the discretely presented component units.

##### Recommendation

The Board of Supervisors should provide the financial data for its discretely presented component units for the inclusion in the County's financial statements.

##### Board of Supervisor's Response

Corrective action will be taken in the form of maintaining the data.

##### Significant Deficiency

2018-002 The Sheriff's Office should perform monthly reconciliations between the Jail Tracker software and the settlement reports.

##### Finding

Monthly reconciliations were not performed between the receipts included in the Sheriff's settlement reports and what was recorded as receipts in the Jail Tracker Software System.

**FORREST COUNTY, MISSISSIPPI**

**SCHEDULE OF FINDINGS AND QUESTIONED COSTS**

**PAGE THREE**

**FOR THE YEAR ENDED SEPTEMBER 30, 2018**

***SECTION 2: FINANCIAL STATEMENT FINDINGS (Cont.)***

Recommendation

The Sheriff's office should perform monthly reconciliations of receipts recorded in the Jail Tracker Software System to the manual receipts used in the preparation of Settlement reports that are remitted to the Chancery Clerk's office on a timely basis.

Sheriff's Response

Effective June 2018, the Sheriff's office staff has been working with the software program in an effort to perform the monthly reconciliations between the Sheriff's Jail Tracker reports and the Settlement reports remitted to the Chancery Clerk. Although not completely tied to the Jail Tracker system at the end of the audit period, the reports are being timely reviewed and final approval given as acknowledged by the reviewer's signature.

***SECTION 3: FEDERAL AWARD FINDINGS AND QUESTIONED COSTS***

The results of our tests did not disclose any findings and questioned costs related to federal awards.

*(This Space Intentionally Left Blank)*