



The following document was not prepared by the Office of the State Auditor, but was prepared by and submitted to the Office of the State Auditor by a private CPA firm. The document was placed on this web page as it was submitted. The Office of the State Auditor assumes no responsibility for its content or for any errors located in the document. Any questions of accuracy or authenticity concerning this document should be submitted to the CPA firm that prepared the document. The name and address of the CPA firm appears in the document.



BROWN, EWING & CO.
P. A.
CERTIFIED PUBLIC ACCOUNTANTS

August 2, 2019


Ms. Emily McNeil, CPA
State of Mississippi
Office of the State Auditor
P. O. Box 956
Jackson, MS 39205

Dear Ms. McNeil:

Enclosed is copy of the City of Port Gibson, MS audited financial statements for the year ended June 30, 2018.


Please feel free to contact us with any questions or comments you may have.

Sincerely,



David Ewing, Jr., CPA
Partner

Mfd
COPY: Lee Ethel King, City Clerk



CITY OF PORT GIBSON, MISSISSIPPI
AUDITED FINANCIAL STATEMENTS
SEPTEMBER 30, 2018



CITY OF PORT GIBSON, MISSISSIPPI
TABLE OF CONTENTS
September 30, 2018

	EXHIBIT	PAGE(S)
INDEPENDENT AUDITOR'S REPORT		1 - 3
MANAGEMENT'S DISCUSSION AND ANALYSIS		4 - 9
BASIC FINANCIAL STATEMENTS		
Statement of Net Position		10
Statement of Activities		11
Reconciliation of Governmental Funds Balance Sheet to the Statement of Net Position		12
Balance Sheet - Governmental Funds		13
Combined Statement of Revenues, Expenditures, and Changes in Fund Balances - Governmental Funds		14
Reconciliation of the Statement of Revenues, Expenditures, and Changes in Fund Balances of Governmental Funds to the Statement of Activities		15
Statement of Revenues, Expenditures, and Changes in Net Position Budget and Actual - General Fund		16
Statement of Net Position - Proprietary Fund		17
Statement of Revenues, Expenditures, and Changes in Net Position Proprietary Fund		18
Statement of Cash Flows - All Proprietary Fund Types		19
Notes to the Financial Statements		20 - 40
REQUIRED SUPPLEMENTARY INFORMATION		
Schedule of the City's Proportionate Share of the Net Pension Liability		42
Schedule of the City's Contributions		43
SUPPLEMENTARY INFORMATION		
REPORTS ON COMPLIANCE AND INTERNAL CONTROL		
Independent Auditor's Report on Internal Control Over Financial Reporting and on Compliance and Other Matters Based on an Audit of Financial Statements Performed in Accordance with <i>Government Auditing Standards</i>		45 - 46

SCHEDULE OF AUDIT FINDINGS AND RESPONSES	47
Independent Auditor's Report on Compliance with State Laws and Regulations	48
Schedule of Surety Bonds for Municipal Officials	49
Statement of Legal Debt Limit	50
Schedule of Long-Term Debt	51



BROWN, EWING & CO.
P. A.
CERTIFIED PUBLIC ACCOUNTANTS

INDEPENDENT AUDITOR'S REPORT

The Honorable Mayor Fred Reeves
and Honorable Members of the Board of Alderman
City of Port Gibson, Mississippi

We have audited the accompanying financial statements of the governmental activities, the business-type activities, each major fund, and the aggregate remaining fund information of the City of Port Gibson, Mississippi, as of and for the year ended September 30, 2018, and the related notes to the financial statements, which collectively comprise the City's basic financial statements as listed in the table of contents.

Management's Responsibility for the Financial Statements

Management is responsible for the preparation and fair presentation of these financial statements in accordance with accounting principles generally accepted in the United States of America; this includes the design, implementation, and maintenance of internal control relevant to the preparation and fair presentation of financial statements that are free from material misstatement, whether due to fraud or error.

Auditor's Responsibility

Our responsibility is to express opinions on these financial statements based on our audit. We conducted our audit in accordance with auditing standards generally accepted in the United States of America and the standards applicable to financial audits contained in *Government Auditing Standards*, issued by the Comptroller General of the United States. Those standards require that we plan and perform the audit to obtain reasonable assurance about whether the financial statements are free from material misstatement.

An audit involves performing procedures to obtain audit evidence about the amounts and disclosures in the financial statements. The procedures selected depend on the auditor's judgment, including the assessment of the risks of material misstatement of the financial statements, whether due to fraud or error. In making those risk assessments, the auditor considers internal control relevant to the entity's preparation and fair presentation of the financial statements in order to design audit procedures that are appropriate in the circumstances, but not for the purpose of expressing an opinion on the effectiveness of the entity's internal control. Accordingly, we express no such opinion. An audit also includes evaluating the appropriateness of accounting policies used and the reasonableness of significant accounting estimates made by management, as well as evaluating the overall presentation of the financial statements.

We believe that the audit evidence we have obtained is sufficient and appropriate to provide a basis for our audit opinions.

Opinions

In our opinion, the financial statements referred to above present fairly, in all material respects, the respective financial position of the governmental activities, the business-type activities, each major fund, and the aggregate remaining fund information of the City of Port Gibson, Mississippi, as of September 30, 2018, and the respective changes in financial position and, where applicable, cash flows thereof for the year then ended in accordance with accounting principles generally accepted in the United States of America.

Other Matters

Required Supplementary Information

Accounting principles generally accepted in the United States of America require that the management's discussion and analysis (pages 4-9), budgetary comparison information (page 16), and pension information (page 42) be presented to supplement the basic financial statements. Such information, although not a part of the basic financial statements, is required by Governmental Accounting Standards Board, who considers it to be an essential part of financial reporting for placing the basic financial statements in an appropriate operational, economic, or historical context. We have applied certain limited procedures to the required supplementary information in accordance with auditing standards generally accepted in the United States of America, which consisted of inquiries of management about the methods of preparing the information and comparing the information for consistency with management's responses to our inquiries, the basic financial statements, and other knowledge we obtained during our audit of the basic financial statements. We do not express an opinion or provide any assurance on the information because the limited procedures do not provide us with sufficient evidence to express an opinion or provide any assurance.

Other Information

Our audit was conducted for the purpose of forming an opinion on the financial statements that collectively comprise the City of Port Gibson, Mississippi's basic financial statements. The introductory section, combining and individual nonmajor fund financial statements, and statistical section are presented for the purpose of additional analysis and are not a required part of the basic financial statements.

The combining and individual nonmajor fund financial statements are the responsibility of management and were derived from and relate directly to the underlying accounting and other records used to prepare the basic financial statements. Such information has been subjected to the auditing procedures applied in the audit of the basic financial statements and certain additional procedures, including comparing and reconciling such information directly to the underlying accounting and other records used to prepare the basic financial statements or to the basic financial statements themselves, and other additional procedures in accordance with auditing standards generally accepted in the United States of America. In our opinion, the combining and individual nonmajor fund financial statements are fairly stated, in all material respects, in relation to the basic financial statements as a whole.



The introductory section has not been subjected to the auditing procedures applied in the audit of the basic financial statements and, accordingly, we do not express an opinion or provide any assurance on them.

Other Reporting Required by Government Auditing Standards

In accordance with *Government Auditing Standards*, we have also issued our report dated August 2, 2019, on our consideration of the City of Port Gibson, Mississippi's internal control over financial reporting and on our tests of its compliance with certain provisions of laws, regulations, contracts, and grant agreements and other matters. The purpose of that report is to describe the scope of our testing of internal control over financial reporting and compliance and the results of that testing, and not to provide an opinion on internal control over financial reporting or on compliance. That report is an integral part of an audit performed in accordance with *Government Auditing Standards* in considering City of Port Gibson, Mississippi's internal control over financial reporting and compliance.

Brown, Eg & Co.
Ridgeland, Mississippi
August 2, 2019

CITY OF PORT GIBSON, MISSISSIPPI
Management's Discussion and Analysis
September 30, 2018

INTRODUCTION

The discussion and analysis of the City of Port Gibson, Mississippi's annual financial performance provides an overall narrative review of the City's financial activities for the year ended September 30, 2018. The intent of this discussion and analysis is to look at the City's performance as a whole; we encourage readers to consider the information presented here in conjunction with additional information that we have furnished.

FINANCIAL HIGHLIGHTS

The assets of the City of Port Gibson, Mississippi exceeded its liabilities at the close of the most recent fiscal year by \$5,733,421 (*net positions*). Of this amount, \$889,719 (*unrestricted net positions*) is a deficit and no amount is available to meet the City's ongoing obligations to citizens and creditors.

The City's total net positions decreased by \$479,810. This increase is due to a decrease in debt.

As of close of the current fiscal year, the City's governmental funds reported combined ending fund balances of \$2,067,752, a decrease of \$239,455 in comparison with the prior year. Approximately \$798,709 or 38.63% of this total amount, none is *available for spending* at the City's discretion (*unrestricted fund balance*) since there is a deficit.

At the end of the current fiscal year, unassigned fund balance for the general fund was \$1,181,476, or 69.20% of total general fund expenditures.

The City's total long-term debt had a net decrease of \$47,784 or 0.80% during the current fiscal year. The key factor in this increase was due to retirement of debt and debt forgiveness with the Mississippi Department of Health for water and sewer infrastructure improvements.

OVERVIEW OF FINANCIAL STATEMENTS

This discussion and analysis are intended to serve as an introduction to the City's basic financial statements. The City's basic financial statements comprise three components: 1) government-wide financial statements, 2) fund financial statements, and 3) notes to the financial statements. This report also contains other supplementary information in addition to the basic financial statements themselves.

GOVERNMENT - WIDE FINANCIAL STATEMENTS

The government-wide financial statements report information about the City as a whole using accounting methods similar to those used by private-sector companies. The City reports all revenues and expenses regardless of when cash is received or paid. Furthermore, the government-wide statements include all of the City's assets (including infrastructure acquired after July 1, 1980) and all of the City's liabilities (including long-term debt).

CITY OF PORT GIBSON, MISSISSIPPI
Management's Discussion and Analysis
September 30, 2018


The government-wide financial statements are divided into two categories, which are described as follows:

- ◆ **Governmental Activities** - Expenses incurred in connection with providing basic services including public safety, culture, recreation, public works, and general administration are reported as governmental activities. The governmental activities are financed by taxes, license and permit fees, intergovernmental sources, and utility franchise arrangements.
- ◆ **Business - Type Activities** - Expenses associated with providing utility services are recovered through fees paid by the customers that utilize these services. These activities are operated in a manner similar to commercial enterprises. Accordingly, activities associated with these services are reported as business type activities.

FUND FINANCIAL STATEMENTS

Fund financial statements provide detailed information regarding the City's most significant activities and are not intended to provide information for the City as a whole. Funds are accounting devices that are used to account for specific sources of funds. The City has two types of funds that are described as follows:

- ◆ **Governmental Funds** - These funds are used to account for essentially the same functions that are reported as governmental activities in the government-wide financial statements. However, unlike government-wide financial statements, the governmental funds use a modified accrual basis of accounting that provides a short-term view of the City's finances. Assets reported by governmental funds are limited to amounts that are available for current needs. In addition, liabilities are limited to amounts that are expected to be paid from currently available assets.
- ◆ **Proprietary Fund** - These funds are used to account for activities that function in a manner similar to commercial enterprises. Proprietary fund financial statements typically provide a more detail presentation of the information reported in the business-type activities portion of the government-wide financial statements.



CITY OF PORT GIBSON, MISSISSIPPI
Management's Discussion and Analysis
September 30, 2018

GOVERNMENT - WIDE FINANCIAL ANALYSIS

NET POSITION

A condensed version of the government-wide Statement of Net Position is presented as follows:

	<u>Governmental Activities</u>		<u>Business Type Activities</u>		<u>Total</u>	<u>Total</u>
	<u>2018</u>	<u>2017</u>	<u>2018</u>	<u>2017</u>	<u>2018</u>	<u>2017</u>
<u>Assets:</u>						
Current and Other Assets	\$ 1,329,554	\$ 1,196,877	926,591	814,556	\$ 2,256,145	\$ 2,011,433
Capital Assets	<u>2,866,461</u>	<u>3,044,571</u>	<u>7,082,405</u>	<u>7,297,156</u>	<u>9,948,866</u>	<u>10,341,727</u>
Total Assets	<u>4,196,015</u>	<u>4,241,448</u>	<u>8,008,996</u>	<u>8,111,712</u>	<u>12,205,011</u>	<u>12,353,160</u>
Deferred outflow of resources	<u>134,255</u>	<u>275,019</u>	<u>36,145</u>	<u>49,937</u>	<u>170,400</u>	<u>324,956</u>
<u>Liabilities:</u>						
Current and Other Liabilities	86,691	79,823	411,745	275,317	498,436	355,140
Long-term Liabilities	<u>1,985,645</u>	<u>1,998,949</u>	<u>3,933,051</u>	<u>3,967,531</u>	<u>5,918,696</u>	<u>5,966,480</u>
Total Liabilities	<u>2,072,336</u>	<u>2,078,772</u>	<u>4,344,796</u>	<u>4,242,848</u>	<u>6,417,132</u>	<u>6,321,620</u>
Deferred inflows of resources	<u>190,182</u>	<u>130,488</u>	<u>34,676</u>	<u>12,777</u>	<u>224,858</u>	<u>143,265</u>
<u>Net Position:</u>						
Invested in Capital Assets (Net)	2,866,461	3,044,571	3,592,672	6,977,411	6,459,133	10,021,982
Restricted	-	-	164,007	162,497	164,007	162,497
Unrestricted	<u>(798,709)</u>	<u>(737,364)</u>	<u>(91,010)</u>	<u>(3,233,884)</u>	<u>(889,719)</u>	<u>(3,971,248)</u>
Total Net Position	<u>\$ 2,067,752</u>	<u>\$ 2,307,207</u>	<u>3,665,669</u>	<u>3,906,024</u>	<u>\$ 5,733,421</u>	<u>\$ 6,213,231</u>

As the presentation appearing above demonstrates, the largest portion of the City's net positions of \$5,733,421, or 112.66%, are invested in capital assets. Net assets invested in capital assets consist of land, buildings, equipment, and any infrastructure acquired prior to September 30, 2018 less any debt used to acquire assets that remains outstanding. The City uses these capital assets to provide services to its citizens; consequently, these amounts are not available for future spending.

An additional portion of the net assets, 2.86%, represent resources that are subject to restrictions that are imposed by agreements with the City's requirements imposed by various revenue sources. The remaining unrestricted net assets deficit 15.52% is not available to be used to meet the City's ongoing obligations to citizens and creditors.

CITY OF PORT GIBSON, MISSISSIPPI
Management's Discussion and Analysis
September 30, 2018

The following are significant current year transactions that have had an impact on the Statement of Net Position.

- ◆ Increase in total current assets in the amount of \$244,712.
- ◆ Decrease in net capital assets in the amount of \$392,861.
- ◆ Increase in current liabilities in the amount of \$143,296.
- ◆ Decrease in long-term liabilities in the amount of \$47,784.

CHANGES IN NET POSITION

A condensed version of the government-wide Statement of Changes in Net Position is presented as follows:

	<u>Governmental Activities</u>		<u>Business Type Activities</u>		<u>Total</u>	<u>Total</u>
	2018	2017	2018	2017	2018	2017
Revenues:						
Program Revenue:						
Charges for services	\$ 133,128	\$ 133,974	1,004,165	1,017,017	\$ 1,137,293	\$ 1,150,991
Operating grants and contributions	16,325	21,527	-	-	16,325	21,527
Capital grants and contributions	20,400	100,809	179,060	-	199,460	100,809
General Revenue:						
Property taxes	1,034,003	1,039,169	-	-	1,034,003	1,039,169
Sales taxes	359,577	334,149	-	-	359,577	334,149
Franchise taxes	101,625	93,778	-	-	101,625	93,778
Charges for services	140,478	138,296	-	-	140,478	138,296
Licenses and permits	5,989	7,330	-	-	5,989	7,330
Fines and forfeits	8,562	9,467	-	-	8,562	9,467
Other	11,765	161,390	53,854	61,003	65,619	222,393
Total Revenue	<u>1,831,852</u>	<u>2,039,889</u>	<u>1,237,079</u>	<u>1,078,020</u>	<u>3,068,931</u>	<u>3,117,909</u>
Program Expenses:						
General Government						
Finance & Administrative	693,690	680,225	-	-	693,690	680,225
Public safety	753,363	683,713	-	-	753,363	683,713
Parks and recreation	23,035	15,520	-	-	23,035	15,520
Sanitation	103,356	103,356	-	-	103,356	103,356
Public works	483,868	510,665	-	-	483,868	510,665
Interest on long-term debt	13,995	14,976	-	-	13,995	14,976
Water/Sewer	-	-	1,477,434	974,623	1,477,434	974,623
Total Expenses	<u>2,071,307</u>	<u>2,008,455</u>	<u>1,477,434</u>	<u>974,623</u>	<u>3,548,741</u>	<u>2,983,078</u>
Increase (decrease) in Net Assets						
Before Transfers and Special Items	(239,455)	31,434	(240,355)	103,397	(479,810)	134,831
Change in Net Positions	(239,455)	31,434	(240,355)	103,397	(479,810)	134,831
Net Position Beginning	<u>2,307,207</u>	<u>2,299,529</u>	<u>3,906,024</u>	<u>3,271,273</u>	<u>6,213,231</u>	<u>5,570,802</u>
Prior period adjustment	-	(23,756)	-	(4,278)	-	(28,034)
Net Position Ending	<u>\$ 2,067,752</u>	<u>\$ 2,307,207</u>	<u>3,665,669</u>	<u>3,370,392</u>	<u>\$ 5,733,421</u>	<u>\$ 5,677,599</u>

CITY OF PORT GIBSON, MISSISSIPPI
Management's Discussion and Analysis
September 30, 2018

The following are significant current year transactions that have had an impact on the Statement of Activities:

Governmental activities. Governmental activities decreased the City's net position by \$239,455, accounting for 10.38% of the decrease in the City's net assets. A key element of this decrease is detailed as follows:

- ♦ Capital grants and contribution revenue decreased by \$80,409 or 79.76% during the year.
- ♦ Other revenue decreased by \$149,625 or 92.41% during the year.
- ♦ Public works department expense decreased by \$26,997 or 5.28%

Business-type activities. Business-type activities increased the City's net position by \$295,277, accounting for 8.76% of the increase in the City's net position. Key elements of this increase are as follows:

- ♦ Capital grant and contribution revenue for the business-type activities increased by \$179,060 or 100%.

FINANCIAL ANALYSIS OF THE GOVERNMENT'S FUNDS

As noted earlier, the City uses fund accounting to ensure and demonstrate compliance with finance-related legal requirements.

Governmental Funds - The focus of the City's governmental funds is to provide information on current inflows, outflows, and balances of expendable resources. Such information is useful in assessing the City's financing requirements. In particular, unreserve fund balance may serve as a useful measure of the City's net resources available for spending at the end of the fiscal year.

As of the end of the current fiscal year, the City's governmental funds reported combined ending fund balances of \$2,067,752, a decrease of \$239,455 in comparison to the prior year. In addition, the City's general fund, reported a net position of \$1,181,476, which is available for spending at the City's discretion.

Proprietary Funds - are used to report the same functions presented as business-type activities in the government-wide financial statements. The City uses a proprietary fund to account for the water and sewer funds. Fund financial statements for the proprietary fund provide the same type of information as the government-wide financial statements, only in more detail.



CITY OF PORT GIBSON, MISSISSIPPI
Management's Discussion and Analysis
September 30, 2018

BUDGETARY HIGHLIGHTS OF MAJOR FUNDS

A schedule showing the original and final budget amounts compared to the City's actual financial activity for the General Fund is provided in this report as part of the basic financial statements. Significant revisions to the General Fund's budget during the fiscal year are as follows:

- ◆ Actual property tax revenue collected during the fiscal year decreased compared to the prior year, but exceeded budget amounts due primarily to an underestimated budget amount.
- ◆ Actual intergovernmental revenues reported for the fiscal year decreased compared to the prior year, but exceeded budgeted amounts due to an underestimated budget amount.
- ◆ Actual expenditures for the general fund were more than the budgeted amounts primarily due to a failure to budget for the retirement of long-term debt.

CAPITAL ASSET AND DEBT ADMINISTRATION

Capital asset - As of September 30, 2018, the City's total capital assets were \$18,497,458. This includes land, buildings, furniture and equipment, mobile equipment, and infrastructure. This amount represents a gross increase, before depreciation, of \$4,268,914 from the previous fiscal year. The majority of this increase is due to improvements made to city sanitary sewer collection system and the drinking water system.

Total accumulated depreciation as of September 30, 2018 was \$8,548,592, including \$729,036 of depreciation expense for the year. The balance in total net capital assets was \$9,948,866 at year end.

Debt Administration - As of September 30, 2018, the City had \$3,903,612 in long term debt outstanding. This includes state revolving loans and obligations under capital leases. Of this debt, \$235,411 is due within one year.

CONTACTING THE CITY'S FINANCIAL MANAGEMENT

This financial report is designed to provide our citizens, taxpayers, customers, and investors and creditors with a general overview of the City's finances and to demonstrate the City's accountability for the funds it receives. If you have questions about this report or need additional financial information, please contact the City of Port Gibson at P. O. Box 607, Port Gibson, Mississippi 39150.

CITY OF PORT GIBSON, MISSISSIPPI
Statement of Net Position
For the Year Ended September 30, 2018

	Primary Government		
	Governmental Activities	Business-Type Activities	Total
ASSETS			
Cash and cash equivalents	\$ 1,135,087	749,399	\$ 1,884,486
Accounts receivable, net	4,420	13,185	17,605
Other receivables	-	-	-
Intergovernmental receivables	28,602	-	28,602
Due from other funds	161,445	-	161,445
Restricted Assets:			
Cash and cash equivalents	-	164,007	164,007
Capital Assets:			
Land	185,872	-	185,872
Buildings	2,351,435	134,286	2,485,721
Improvements other than buildings	-	6,814,434	6,814,434
Automotive and equipment	47,383	24,905	72,288
Machinery and equipment	32,502	101,520	134,022
Construction in progress	249,269	7,260	256,529
TOTAL ASSETS	<u>4,196,015</u>	<u>8,008,996</u>	<u>12,205,011</u>
Deferred Outflows of Resources			
Deferred outflows - pensions	134,255	36,145	170,400
Total Deferred Outflows of Resources	<u>134,255</u>	<u>36,145</u>	<u>170,400</u>
TOTAL ASSETS	<u>\$ 4,330,270</u>	<u>8,045,141</u>	<u>\$ 12,375,411</u>
LIABILITIES			
Accounts payable, general	\$ 83,200	100,219	\$ 183,419
Payroll taxes payable	3,491	-	3,491
Accrued interest payable	-	6,710	6,710
Customer's deposits	-	143,371	143,371
Due to other funds	-	161,445	161,445
Noncurrent liabilities:			
Due within one year	31,477	203,934	235,411
Due in more than one year	382,402	3,285,799	3,668,201
Net pension liability	1,571,766	443,318	2,015,084
Total Liabilities	<u>2,072,336</u>	<u>4,344,796</u>	<u>6,417,132</u>
Deferred Inflows of Resources			
Lease revenues	61,387	-	61,387
Pensions	128,795	34,676	163,471
Total Deferred Inflows of Resources	<u>190,182</u>	<u>34,676</u>	<u>224,858</u>
Net Position:			
Net investment in capital assets	2,866,461	3,592,672	6,459,133
Restricted	-	164,007	164,007
Unrestricted	(798,709)	(91,010)	(889,719)
Total Net Position	<u>2,067,752</u>	<u>3,665,669</u>	<u>5,733,421</u>
TOTAL LIABILITIES AND NET POSITION	<u>\$ 4,330,270</u>	<u>8,045,141</u>	<u>\$ 12,375,411</u>

The Accompanying Notes are an integral part of these Financial Statements.

CITY OF PORT GIBSON, MISSISSIPPI
Statement of Activities
For the Year Ended September 30, 2018

	Program Revenues			Net (Expenses) Revenues Changes in Net Assets			Total
	Expenses	Charges for Services	Operating Grants and Contributions	Capital Grants and Contributions	Governmental Activities	Business- Type Activities	
Primary Government:							
Governmental activities:							
Administration	\$ 621,316	-	7,380	-	(613,936)	-	\$ (613,936)
Judicial	72,374	-	-	-	(72,374)	-	(72,374)
Public safety	753,363	-	8,945	20,400	(724,018)	-	(724,018)
Public works	483,868	-	-	-	(483,868)	-	(483,868)
Parks and recreation	23,035	-	-	-	(23,035)	-	(23,035)
Sanitation	103,356	133,128	-	-	29,772	-	29,772
Interest on long-term debt	13,995	-	-	-	(13,995)	-	(13,995)
Total governmental activities	<u>2,071,307</u>	<u>133,128</u>	<u>16,325</u>	<u>20,400</u>	<u>(1,901,454)</u>	<u>-</u>	<u>(1,901,454)</u>
Business-type activities:							
Water/Sewer	1,403,312	1,004,165	-	179,060	-	(220,087)	(220,087)
Interest on long-term debt	74,122	-	-	-	-	(74,122)	(74,122)
Total Business-type activities	<u>1,477,434</u>	<u>1,004,165</u>	<u>-</u>	<u>179,060</u>	<u>-</u>	<u>(294,209)</u>	<u>(294,209)</u>
Total Primary Government	<u>\$ 3,548,741</u>	<u>1,137,293</u>	<u>16,325</u>	<u>199,460</u>	<u>(1,901,454)</u>	<u>(294,209)</u>	<u>\$(2,195,663)</u>
General Revenues:							
Property taxes					\$ 1,034,003	-	\$ 1,034,003
Sales taxes					359,577	-	359,577
Franchise taxes					101,625	-	101,625
Charges for services					140,478	-	140,478
Fines and report fees					8,562	-	8,562
License and permits					5,989	-	5,989
Miscellaneous					7,907	50,882	58,789
Unrestricted investment earnings					3,858	2,972	6,830
Total general revenues, special items, and transfers					<u>1,661,999</u>	<u>53,854</u>	<u>1,715,853</u>
Change in net positions					(239,455)	(240,355)	(479,810)
Net Positions - Beginning					<u>2,307,207</u>	<u>3,906,024</u>	<u>6,213,231</u>
Net Positions - Ending					<u>\$ 2,067,752</u>	<u>3,665,669</u>	<u>\$ 5,733,421</u>

The Accompanying Notes are an integral part of these Financial Statements.

CITY OF PORT GIBSON, MISSISSIPPI
Reconciliation of Governmental Funds Balance Sheet
to the Statement of Net Position
For the Year Ended September 30, 2018

Amounts reported for net position in the Statement of Net Position are different because:

Total Fund Balances - Governmental Funds	\$	1,181,476
--	----	-----------

Amounts reported for net position in the Statement of Net Position are different because:

Capital Assets	7,210,517	
Less: Accumulated Depreciation	<u>(4,344,056)</u>	2,866,461

Some liabilities, including pension obligations, are not due and payable in the current period and, therefore are not reported in the funds.

Net pension liability	(1,571,766)	
-----------------------	-------------	--

Deferred outflows and inflows of resources related to pensions are applicable to future periods and, therefore, are not reported in the funds.

Deferred outflows of resources related to pensions	134,255	
Deferred inflows of resource related to pensions	<u>(128,795)</u>	(1,566,306)

Long-term liabilities not due and payable in the current period are not reported in the funds, as follows:

Notes payable	(413,879)	
---------------	-----------	--


Other adjustments	<u>-</u>	<u>(413,879)</u>
-------------------	----------	------------------

Net Position of Governmental Activities	\$	<u><u>2,067,752</u></u>
---	----	-------------------------

The Accompanying Notes are an integral part of these Financial Statements.

CITY OF PORT GIBSON, MISSISSIPPI
Balance Sheet
Governmental Funds
For the Year Ended September 30, 2018

	General Fund	Total Governmental Funds
ASSETS		
Cash	\$ 1,135,087	\$ 1,135,087
Accounts receivable, net of allowances	4,420	4,420
Intergovernmental receivable	28,602	28,602
Due from other funds	161,445	161,445
TOTAL ASSETS	<u>\$ 1,329,554</u>	<u>\$ 1,329,554</u>
LIABILITIES AND FUND BALANCES		
Liabilities:		
Accounts payable, general	\$ 83,892	\$ 83,892
Payroll taxes payable	2,799	2,799
Total Liabilities	<u>86,691</u>	<u>86,691</u>
Deferred Inflows of Resources		
Lease revenues	<u>61,387</u>	<u>61,387</u>
Fund Balance		
Unassigned	<u>1,181,476</u>	<u>1,181,476</u>
Total Fund Balance	<u>1,181,476</u>	<u>1,181,476</u>
TOTAL LIABILITIES AND NET FUND BALANCES	<u>\$ 1,329,554</u>	<u>\$ 1,329,554</u>



The Accompanying Notes are an integral part of these Financial Statements.

CITY OF PORT GIBSON, MISSISSIPPI
Combined Statement of Revenues, Expenditures, and Changes in Fund Balances
Governmental Funds
For the Year Ended September 30, 2018

	General Fund	Total Governmental Funds
REVENUES:		
General property taxes	\$ 1,034,003	\$ 1,034,003
Privilege licenses and permits	7,789	7,789
Intergovernmental revenues	385,558	385,558
Franchise taxes	37,425	37,425
Charges for services	133,128	133,128
Fines and report fees	8,562	8,562
Interest income	3,854	3,854
Rent income	140,478	140,478
Miscellaneous	81,054	81,054
Total Revenues	<u>1,831,851</u>	<u>1,831,851</u>
EXPENDITURES:		
General Government:		
Administration	514,017	514,017
Judicial	72,374	72,374
Public safety	597,218	597,218
Public works	257,981	257,981
Parks and recreation	20,875	20,875
Sanitation	103,591	103,591
Debt services:		
Principal	30,733	30,733
Interest and service charges	13,995	13,995
Capital outlay:		
General government	96,526	96,526
TOTAL EXPENDITURES	<u>1,707,310</u>	<u>1,707,310</u>
Excess (Deficiency) of Revenues Over (Under) Expenditures	<u>124,541</u>	<u>124,541</u>
Net change in fund balance	124,541	124,541
Fund Balance at Beginning of Year	1,056,935	1,056,935
Fund Balance at End of Year	<u>\$ 1,181,476</u>	<u>\$ 1,181,476</u>

The Accompanying Notes are an integral part of these Financial Statements.

CITY OF PORT GIBSON, MISSISSIPPI
Reconciliation of the Statement of Revenues
Expenditures, and Changes in Fund Balances of Governmental Funds
To the Statement of Activities
For the Year Ended September 30, 2018

	<u>AMOUNTS</u>	
Net change in fund balances	\$	124,541
Amounts reported in the Statement of Activities are different because:		
Governmental funds report capital outlay as expenditures. However, in the statement of activities, the cost of capital assets is allocated over their estimated useful lives as depreciation expense. In the current period, these amounts are:		
Capital outlays	96,526	
Depreciation expense	<u>(274,637)</u>	(178,111)
The statement of activities reports pension expense and other activity related to net pension liability:		
Pension expense	104,132	
Contributions made after the measurement date	<u>(23,532)</u>	80,600
Repayment of debt principal is an expenditure in the governmental funds, but the repayment reduces long-term liabilities in the Statement of Net Position.		
		(30,733)
Some expenses reported in the statement of activities do not require the use of current financial resources and, therefore, are not reported as expenditures in governmental funds.		
		(237,749)
Some items reported in the statement of activities do not provide or require the use of current financial resources and therefore are not reported as revenues/expenditures in governmental funds. These activities include:		
Other adjustments	<u>1,997</u>	<u>1,997</u>
Change in fund balances of governmental activities	\$	<u>(239,455)</u>



The Accompanying Notes are an integral part of these Financial Statements.

CITY OF PORT GIBSON, MISSISSIPPI
Statement of Revenues, Expenditures, and Changes in Net Position - Budget and Actual
General Fund
For the Year Ended September 30, 2018

	Original Budget	Final Budget	Actual Amounts	Variance with Final Budget Positive (Negative)
REVENUES:				
Property taxes	\$ 840,000	840,000	1,034,003	\$ 194,003
Privilege licenses and permits	6,192	6,192	7,789	1,597
Intergovernmental revenues	351,810	351,810	385,558	33,748
Franchise taxes	30,000	30,000	37,425	7,425
Charges for services	51,872	51,872	133,128	81,256
Rent	135,150	135,150	140,478	5,328
Fines and report fees	15,680	15,680	8,562	(7,118)
Interest	2,000	2,000	3,854	1,854
Miscellaneous	<u>260,000</u>	<u>260,000</u>	<u>81,054</u>	<u>(178,946)</u>
TOTAL REVENUES	<u>1,692,704</u>	<u>1,692,704</u>	<u>1,831,851</u>	<u>139,147</u>
OPERATING DISBURSEMENTS:				
General Government				
Administration	648,418	648,418	514,017	134,401
Judicial	62,225	62,225	72,374	(10,149)
Public Safety				
Police and fire protection	622,382	622,382	597,218	25,164
Public Works				
Streets improvements	373,501	373,501	257,981	115,520
Sanitation	103,356	103,356	103,591	(235)
Parks and recreation	7,005	7,005	20,875	(13,870)
Capital outlays	451,200	451,200	96,526	354,674
Debt service	<u>90,902</u>	<u>90,902</u>	<u>44,728</u>	<u>46,174</u>
Total Expenditures	<u>2,358,989</u>	<u>2,358,989</u>	<u>1,707,310</u>	<u>651,679</u>
Excess (Deficiency) of Revenues Over (Under) Expenditures	<u>(666,285)</u>	<u>(666,285)</u>	<u>124,541</u>	<u>790,826</u>
Net change in fund balance	(666,285)	(666,285)	124,541	790,826
Fund Balance at Beginning of Year	<u>1,056,935</u>	<u>1,056,935</u>	<u>1,056,935</u>	-
Fund Balance at End of Year	<u>\$ 390,650</u>	<u>390,650</u>	<u>1,181,476</u>	<u>\$ 790,826</u>

The Accompanying Notes are an integral part of these Financial Statements.

CITY OF PORT GIBSON, MISSISSIPPI
Statement of Net Position
Proprietary Fund
For the Year Ended September 30, 2018

	Business - Type Activities Water/Sewer Fund
Assets	
Cash and cash equivalents	\$ 749,399
Accounts receivable, net of allowances	13,185
Grants funds receivables	-
Total Current Assets	<u>762,584</u>
Restricted Assets:	
Cash and cash equivalents	164,007
Property, plant and Equipment, at Cost	
Buildings	134,286
Water plant, distribution system and equipment	11,018,970
Automotive and equipment	24,905
Machinery and equipment	<u>101,520</u>
	11,279,681
Less: accumulated depreciation	<u>(4,204,536)</u>
	7,075,145
Construction in progress	<u>7,260</u>
Net property, plant and equipment	<u>7,082,405</u>
Total Assets	<u>8,008,996</u>
Deferred Outflows of Resources	
Deferred outflows of resources	<u>36,145</u>
Total Deferred Outflows of Resources	<u>36,145</u>
Total Assets and Deferred Outflows of Resources	<u>\$ 8,045,141</u>
Liabilities and Net Assets	
Accounts payable	\$ 100,219
Due to other funds	<u>161,445</u>
Total current liabilities	<u>261,664</u>
Current Liabilities Payable from restricted Assets:	
Customer deposits	143,371
Accrued interest payable	6,710
Current portion of note	182,017
Obligation under capital lease	<u>21,917</u>
Total Current liabilities payable from restricted assets	<u>354,015</u>
Long-Term Debt (less amounts classified as current)	
Net pension liability	443,318
Note payable	3,009,061
Obligation under capital lease	<u>276,738</u>
Total long-term debt	<u>3,729,117</u>
Total Liabilities	<u>4,344,796</u>
Deferred Inflows of Resources	
Deferred inflows of resources	<u>34,676</u>
Total deferred inflows of resources	<u>34,676</u>
Net Position	
Net Investment in Capital Assets	3,592,672
Restricted for debt service	164,007
Unrestricted	<u>(91,010)</u>
Total Net Positions	<u>3,665,669</u>
Total Liabilities and Net Position	<u>\$ 8,045,141</u>

The Accompanying Notes are an integral part of these Financial Statements.

CITY OF PORT GIBSON, MISSISSIPPI
Statement of Revenues, Expenditures, and Changes in Net Position
Proprietary Funds
For the Year Ended September 30, 2018

	Business - Type Activities
Operating Revenues:	
Water sales to customers	\$ 571,794
Sewer sales to customers	432,371
Other revenue	<u>486</u>
Total Operating Revenues	<u>1,004,651</u>
Operating Expenses:	
Personnel services	419,646
Supplies	68,193
Other services and charges	423,675
Provision for bad debt	37,399
Depreciation	<u>454,399</u>
Total Operating Expenses	<u>1,403,312</u>
Operating Income (Loss)	<u>(398,661)</u>
Nonoperating revenues (expenses)	
Interest income	2,972
Other income	50,396
Interest and service charges on long-term debt	(74,122)
Federal grant contribution	<u>179,060</u>
Total nonoperating revenues	<u>158,306</u>
Change in net position	(240,355)
Total net position, beginning	<u>3,906,024</u>
Prior period adjustment	-
Retained Earnings as restated	<u>3,906,024</u>
Total net position, ending	<u>\$ 3,665,669</u>

The Accompanying Notes are an integral part of these Financial Statements.

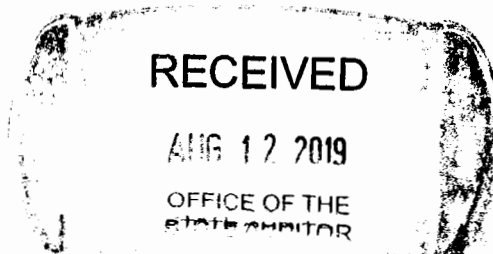
CITY OF PORT GIBSON, MISSISSIPPI
Statement of Cash Flows
All Proprietary Fund Types
For the Year Ended September 30, 2018

	Business-Type Activities
	Water/Sewer Fund
CASH FLOWS FROM OPERATING ACTIVITIES:	
Receipts from water customers and users	\$ 530,938
Receipts from sewer customers and users	432,857
Payments to employees	(418,035)
Payments to suppliers	(442,601)
Net cash provided by (used for) operating activities	<u>103,159</u>
(Increase) Decrease in:	
Accounts receivable	(3,458)
Intergovernmental receivable	6,632
Increase (Decrease) in:	
Accounts payable	51,155
Due to other funds	84,332
Customer's deposits	1,204
NET CASH PROVIDED BY OPERATING ACTIVITIES	<u>243,024</u>
CASH FLOWS USED FOR NONCAPITAL FINANCING ACTIVITIES:	
Provision for bad debt	(37,399)
NET CASH FLOWS USED FOR NONCAPITAL ACTIVITIES	<u>(37,399)</u>
CASH FLOWS FROM INVESTING ACTIVITIES:	
Acquisition of capital assets	(239,648)
Other investing activities	186,494
NET CASH FLOWS USED IN INVESTING ACTIVITIES	<u>(53,154)</u>
CASH FLOWS FROM FINANCING ACTIVITIES:	
Interest earned on account	2,972
Interest paid on retirement of long-term debt	(74,122)
Other income	50,396
Repayment of long-term debt	(195,568)
Federal grant contribution	179,060
NET CASH FLOWS USED BY FINANCING ACTIVITIES	<u>(37,262)</u>
NET INCREASE (DECREASE) IN CASH AND CASH EQUIVALENTS	115,209
CASH AND CASH EQUIVALENTS AT BEGINNING OF YEAR	798,197
CASH AND CASH EQUIVALENTS AT END OF YEAR	<u>\$ 913,406</u>

Supplemental cash flow information:

Cash paid during the year:
Interest Expense

\$ 74,122



The Accompanying Notes are an integral part of these Financial Statements.

CITY OF PORT GIBSON, MISSISSIPPI
Notes to the Financial Statements
September 30, 2018

NOTE 1 - SUMMARY OF SIGNIFICANT ACCOUNTING POLICIES

The City of Port Gibson, Mississippi (the City) was incorporated under the provisions of Mississippi Law. The City is governed by its Mayor and a Board of Aldermen/Alderwomen consisting of seven members. Services provided to the citizens of Port Gibson include but are not limited to public safety (police and fire protection), streets, recreation, and utility services (water and sewer).

The City's accompanying policies conform to generally accepted accounting principles for governmental units. The preparation of financial statements in conformity with generally accepted accounting principles requires management to make estimates and assumptions that affect certain reported amounts and disclosures. Accordingly, actual results could differ from those estimates. Some of the City's more significant accounting policies are described as follows:

FINANCIAL REPORTING ENTITY

The accompanying financial statements reflect only the primary government of the City of Port Gibson. The primary government includes only those funds, organizations, institutions, agencies, departments, and offices that are not legally separate from the City.

BASIC FINANCIAL STATEMENTS

The basic financial statements include both government-wide and fund financial statements. Both government-wide and fund financial statements categorize activities as either governmental activities or business-type activities, which are described as follows:

1. Governmental activities involve government services that are normally supported by taxes and intergovernmental revenues.
2. Business-type activities rely on fees and charges for support and operate in a manner similar to private sector enterprises. Since proprietary funds operate in a manner similar to business enterprises, these funds follow certain pronouncements that are developed by the Financial Accounting Standards Board (FASB) for business enterprises. However, the City only applies those FASB pronouncement that were issued on or before November 30, 1989.

The government-wide and fund financial statements present the City's financial position and results of operations from differing perspectives which are described as follows:

GOVERNMENT-WIDE FINANCIAL STATEMENTS

The Statement of Net Assets and the Statement of Activities display information about the City as a whole. The effect of most interfund activity is eliminated from these financial statements. Furthermore, government-wide financial statements exclude any fiduciary activities which are reported in the fund financial statements.

CITY OF PORT GIBSON, MISSISSIPPI
Notes to the Financial Statements
September 30, 2018

Program revenues reported in the Statement of Activities consist of amounts that are directly associated with a governmental service or business-type activity. Program revenues include charges for services, fines, court cost, contributions associated with a particular function, and most grants.

FUND FINANCIAL STATEMENTS

Funds are separate accounting entities that are designed to assist with demonstrating legal compliance and segregating transactions by activity. Separate financial statements are provided for governmental funds and business-type (enterprise) funds. In addition, separate financial statements are presented for any fiduciary activities. Major individual funds are reported as separate columns in the fund financial statements. The City's major funds are described as follows:

MAJOR GOVERNMENTAL FUNDS

General Fund - The general fund is the primary operating fund. It is used to account for all financial resources except those required to be accounted for in another fund.

MAJOR BUSINESS- TYPE FUNDS

Water/Sewer System - The water/sewer system fund is used to account for the operation of the City's water/sewer system, which is supported by user charges.

Business-Type funds distinguish operating revenues and expenses from nonoperating items. Operating revenues and expenses generally result from providing goods and services in connection with the funds ongoing operations. Principal operating revenues are charges to customers for water and sewer service.

BASIS OF ACCOUNTING AND MEASUREMENT FOCUS

Basis of accounting refers to when revenues and expenditures or expenses are recognized in the accounts and reported in financial statements. Basis of accounting relates to the timing of the measurement made, regardless of the measurement focus applied. The basis of accounting and measurement focus used for various financial statement presentations are described as follows:

<u>Financial Statement Presentation</u>	<u>Basis of Accounting</u>	<u>Measurement Focus</u>
Government-Wide Financial Statements	Accrual Basis	Economic Resources
Fund Financial Statements:		
Governmental Funds	Modified Accrual Basis	Current Financial Resources
Proprietary Funds	Accrual Basis	Economic Resources

Under the accrual basis of accounting and the economic resources measurement focus, revenues are recorded when earned and expenses are recorded when a liability is incurred.

CITY OF PORT GIBSON, MISSISSIPPI
Notes to the Financial Statements
September 30, 2018

RECEIVED

SEP 12 2019

OFFICE OF THE
STATE AUDITOR

Under the modified accrual basis of accounting and the current financial resources measure focus revenue is recognized when it is considered measurable and available. Revenue is considered available if it is collected within 60 days of year end or if it is due under cost reimbursement arrangement. In addition, expenses are generally recorded when a liability has been incurred; however, debt service, claims, and judgments are recorded as expenses when payment is made. Furthermore, when the current financial resources measure focus is used, amounts recorded as assets exclude capital assets and the acquisition of capital assets is treated as an expenditure. In addition, long-term debts are excluded from amounts reported as liabilities. Proceeds from issuing long-term debt is reported as an other financing source and repayment of long-term debt is reported as an expenditure.

Cash and Cash Equivalents

The City's deposits excess funds in the financial institutions selected by the Mayor and governing board. State statute specify how these depositories are to be selected.

Cash and cash equivalents consist of amounts on deposit in demand accounts and certificate of deposits with maturities of 12 months or less. Cash and cash equivalents are valued at costs.

Investments

The City can invest its excess funds, as permitted by Section 29-3-113, Miss. Code Ann. (1972), in interest-bearing deposits or other obligations of the types described in Section 27-105-33, Miss. Code Ann. (1972), or in any other type investment in which any other agency, instrumentality, or subdivision of the State of Mississippi may invest, except that 100% of said funds are authorized to be so invested.

Investments are reported at fair value.

Receivables

All receivables are reported at their gross value and, where appropriate, are reduced by the estimated portion that is expected to be uncollectible.

INTERFUND TRANSACTIONS AND BALANCES

Interfund transactions and balances are the result of timing differences between the date expense/expenditures occur and the date payments are made.

Short-term (due within one year) interfund loan receivables are reported as "due from other funds" and are considered available expendable resources. Noncurrent portions of long-term interfund loan receivables are reported as advances and are not offset equally by a fund balance reserve account which indicates that they do not constitute expendable available financial resources and, therefore, are not available for appropriation.

Transfers are used to (a) move revenues from the fund that statute or budget requires to collect to the fund that statute or budget requires to expend them and to (b) use unrestricted revenues collected in the General Fund to finance various programs accounted for in other funds in accordance with budgetary authorizations.

CITY OF PORT GIBSON, MISSISSIPPI
Notes to Financial Statements
September 30, 2018

Interfund receivables and payables between funds within governmental activities are eliminated in the Statement of Net Assets. See Note 3 for details for interfund transactions, including receivables and payables at year-end.

INTERNAL ACTIVITY

Resources belonging to particular funds are commonly shared with other funds that need access to additional resources. When resources are provided without expectation of repayment, the transaction is reported as a transfer. Transfers are treated as a source of income by the recipient and as an expense or expenditure by the provider. If repayment is eventually expected to occur, interfund receivables and payables are recorded.

In preparing the government-wide financial statement, transfers are eliminated to present net transfers for governmental activities and business-type activities. In addition, interfund receivables and payables are eliminated to present a net internal balance for each type of activity.

Restricted Assets - Restricted assets represent resources that must be expended in a specific manner. Restrictions of this nature are imposed by various contractual obligations including grant agreements and bond covenants. Whenever restricted assets can be used to satisfy an obligation, the restricted assets are typically consumed before utilizing any unrestricted resources.

Capital Assets - Capital assets, which include property, equipment and infrastructure acquired after October 1, 2003, are reported as assets in the applicable governmental or business-type columns in the government-wide financial statements and in the fund financial statements for proprietary funds. Assets reported in the fund financial statements for governmental funds exclude capital assets. Instead, the governmental funds report the acquisition of capital assets as expenditures rather than asset acquisitions.

All capital assets are valued at historical cost or estimated historical cost if actual historical cost is not available. Donated assets are valued at their fair market value when received by the City.

Capital assets, excluding land and construction in progress, are depreciated using the straight-line method over the following estimated useful lives:

<u>Assets</u>	<u>Years</u>
Buildings	40
Land Improvements	20
Heavy Machinery and Equipment	5-15
Computer Equipment	3
Vehicles	3-10
Infrastructure	8-50

Interest is capitalized on proprietary funds assets constructed with the proceeds of tax-exempt debt. The amount of interest to be capitalized is calculated by offsetting interest expense incurred from the date of the borrowing until completion of the project with interest earned on investment proceeds over the same period.

Compensated Absences - the City does not accumulate unpaid vacation, sick pay, and other employee benefit amounts because employees are not allowed to carry over significant amounts.

CITY OF PORT GIBSON, MISSISSIPPI
Notes to Financial Statements
September 30, 2018

Use of Estimates - The preparation of financial statement in conformity with generally accepted accounting principles requires management to make estimates and assumptions that affect certain reported amounts and disclosures. Accordingly, actual results could differ from those estimates.

Fund Balance Spending Policy - The City has not adopted a formal spending policy as it relates to the fund balance, therefore excess amounts are expended in the following manner in accordance with GASB 54 default level: committed, assigned, and unassigned.

Deferred Outflows/Inflows of Resources - In additions to assets, the statement of financial position sometimes report a separate section for deferred outflows of resources. This separate financial statement element, deferred outflows of resources, represents a consumption of net position that applies to a future period(s) and so will not be recognized as an outflow of resources (expenses/expenditures) until then.

In addition to liabilities, the statement of financial position will sometimes report a separate section for deferred inflows of resources. This separate financial statement element, deferred inflows of resources, represents an acquisition of net position that applies to a future period(s) and so will not be recognized as an inflow of resources (revenues) until that time.

NOTE 2 - BUDGETARY CONTROL

The City Charter establishes the fiscal year as the twelve-month period beginning October 1. The procedures detailed below are followed in establishing the budgetary data reflected in the financial statements.

The City Clerk and Mayor prepare a proposed budget based on an estimate of the revenues expected to be received in the next fiscal year and submits the proposal to the Board of Aldermen. A summary of the proposed budget is published and the public is notified that the proposed budget is available for public inspection. At the same time, a public hearing is set.

A public hearing is held on the proposed budget at least ten days after publication of the call for the hearing. After the holding of the public hearing and completion of all action necessary to finalize and implement the budget, the budget is adopted through passage of an ordinance prior to the commencement of the fiscal year for which the budget is being adopted.

As required by state law, the budgets are amended whenever projected revenue fails to meet original expectations or when projected expenditures exceed original expectations. Budgetary amounts are presented as amended and all budgetary appropriations lapse at the end of the fiscal year.

NOTE 3 - CASH AND CASH EQUIVALENTS

The collateral for public entities, deposits in financial institutions is now held in the name of the State Treasurer under a program established by the Mississippi State Legislature and is governed by Section 27-105-5, Mississippi Code Ann. (1972). Under this program, the entity's funds are protected through a collateral pool administered by the State Treasurer. Financial institutions holding deposits of public funds must pledge securities as collateral against those deposits.



CITY OF PORT GIBSON, MISSISSIPPI
Notes to Financial Statements
September 30, 2018

The carrying amount of the City's deposits with financial institutions in the governmental activities and the business-type activities funds was \$1,135,087 and \$913,406, respectively. The carrying amount of deposits reported in the government-wide financial statements was: Cash and Cash Equivalents - \$1,884,486 and Restricted Assets - \$164,007. The Restricted Assets represent the cash balance in the enterprise fund deposit account which is legally restricted and may not be used for purposes that support the City's programs.

Custodial Credit Risk - Deposits. Custodial credit risk is defined as the risk that, in the event of a failure of financial institutions, the City will not be able to recover deposits or collateral securities that are in the possession of an outside party. The City does not have a formal policy for custodial credit risk. However, the Mississippi State Treasury manages the risk on behalf of the City deposits above FDIC coverage are collateralized by the pledging financial institutions trust department or agent in the name of the Mississippi State Treasurer on behalf of the City. As of September 30, 2018, none of the City's bank balance of \$2,075,882 was exposed to custodial credit risk.

NOTE 4 - AD VALOREM TAXES

Ad valorem taxes are assessed on a calendar year basis and are due on or before December 31 in the year in which the tax is levied. Property taxes are recognized when the revenue is measurable and available. Available means due or past due and collected no longer than 60 days after the close of the current period. For the year ended September 30, 2018, the City levied and collected 40.00 mills of taxes for general corporate purposes of the City.

NOTE 5 - INTERFUND BALANCES AND TRANSFERS

Individual fund interfund receivable and payable balances are presented as of September 30, 2018 as follows:

	<u>Interfund Receivables</u>	<u>Interfund Payables</u>
Major Funds:		
General	\$ 161,445	\$ -
Water/Sewer System Fund	-	161,445
Total	<u>\$ 161,445</u>	<u>\$ 161,445</u>

NOTE 6 - RECEIVABLES

Receivables at September 30, 2018 consisted of the following:

	<u>General Fund</u>	<u>Business-Type Activities</u>	<u>Total</u>
<u>Accounts Receivable</u>			
Charges for services	\$ -	133,898	\$ 133,898
Property taxes	4,420	-	4,420
Total accounts receivable	<u>4,420</u>	<u>133,898</u>	<u>138,318</u>
<u>Due From Other Governments</u>			
Sales Taxes	28,602	-	28,602
Total due from other governments	28,602	-	28,602
Less: allowance for uncollectibles	-	(120,713)	(120,713)
Receivables, net of allowance	<u>\$ 33,022</u>	<u>13,185</u>	<u>\$ 46,207</u>

CITY OF PORT GIBSON, MISSISSIPPI
Notes to the Financial Statements
September 30, 2018

NOTE 7 - CAPITAL ASSETS

A summary of capital asset transactions for the year ended September 30, 2018 follows:

	Beginning Balance	Additions	Disposals	Ending Balance
Governmental Activities:				
Non Depreciable Capital Assets				
Land	\$ 185,872	-	-	\$ 185,872
Construction in process	207,969	41,300	-	249,269
Total non depreciable capital assets	<u>393,841</u>	<u>41,300</u>	<u>-</u>	<u>435,141</u>
Depreciable Capital Assets				
Buildings and Improvements	6,007,731	-	-	6,007,731
Automotive and equipment	143,359	55,226	-	198,585
Machinery and Equipment	569,060	-	-	569,060
Total depreciable capital assets	6,720,150	55,226	-	6,775,376
Accumulated Depreciation	<u>(4,069,419)</u>	<u>(274,637)</u>	<u>-</u>	<u>(4,344,056)</u>
Net depreciable capital assets	<u>2,650,731</u>	<u>(219,411)</u>	<u>-</u>	<u>2,431,320</u>
Total Governmental Activities	<u>\$ 3,044,572</u>	<u>(178,111)</u>	<u>-</u>	<u>\$ 2,866,461</u>
Business-Type Activities:				
Non Depreciable Capital Assets				
Utility Construction in Process	\$ 3,700,352	239,648	(3,932,740)	\$ 7,260
Total nondepreciable capital assets	<u>3,700,352</u>	<u>239,648</u>	<u>(3,932,740)</u>	<u>7,260</u>
Depreciable Capital Assets				
Building	134,286	-	-	134,286
Water system & improvements	2,055,696	3,664,720	-	5,720,416
Sewer system & improvements	5,030,534	268,020	-	5,298,554
Automotive and equipment	24,905	-	-	24,905
Machinery and equipment	101,520	-	-	101,520
Total depreciable capital assets	7,346,941	3,932,740	-	11,279,681
Accumulated Depreciation	<u>(3,750,137)</u>	<u>(454,399)</u>	<u>-</u>	<u>(4,204,536)</u>
Net depreciable capital assets	<u>3,596,804</u>	<u>3,478,341</u>	<u>-</u>	<u>7,075,145</u>
Total Business-Type Activities	<u>\$ 7,297,156</u>	<u>3,717,989</u>	<u>(3,932,740)</u>	<u>\$ 7,082,405</u>

Depreciation expense charged to various functions presented on the statement of activities is presented as follows:

	Governmental Activities	Business-Type Activities	Total
Finance & Administrative	\$ 48,733	-	\$ 48,733
Police Protection	25,870	-	25,870
Public Works	197,874	-	197,874
Parks and Recreation	2,160	-	2,160
Water/Sewer System	-	252,992	252,992
Sewer System	-	201,407	201,407
Total Depreciation Expense	<u>274,637</u>	<u>454,399</u>	<u>\$ 729,036</u>

RECEIVED

AUG 12 2019

OFFICE OF THE
STATE COMPTROLLER

CITY OF PORT GIBSON, MISSISSIPPI
Notes to the Financial Statements
September 30, 2018

NOTE 8 - LONG-TERM DEBT

Governmental Activities

A summary of long-term debt transactions for the year ended September 30, 2018, were as follows:

Governmental activities:	Beginning Balance at 10/01/17	Additions	Reductions	Debt Forgiveness Adjustments	Ending Balance at 9/30/18	Amount Due Within One Year
Obligation under capital lease	\$ 444,612	-	(30,733)	-	\$ 413,879	\$ 31,477
Total	\$ 444,612	-	(30,733)	-	\$ 413,879	\$ 31,477

Obligations Under Capital Leases

The outstanding Obligations Under Capital Leases are as follows as of September 30, 2018.


During January 2015, the City reached a settlement agreement with FNBS Investments, Inc. with respect to a lease-purchase agreement. The new agreement is with Crews and Associates in the amount of \$900,000 of which \$524,160 or 58.24% is allocated to the general fund with an interest rate of 3.5%, with 178 monthly installments of \$3,727, which includes principal and interest payable from the General Fund. The agreement has a maturity dated of 2029. The lease-purchase agreement qualifies as a capital lease for accounting purposes. Leased property under this lease is composed of motor vehicles, equipment, and utility system improvements. At the end of the lease, the lessee will have the option to purchase the lessor's interest in the property for the purchase option price of \$1. This debt will be retired from the general fund.

Total

Amount
Outstanding

\$ 413,879
\$ 413,879

CITY OF PORT GIBSON, MISSISSIPPI
Notes to the Financial Statements
September 30, 2018



The future minimum lease obligations and the net present value of these minimum lease payments as of September 30, 2018, were as follows:

Fiscal year ending September 30	Principal	Interest	Total
2019	\$ 31,747	12,980	\$ 44,727
2020	32,794	11,933	44,727
2021	33,876	10,851	44,727
2022	34,993	9,734	44,727
2023	36,148	8,579	44,727
Thereafter	244,321	25,018	269,339
Total minimum lease payments	\$ 413,879	79,095	492,974
Less: amount representing interest			(79,095)
Present value of minimum lease payments			\$ 413,879

Included in capital assets is machinery and equipment and motor vehicle with costs totaling \$259,681 under capital lease. The accumulated amortization for this capital asset is \$163,008 as of September 30, 2018, and is recorded as a component of depreciation expense. Amortization expense was \$25,071 for the year ended September 30, 2018.

Business-Type Activities

Long-term debt activity for the year ended September 30, 2018, is presented as follows:

Business -type activities:	Beginning Balance at 10/01/17	Additions	Reductions	Debt Forgiveness Adjustments	Ending Balance at 9/30/18	Amount Due Within One Year
MDA loan payable	\$ 23,094	-	(13,770)	-	\$ 9,324	\$ 9,324
DWESRF loan	2,356,145	-	(102,396)	-	2,253,749	113,203
Obligation under capital lease	319,745	-	(21,091)	-	298,654	21,917
DEQSRF loan	943,424	-	(51,858)	-	891,566	52,774
DEQWPE loan	42,886	-	(6,453)	-	36,433	6,716
Totals	\$ 3,685,294	-	(195,568)	-	\$ 3,489,726	\$ 203,934

Mississippi Development Authority Loan

In 2002 the City of Port Gibson executed a loan agreement with the Mississippi Development Authority in the amount of \$182,620 dated July 23, 2002, with an interest rate of 2.00%, matures July 23, 2019 and monthly payments of \$1,175.19 which includes principal and interest. The proceeds were used to make improvements to the City's sewer system. The debt is being repaid from the enterprise fund.

\$ 9,324

CITY OF PORT GIBSON, MISSISSIPPI
Notes to the Financial Statements
September 30, 2018

The annual requirement to amortize all debt outstanding as of September 30, 2018 including interest payments of \$9,683 are as follows:

Year Ended September 30,	Principal	Interest	Total
2019	\$ 9,324	359	\$ 9,683
	<u>\$ 9,324</u>	<u>359</u>	<u>\$ 9,683</u>

Obligations Under Capital Leases

The outstanding Obligations Under Capital Leases are as follows as of September 30, 2018.

	Amount Outstanding
During January 2015, the City reached a settlement agreement with FNBS Investments, Inc. with respect to a lease-purchase agreement. The new agreement is with Crews and Associates in the amount of \$900,000 of which \$375,840 or 41.76% is allocated to the water/sewer fund with an interest rate of 3.5% with 178 monthly installments of \$2,673 which includes principal and interest payable from the City's Utility Fund. The agreement has a maturity dated of 2029. The lease-purchase agreement qualifies as a capital lease for accounting purposes. Leased property under this lease is composed of motor vehicles, equipment, and utility system improvements. At the end of the lease, the lessee will have the option to purchase the Lessor's interest in the property for the Purchase Option Price of \$1. This debt will be retired from the water sewer fund.	<u>\$ 298,654</u>

The future minimum lease obligations and the net present value of these minimum lease payments as of September 30, 2018, were as follows:

Fiscal year ending September 30	Principal	Interest	Total
2019	\$ 21,917	10,155	\$ 32,072
2020	22,696	9,376	32,072
2021	23,503	8,569	32,072
2022	24,502	7,570	32,072
2023	26,101	5,971	32,072
Thereafter	<u>179,935</u>	<u>15,285</u>	<u>195,220</u>
Total minimum lease payments	<u>\$ 298,654</u>	<u>56,926</u>	<u>355,580</u>
Less: amount representing interest			<u>(56,926)</u>
Present value of minimum lease payments			<u>\$ 298,654</u>

Included in capital assets are heavy equipment, motor vehicles, water meters, and office equipment with costs totaling \$5,733,421 under capital lease. The accumulated amortization for this capital asset is \$798,709 as of September 30, 2018, and is recorded as a component of depreciation expense. Amortization expense was \$22,461 for the year ended September 30, 2018.

CITY OF PORT GIBSON, MISSISSIPPI
Notes to the Financial Statements
September 30, 2018

Mississippi State Department of Health SRF Loan

Loan No. DWI-L110005-01-0

Drinking Water Improvement Loan

During 2012 the City of Port Gibson executed a loan agreement with the Mississippi State Department of Health, Bureau of Public Water Supply in the amount of \$2,746,903 (less a \$500,000 principal forgiveness) dated October 7, 2012, with an estimated interest rate of 1.95%, and 237 monthly payments of \$13,974.37 which includes principal and interest. The proceeds were used to make improvements to the City's Drinking Water System. As of May, 2017, the project was complete. The debt is being repaid from the enterprise fund.

2,253,749

Total

\$ 2,253,749

Loan No. DWI-L110005-01

Year Ended September 30,

	Principal	Interest	Total
2019	\$ 113,201	31,227	\$ 144,428
2020	106,637	37,791	144,428
2021	99,593	44,835	144,428
2022	120,017	24,411	144,428
2023	113,056	31,372	144,428
2024 to 2028	589,056	133,084	722,140
2029 to 2033	659,810	62,330	722,140
2034 to 2036	452,379	14,478	466,857
	<u>\$ 2,253,749</u>	<u>379,528</u>	<u>\$ 2,633,277</u>



CITY OF PORT GIBSON, MISSISSIPPI
Notes to Financial Statements
September 30, 2018

Mississippi Department of Environmental Quality

Loan No. SRF C280768-01

Sanitary Sewer Improvement

In 2011 the City of Port Gibson executed a loan agreement with the Mississippi Department of Environmental Quality in the amount of \$1,130,960 dated November 14, 2011, with an estimated interest rate of 1.75%, and 240 monthly payments of \$5,662.82 which includes principal and interest. The proceeds were used to make improvements to the City's sanitary sewer system. The debt is being repaid from the enterprise fund.

\$ 891,571

Loan No. WPE-C280019-01-0

Sewer Repair Loan

During 2013 the City of Port Gibson executed a loan agreement with the Mississippi State Department of Health, Bureau of Public Water Supply in the amount of \$64,916 dated October 28, 2013, with an interest rate of 4.00%, and 117 monthly payments of \$670.96 which includes principal and interest. The proceeds were used to make repairs to the City's Waste Water System. The debt is being repaid from the enterprise fund.

36,432

Total

\$ 928,003

Loan No. SRF C280768-01

Year Ended September 30,

	Principal	Interest	Total
2019	\$ 52,774	15,180	\$ 67,954
2020	53,704	14,250	67,954
2021	54,652	13,302	67,954
2022	55,616	12,338	67,954
2023	56,597	11,357	67,954
2024 to 2028	298,318	41,452	339,770
2029 to 2033	<u>319,910</u>	<u>14,295</u>	<u>334,205</u>
	<u>\$ 891,571</u>	<u>122,174</u>	<u>\$ 1,013,745</u>

The estimated annual requirement to amortize all debt outstanding as of September 30, 2018 including interest payments of \$8,052 are as follows:

Loan No. WPE - C280019-01-0

Year Ended September 30,

	Principal	Interest	Total
2019	\$ 6,716	1,336	\$ 8,052
2020	6,990	1,062	8,052
2021	7,348	704	8,052
2022	7,571	481	8,052
2023	<u>7,807</u>	<u>172</u>	<u>7,979</u>
	<u>\$ 36,432</u>	<u>3,755</u>	<u>\$ 40,187</u>

CITY OF PORT GIBSON, MISSISSIPPI
Notes to Financial Statements
September 30, 2018

NOTE 9 - GASB 54 FUND BALANCE PRESENTATION - CLASSIFICATION TOTAL

The City has implemented GASB Statement 54, as such, the fund balances of the governmental funds are classified by specific purposes as follows:

Restricted - amounts that can be spent for specific purposes because of constitutional provisions or enabling legislation or because of constraints that are externally imposed by creditors, grantors, contributors, or the laws or regulations of other governments.

Unassigned - amounts that have not been restricted, committed or assigned to specific purposes within the general fund. The general fund is the only fund that reports a positive unassigned fund balance amount. Other governmental funds besides the general fund can only report a negative unassigned fund balance amount.

	General Fund	Nonmajor Funds	Total
Fund Balances:			
Unassigned:			
Other purposes	\$ 1,181,476	-	\$ 1,181,476
Total Fund Balances	<u>\$ 1,181,476</u>	<u>-</u>	<u>\$ 1,181,476</u>

NOTE 10 - DEFINED BENEFIT PENSION PLANS

A. General Information

Plan Description and Provisions: The City of Port Gibson, Mississippi contributes to the Public Employees Retirement System of Mississippi ("PERS"), a cost-sharing multiple-employer defined benefit pension plan. PERS provides retirement and disability benefits, annual cost-of-living adjustments, and death benefits to plan members and beneficiaries. Plan provisions and the Board of Trustees' authority to determine contribution rates are established by Miss. Cods Ann. Section 25-11-1 et seq., (1972, as amended) and may be amended only the Mississippi Legislature. PERS issues a publicly available financial report that includes financial statements and required supplementary information. That report may be obtained by writing to Public Employees' Retirement System of Mississippi, PERS Building, 429 Mississippi Street, Jackson, MS 39201 or by calling (601) 359-3589 or 1-800-444- PERS.

CITY OF PORT GIBSON, MISSISSIPPI
Notes to Financial Statements
September 30, 2018

NOTE 10 - DEFINED BENEFIT PENSION PLANS (Continued)


Benefits provided. Membership in PERS is a condition of employment granted upon hiring for qualifying employees and officials of the State of Mississippi, state universities, community and junior colleges, and teachers and employees of the public school districts. For those persons employed by political subdivisions and instrumentalities of the State of Mississippi, membership is contingent upon approval of the entity's participation in PERS by the PERS' Board of Trustees. If approved, membership for the entity's employees is a condition of employment and eligibility is granted to those who qualify upon hiring. Participating members who are vested and retire at or after age 60 or those who retire regardless of age with at least 30 years of creditable service (25 years of creditable service for employees who became members of PERS before July 1, 2011) are entitled, upon application, to an annual retirement allowance payable monthly for life in an amount equal to 2.0 percent of their average compensation for each year of creditable service up to and including 30 years (25 years for those who became members of PERS before July 1, 2011), plus 2.5 percent for each additional year of creditable service with an actuarial reduction in the benefit for each year of creditable service below 30 years or the number of years in age that the member is below 65, whichever is less. Average compensation is the average of the employee's earnings during the four highest compensated years of creditable service. Benefits vest upon completion of eight years of membership service (four years of membership service for those who became members of PERS before July 1, 2007). PERS also provides certain death and disability benefits. A Cost-of-Living Adjustment (COLA) payment is made to eligible retirees and beneficiaries. The COLA is equal to 3.0 percent of the annual retirement allowance for each full fiscal year of retirement up to the year in which the retired member reaches age 60 (55 for those who became members of PERS before July 1, 2011), with 3.0 percent compounded for each fiscal year thereafter. Plan provisions are established and may be amended only by the State of Mississippi Legislature.

Plan Funding Policy: PERS members are required to contribute 9.00% of their annual covered salary and the City of Port Gibson, Mississippi is required to contribute at an actuarially determined rate. This rate was 15.75% of annual covered payroll. The contribution requirements of PERS members are established and may be amended only by the State of Mississippi Legislature. The City of Port Gibson, Mississippi contributions to PERS for the years ended September 30, 2018, and 2017, were \$123,670, and \$117,988, respectively, equal to the required contributions for each year.

As of most recent measurement date of the net pension liability, membership data for the pension plan is as follows:

<u>Members Category</u>	<u>Pension</u>
Active members:	
Vested	<u>33</u>
Total Participants	<u>33</u>

CITY OF PORT GIBSON, MISSISSIPPI
Notes to Financial Statements
September 30, 2018



NOTE 10 - DEFINED BENEFIT PENSION PLANS (Continued)

B. Pension Liabilities, Pension Expense, and Deferred Outflows of Resources and Deferred Inflows of Resources Related to Pensions

At September 30, 2018, The City reported a liability of \$2,015,084 for its proportionate share of the net pension liability. The net pension liability was measured as of June 30, 2016, and the total pension liability used to calculate the net pension liability was determined by an actuarial valuation as of that date. The City's proportion of the net pension liability was based on a projection of the City's long-term share of contribution to the pension plan relative to projected contribution of all participating entities, actuarially determined. The City's proportionate share used to calculate the September 30, 2018 net pension liability was 0.0121150 percent, which was based on a measurement date of June 30, 2017. This was an increase of 0.0002269 percent from its proportionate share used to calculate the September 30, 2017 net pension liability, which was based on a measurement date of June 30, 2016.

Deferred outflows of resources and deferred inflows of resources by source reported by the City at September 30, 2018 for the municipal plan is as follows:

A. Governmental Activities:

	Deferred Outflows of Resources	Deferred Inflows of Resources
Differences between expected and actual experience	\$ 51,259	\$ 11,551
Net Difference between projected and actual earnings on pension plan investments	216,270	150,875
Changes of assumptions	126,270	4,426
Changes in proportion and differences between City contributions and proportionate share of contributions	(283,076)	(38,057)
Employers contributions subsequent to the measurement date	23,532	-
Total	<u>\$ 134,255</u>	<u>\$ 128,795</u>

B. Business Activities

	Deferred Outflows of Resources	Deferred Inflows of Resources
Differences between expected and actual experience	\$ 13,801	\$ 3,110
Net Difference between projected and actual earnings on pension plan investments	58,227	40,620
Changes of assumptions	33,996	1,191
Changes in proportion and differences between City contributions and proportionate share of contributions	(76,213)	(10,246)
Employers contributions subsequent to the measurement date	6,335	-
Total	<u>\$ 36,146</u>	<u>\$ 34,675</u>

CITY OF PORT GIBSON, MISSISSIPPI
Notes to Financial Statements
September 30, 2018

NOTE 10 - DEFINED BENEFIT PENSION PLANS (Continued)

Amounts reported as deferred outflows of resources and deferred inflows of resources related to pension at September 30, 2018 will be recognized in pension expense as follows:

<u>Year ended September 30</u>	<u>Amount</u>
2019	\$ 34,438
2020	(1,763)
2021	<u>(46,548)</u>
2022	(9,062)
Total	<u>\$ (22,935)</u>

C. Actuarial assumptions.

Discount rate. The discount rate used to measure the total pension liability was 7.75%. The projection of cash flows used to determine the discount rate assumed that plan member contributions will be made at the current contribution rate (9.00%) and that employer contributions will be made at the current employer contribution rate (15.75%). Based on those assumptions, the pension plan's fiduciary net position was projected to be available to make all projected future benefit payments of current plan members. Therefore, the long-term expected rate of return on pension plan investments was applied to all periods of projected benefit payments to determine the total pension liability.

Sensitivity of the net pension liability to change in the discount rate. Sensitivity of the City's proportionate share of the net pension liability to changes in the discount rate. The following presents the City's proportionate share of the net pension liability calculated using the discount rate of 7.75%, as well as what the Town's proportionate share of the net pension liability would be if it were calculated using a discount rate that is 1-percentage-point lower (6.75%) or 1-percentage-point higher (8.75%) than current rate:

	<u>1% Decrease (6.75%)</u>	<u>Current Discount Rate (7.75%)</u>	<u>1% Increase (8.75%)</u>
City's proportionate share of net pension liability	\$ <u>2,653,288</u>	\$ <u>2,015,084</u>	\$ <u>1,484,653</u>

Pension plan fiduciary net position. Detailed information about the pension plan's fiduciary net position is available in the separately issued PERS financial report.

D. Schedule of Assumptions

The total pension liability in the September 30, 2018 actuarial valuation was determined using the following actuarial assumptions, applied to all periods included in the measurement:

<u>Schedule of Assumptions</u>	<u>Municipal Pension</u>
Inflation	3.0 percent
Salary changes	3.75 - 19.00 %, depending on age, service, and type of employment including inflation.
Investment rate of return	7.75%, net of pension plan investment expense, including inflation.
Mortality Assumption	RP-2014 Healthy Annuitant Blue Collar Table Projected with Scale BB to 2016, set forward one year for males.

CITY OF PORT GIBSON, MISSISSIPPI
Notes to Financial Statements
September 30, 2018

NOTE 10 - DEFINED BENEFIT PENSION PLANS (Continued)

The actuarial assumptions used in the June 30, 2017 valuation were based on the results of an actuarial experience study for the period July 1, 2012 to June 30, 2016. The experience report is dated April 8, 2017.

The long-term expected rate of return on pension plan investments was determined using a log-normal distribution analysis in which best-estimate ranges of expected future real rates of return (expected nominal returns, net of pension plan investment expense and the assumed rate of inflation) are developed for each major asset class. These ranges are combined to produce the long-term expected rate of return by weighting the expected future real rates of return by the target asset allocation percentage and by adding expected inflation.

The target asset allocation and best estimates of arithmetic real rates of return for each major asset class are summarized in the following table:

Asset Class	Target Allocation	Long-Term Expected Real Rate of Return
U. S Broad	34%	5.20%
International Equity	19	5.00
Emerging Markets Equity	8	5.45
Fixed Income	20	0.25
Real Assets	10	4.00
Private Equity	8	6.15
Cash	1	(0.50)
Total	100%	

NOTE 11 - COMMITMENTS AND CONTINGENCIES

The City has been named as a defendant in several lawsuits as of September 30, 2018. These suits are at various stages in the legal system. It is not possible to predict at this time the extent of the City's liability. The City's legal counsel believes that the City of Port Gibson will prevail in these lawsuits.


NOTE 12 - RESERVED FUND BALANCES AND RETAINED EARNINGS

Various bond covenants require the City to maintain cash reserves that can only be used under specific circumstances. The City has no bond covenants.

NOTE 13 - RISK MANAGEMENT

The City is exposed to various risks of loss related to torts; theft of, damage to, and destruction of assets; errors and omissions; injuries to employees; and natural disasters. These risks of loss are covered by participation in a public entity risk pool that operates as a common insurance program and by acquiring commercial insurance coverage. Claims resulting from these risks have historically not exceeded insurance coverage.

CITY OF PORT GIBSON, MISSISSIPPI
Notes to Financial Statements
September 30, 2018



NOTE 14 - PROPERTY TAXES RECEIVABLE AND PROPERTY TAX CALENDAR

Property taxes receivable are recorded in the general fund after the general fund budget is approved by the Board of Aldermen/Alderwomen. At fiscal year-end, the receivable represents delinquent taxes.

Property taxes on real, personal and public utilities attach as an enforceable lien on the levy date or January 1 for the preceding calendar year. Claiborne County bill and collect the real, personal, and ad valorem taxes for the City of Port Gibson, Mississippi. The taxes are remitted to the City on a monthly basis.

The taxes are due on or before February 1; however, installment payments can be made one-half of balance due February 1 and one-fourth each on May 1 and August 1. Major tax payments that are received February through May, are recognized as revenue in the year received. Delinquent tax payments, received throughout the year, are recognized as revenue in the year received.

NOTE 15 - SUBSEQUENT EVENTS

Subsequent events have been evaluated through August 2, 2019, which represents the date the financial statements were available to be issued. Subsequent events after that date have not been evaluated.

NOTE 16 - NEW ACCOUNTING STANDARDS

A. In fiscal year 2018, the City implemented the following GASB Statements:

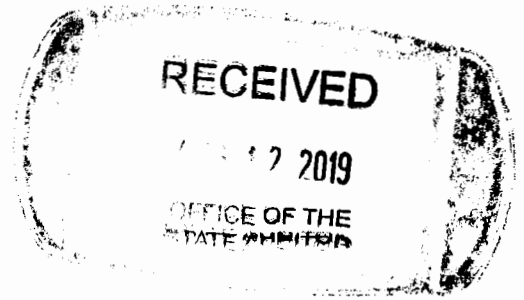
In June 2015, the GASB issued Statement No. 75, "Accounting and Financial Reporting for Postemployment Benefits Other Than Pensions". This statement will improve accounting and financial reporting by state and local governments for postemployment benefits other than pensions (other postemployment benefits or OPEB). These requirements of this statement are effective for financial statements for periods beginning after June 15, 2017.

In June 2015, the GASB issued Statements No. 76, "The Hierarchy of Generally Accepted Accounting Principles for State and Local Governments". This Statement supersedes Statement No. 55, The Hierarchy of Generally Accepted Accounting Principles for State and Local Governments. The requirements of this Statement are effective for financial statements for periods beginning after June 15, 2015, and should be applied retroactively. Earlier application is permitted.

In August 2015, the GASB issued Statement No. 77, "Tax Abatement Disclosures". This Statement requires governments that enter into tax abatement agreements to disclose the following information about the agreements:

- Brief descriptive information, such as the tax being abated, the authority under which tax abatements are provided, eligibility criteria, the mechanism by which taxes are abated, provisions for recapturing abated taxes, and the types of commitments made by tax abatement recipients
- The gross dollar amount of taxes abated during the period.
- Commitments made by a government, other than to abate taxes, as part of a tax abatement agreement.

CITY OF PORT GIBSON, MISSISSIPPI
Notes to the Financial Statements
September 30, 2018



NOTE 16 - NEW ACCOUNTING STANDARDS (Continued)

The requirements of this Statement are effective for financial statements for periods beginning after December 15, 2015. Earlier application is encouraged.

B. The City will adopt the following new accounting pronouncements in future years:

The City is evaluating the impact, if any, upon its financial position, results of operations, or cash flows upon adoption.

In March 2016, the GASB issued Statement No. 82, "Pension Issues-An Amendment of GASB Statements No. 67, No. 68, and No. 73". The objective of this Statement is to address certain issues that have been raised with respect to Statements No. 67, Financial Reporting for Pension Plans, No. 68, Accounting and Financial Reporting for Pensions, and No. 73, Accounting and Financial Reporting for Pensions and Related Assets That Are Not within the Scope of GASB Statement 68, and Amendments to Certain Provisions of GASB Statements 67 and 68. Specifically, this Statement addresses issues regarding (1) the presentation of payroll-related measures in required supplementary information, (2) the selection of assumptions and the treatment of deviations from the guidance in an Actuarial Standard of Practice for financial reporting purposes, and (3) the classification of payments made by employers to satisfy employee (plan member) contribution requirements.

In November 2016, the GASB issued Statement No. 83, "Certain Asset Retirement Obligations". This Statement addresses accounting and financial reporting for certain asset retirement obligations (AROs). An ARO is a legally enforceable liability associated with the retirement of a tangible capital asset. A government that has legal obligations to perform future asset retirement activities related to its tangible capital assets should recognize a liability based on the guidance in this Statement.


The requirements of this Statement are effective for reporting periods beginning after June 15, 2018. Earlier application is encouraged.

In January 2017, the GASB issued Statement No. 84, "Fiduciary Activities". The objective of this Statement is to improve guidance regarding the identification of fiduciary activities for accounting and financial reporting purposes and how those activities should be reported.

This Statement establishes criteria for identifying fiduciary activities of all state and local governments. The focus of the criteria generally is on (1) whether a government is controlling the assets of the fiduciary activity and (2) the beneficiaries with whom a fiduciary relationship exists. Separate criteria are included to identify fiduciary component units and postemployment benefit arrangements that are fiduciary activities.

The requirements of this Statement are effective for reporting periods beginning after December 15, 2018. Earlier application is encouraged.

CITY OF PORT GIBSON, MISSISSIPPI
Notes to the Financial Statements
September 30, 2018



NOTE 16 - NEW ACCOUNTING STANDARDS (Continued)

In March 2017, the GASB issued Statement No. 85, The objective of this Statement is to address practice issues that have been identified during implementation and application of certain GASB Statements. This Statement addresses a variety of topics including issues related to blending component units, goodwill, fair value measurement and application, and postemployment benefits (pensions and other postemployment benefits [OPEB]).

The requirements of this Statement are effective for reporting periods beginning after June 15, 2017. Earlier application is encouraged.

In May 2017, the GASB issued Statement No. 86, "Certain Debt Extinguishments Issues" The primary objective of this Statement is to improve consistency in accounting and financial reporting for in-substance defeasance of debt by providing guidance for transactions in which cash and other monetary assets acquired with only existing resources—resources other than the proceeds of refunding debt—are placed in an irrevocable trust for the sole purpose of extinguishing debt. This Statement also improves accounting and financial reporting for prepaid insurance on debt that is extinguished and notes to financial statements for debt that is defeased in substance.

The requirements of this Statement are effective for reporting periods beginning after June 15, 2017. Earlier application is encouraged.

In June 2017, the GASB issued Statement No. 87, "Leases". The objective of this Statement is to better meet the information needs of financial statement users by improving accounting and financial reporting for leases by governments. This Statement increases the usefulness of governments' financial statements by requiring recognition of certain lease assets and liabilities for leases that previously were classified as operating leases and recognized as inflows of resources or outflows of resources based on the payment provisions of the contract. It establishes a single model for lease accounting based on the foundational principle that leases are financings of the right to use an underlying asset. Under this Statement, a lessee is required to recognize a lease liability and an intangible right-to-use lease asset, and a lessor is required to recognize a lease receivable and a deferred inflow of resources, thereby enhancing the relevance and consistency of information about governments' leasing activities.

The requirements of this Statement are effective for reporting periods beginning after December 15, 2019. Earlier application is encouraged.

Leases should be recognized and measured using the facts and circumstances that exist at the beginning of the period of implementation (or, if applied to earlier periods, the beginning of the earliest period restated). However, lessors should not restate the assets underlying their existing sales-type or direct financing leases. Any residual assets for those leases become the carrying values of the underlying assets.

CITY OF PORT GIBSON, MISSISSIPPI
Notes to the Financial Statements
September 30, 2018

NOTE 16 - NEW ACCOUNTING STANDARDS (Continued)

In April 2018, the GASB issued Statement No. 88, "Certain Disclosures Related to Debt, Including Direct Borrowings and Direct Placements". The primary objective of this Statement is to improve the information that is disclosed in notes to government financial statements related to debt, including direct borrowings and direct placements. It also clarifies which liabilities governments should include when disclosing information related to debt.

The requirements of this Statement are effective for reporting periods beginning after June 15, 2018. Earlier application is encouraged.

In June 2018, the GASB issued Statement No. 89, "Accounting for Interest Cost Incurred Before the End of a Construction Period". The objectives of this Statement are (1) to enhance the relevance and comparability of information about capital assets and the cost of borrowing for a reporting period and (2) to simplify accounting for interest cost incurred before the end of a construction period.

The requirements of this Statement are effective for reporting periods beginning after December 15, 2019. Earlier application is encouraged. The requirements of this Statement should be applied prospectively.

REQUIRED SUPPLEMENTARY INFORMATION

CITY OF PORT GIBSON, MISSISSIPPI
 Required Supplementary Information
 Schedule of the City's Proportionate Share of the Net Pension Liability
 PERS
 Last 10 Fiscal Years*
 September 30, 2018

	2018	2017	2016	2015
City's proportion of the net pension liability (asset)	\$ 2,015,084	\$ 1,836,568	\$ 1,836,268	\$ 1,467,811
City's proportionate share of the net pension liability (asset)	0.012115%	0.011881%	0.011834%	0.011881%
City's covered-employee payroll	754,209	749,129	764,425	744,594
City's proportionate share of the net pension liability (asset) as a percentage of its covered-employee payroll	267.18 %	245.16 %	240.22 %	197.13 %
Plan fiduciary net position as a percentage of the total pension liability	61.49 %	57.47 %	61.70 %	67.21 %

*The amounts presented for each fiscal year were determined as of the measurement date of 6/30 of the year prior to the fiscal year presented.

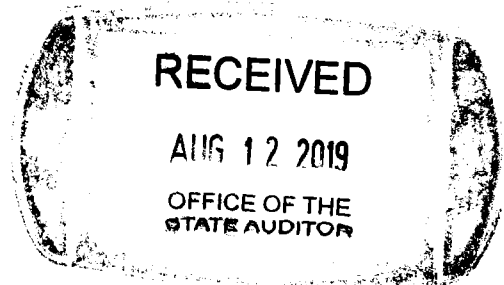
This schedule is presented to illustrate the requirement to show information for 10 years. However, GASB 68 was implemented in the fiscal year September 30, 2018 , and, until a full 10-year trend is compiled, the City has only presented information for the years in which information is available.

The Accompanying Notes are an integral part of these Financial Statements.

City of Port Gibson, Mississippi
Required Supplementary Information
Schedule of the City Contributions
PERS
Last 10 Fiscal Years*

	<u>2018</u>	<u>2017</u>	<u>2016</u>	<u>2015</u>
Contractually required Contribution	\$ 123,670	\$ 117,988	\$ 120,397	\$ 117,274
Contribution in relation to the contractually required contribution	<u>123,670</u>	<u>117,988</u>	<u>120,397</u>	<u>117,274</u>
Contribution deficiency (excess)	<u>\$ -</u>	<u>\$ -</u>	<u>\$ -</u>	<u>\$ -</u>
City's covered-employee payroll	\$ 754,209	\$ 749,129	\$ 764,425	\$ 744,594
Contributions as a percentage of covered-employee payroll	15.75	15.75	15.75	15.75

This schedule is presented to illustrate the requirement to show information for 10 years. However, GASB 68 was implemented in the fiscal year September 30, 2018, and, until a full 10-year trend is compiled, the City has only presented information for the years in which information is available.



The Accompanying Notes are an integral part of these Financial Statements.


CITY OF PORT GIBSON, MISSISSIPPI

REPORTS ON COMPLIANCE AND
INTERNAL CONTROL

SEPTEMBER 30, 2018



BROWN, EWING & CO.
P.A.
CERTIFIED PUBLIC ACCOUNTANTS



INDEPENDENT AUDITOR'S REPORT ON INTERNAL CONTROL OVER
FINANCIAL REPORTING AND ON COMPLIANCE AND OTHER MATTERS
BASED ON AN AUDIT OF FINANCIAL STATEMENTS PERFORMED IN
ACCORDANCE WITH GOVERNMENT AUDITING STANDARDS

The Honorable Mayor Fred Reeves
and Honorable Members of the Board of Alderman
Port Gibson, Mississippi

We have audited, in accordance with the auditing standards generally accepted in the United States of America and the standards applicable to financial audits contained in *Government Auditing Standards* issued by the Comptroller General of the United States, the financial statements of governmental activities, the business-type activities, each major fund, and the aggregate remaining fund information of the City of Port Gibson, Mississippi (the City), as of and for the year ended September 30, 2018, and the related notes to the financial statements, which collectively comprise the City of Port Gibson, Mississippi's basic financial statements and have issued our report thereon dated August 2, 2019.

Internal Control Over Financial Reporting

In planning and performing our audit of financial statements, we considered the City of Port Gibson, Mississippi's internal control over financial reporting (internal control) to determine the audit procedures that are appropriate in the circumstances for the purpose of expressing our opinions on the financial statements, but not for the purpose of expressing an opinion on the effectiveness of the City of Port Gibson, Mississippi's internal control. Accordingly, we do not express an opinion on the effectiveness of the City of Port Gibson, Mississippi's internal control.

A *deficiency in internal control* exists when the design or operation of a control does not allow management or employees, in the normal course of performing their assigned functions, to prevent, or detect and correct, misstatements on a timely basis. A *material weakness* is a deficiency, or a combination of deficiencies, in internal control such that there is a reasonable possibility that a material misstatement of the entity's financial statements will not be prevented, or detected and corrected on a timely basis. A *significant deficiency* is a deficiency, or a combination of deficiencies, in internal control that is less severe than a material weakness, yet important enough to merit attention by those charged with governance.

Our consideration of the internal control was for limited purpose described in the first paragraph of this section and was not designed to identify all deficiencies in internal control that might be material weaknesses or significant deficiencies and therefore, material weaknesses or significant deficiencies may exist that have not been identified. Given these limitations, during our audit we did not identify any deficiencies in internal control that we consider to be material weaknesses. We did identify certain deficiencies in internal control, described in the accompanying schedule of findings and questioned costs that we consider to be significant deficiencies (2018-001).

Compliance and Other Matters


As part of obtaining reasonable assurance about whether the City of Port Gibson, Mississippi's financial statements are free from material misstatement, we performed tests of its compliance with certain provisions of laws, regulations, contracts, and grant agreements, noncompliance with which could have a direct and material effect on the determination of financial statement amounts. However, providing an opinion on compliance with those provisions was not an objective of our audit, and accordingly, we do not express such an opinion. The results of our tests disclosed no instances of noncompliance or other matters that are required to be reported under *Government Auditing Standards*.

City of Port Gibson's Response to Findings

The City of Port Gibson, Mississippi response to the findings identified in our audit is described in the accompanying schedule of findings and responses. The City of Port Gibson, Mississippi's response was not subjected to the auditing procedures applied in the audit of the financial statements and, accordingly, we express no opinion on it.

Purpose of this Report

The purpose of this report is solely to describe the scope of our testing of internal control and compliance and the results of that testing, and not to provide an opinion on the effectiveness of the entity's internal control or on compliance. This report is an integral part of an audit performed in accordance with *Government Auditing Standards* in considering the entity's internal control and compliance. Accordingly, this communication is not suitable for any other purpose.


Ridgeland, Mississippi
August 2, 2019

CITY OF PORT GIBSON, MISSISSIPPI
SCHEDULE OF AUDIT FINDINGS AND RESPONSES
Year Ended September 30, 2018

Finding 2018-01

Collection of Utility Accounts Receivable

Finding

During our water and sewer testwork, we found that two (2) alderpersons, and several other customers had outstanding balances that have extended beyond a reasonable period of time.

Auditor's Recommendation

We strongly suggest that the City enforce its payment policies. In addition, the City should implement administrative control procedures to ensure that collection procedures are properly executed in a timely manner. This will help to improve collections and thereby increase the profitability and the availability of funds.

Auditee's Response

The City will adopt procedures to ensure that the collection policy is enforced for all customers and proper action will be taken to enforce procedures for nonpaying customers.



BROWN, EWING & CO.
P. A.
CERTIFIED PUBLIC ACCOUNTANTS

INDEPENDENT AUDITOR'S REPORT ON COMPLIANCE WITH
STATE LAWS AND REGULATIONS

To the Honorable Mayor Fred Reeves, and
Honorable Members of the Board of Alderman
of the City of Port Gibson, Mississippi

We have audited the financial statements of the government activities, the business-type activities, each major fund, and the aggregate remaining fund information of the City of Port Gibson, Mississippi (the City) as of and for the year ended September 30, 2018, which collectively comprise the City of Port Gibson, Mississippi's basic financial statements and have issued our report thereon dated August 2, 2019. We conducted our audit in accordance with auditing standards generally accepted in the United States of America and the standards applicable to financial audits contained in *Governmental Auditing Standards*, issued by the Comptroller General of the United States.

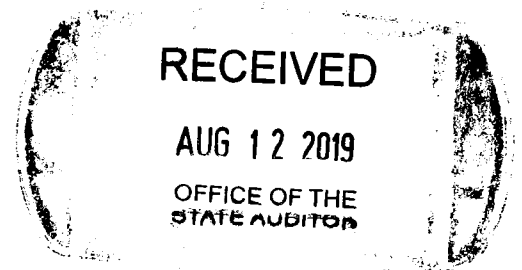
As required by the state legal compliance audit program prescribed by the Office of the State Auditor, we have also performed procedures to test compliance with certain state laws and regulations. However, providing an opinion on compliance with state laws and regulations was not an objective of our audit and, accordingly, we do not express such an opinion.

The results of procedures performed to test compliance with certain other state laws and regulations disclosed no instances on noncompliance.

This report is intended solely for the information of the Mayor, Board of Alderman, management, and federal awarding agencies and pass-through entities and is not intended to be and should not be used by anyone other than these specified parties. However, this report is a matter of public record and its distribution is not limited.

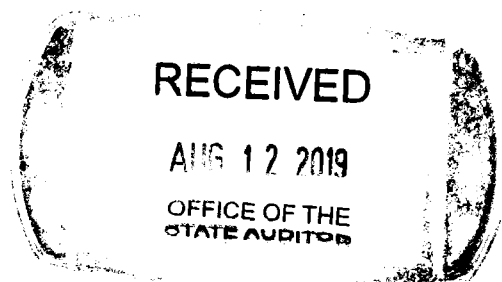
Brown, Ewing & Co.

Ridgeland, Mississippi
August 2, 2019



CITY OF PORT GIBSON, MISSISSIPPI
Schedule of Surety Bonds for Municipal Officials
September 30, 2018

Official Name	Position	Insured By	Bond Amount
Fred Reeves	Mayor	Western Surety Company	\$ 50,000
Lee Ethel King	City Clerk	Western Surety Company	50,000
Debra Chambliss	Deputy Clerk	Western Surety Company	50,000
Calvin Jackson	Chief of Police	Western Surety Company	50,000
Valarie Townsend	Water Supervisor	Western Surety Company	50,000
Inez White	Water Department Deputy Clerk	Western Surety Company	50,000
Shakema Aikerson	Water Department Office Manager	Western Surety Company	50,000
Lula Buck	Alderwoman	Travelers Casualty	25,000
Chelshe Archie	Alderwoman	Travelers Casualty	25,000
Myrtle Hedrick	Alderwoman	Travelers Casualty	25,000
Clarence Scutter	Alderman	Travelers Casualty	25,000
Scott Davis	Alderman	Travelers Casualty	25,000
Jacqueline Watson	Alderwoman	Travelers Casualty	25,000



CITY OF PORT GIBSON, MISSISSIPPI
Statement of Legal Debt Limit
September 30, 2018

Authorized Debt Limit Percent Rule

Authorized Debt Limit Percent	10%	15%
2018 Tax Roll Estimation	\$ 9,628,085	\$ 9,628,085
Less: Homestead Exemption	(23,240)	(23,240)
Net 2018 Estimation Tax Roll	<u>\$ 9,604,845</u>	<u>\$ 9,604,845</u>
Assessed Valuation under respective debt limit	\$ <u>960,485</u>	\$ <u>1,440,727</u>
Less: All Bonded Indebtness	-	-
Deduct: Authorized Exemptions		
Water/Sewer Revenue Bonds	<u>-</u>	<u>-</u>
Present debt subject to limitation	<u>-</u>	<u>-</u>
Margin for further debt under respective debt limits	<u>\$ 960,485</u>	<u>\$ 1,440,727</u>

Section 21-33-303 of Mississippi Code of Ordinances 1972 Annotated - Limitation of indebtedness as amended April 8, 1985, March 30, 1987, October 1, 1989, March 1, 1992, and July 1, 1995.

No municipality shall hereafter issue bonds secured by a pledge of its full faith and credit for the purposes authorized by law in amount which, when added to the then outstanding bonded indebtedness of such municipality, shall exceed either (a) fifteen percent (15%), until September 30, 1999, and then ten percent (10%) thereafter of the assessed value of the taxable property within such municipality, according to the last completed assessment for taxation, or (b) ten percent (10%) of the assessment upon which taxes were levied for its fiscal year ending September 30, 1984, whichever is greater. In computing such indebtedness, there may be deducted all bonds or other evidences of indebtedness, heretofore or hereafter issued, for school, water, sewerage systems, gas, and light and power purposes, and for the construction of special improvements primarily chargeable to the property benefited, or for the purpose of paying the municipality contract and indebtedness which, when added to all of the outstanding general obligation indebtedness, both bonded and floating, shall exceed either (a) twenty percent (20%) until September 30, 1999, and fifteen percent (15%) thereafter of the assessed value of all taxable property within such municipality according to the last completed assessment for taxation or (b) fifteen percent (15%) of the assessment upon which taxes were levied for its fiscal year ending September 30, 1984, whichever is greater. Nothing herein contained shall be construed to apply to contract obligations in any form heretofore or hereafter incurred by any municipality which are subject to annual appropriations therefore or to bonds heretofore issued by any municipality for school purposes, or to contract obligations in any form heretofore or hereafter incurred by any municipality which are payable exclusively from the revenues of any municipality-owned utility, or to bonds issued by any municipality under the provisions of Sections 57-1-1 through 57-1-51, or to any special assessment improvement bonds issued by any municipality under the provisions of Sections 21-41-1 through 21-41-53.

CITY OF PORT GIBSON, MISSISSIPPI
Schedule of Long-Term Debt
September 30, 2018

	Authorized	Issued	During Fiscal Year			Debt Forgiveness Adjustments	Balance Outstanding 09/30/18
			Balance Outstanding 10/01/17	Issued	Retired		
General Government:							
Obligation under capital lease	\$ 1,189,045	1,189,045	444,612	-	30,733	-	\$ 413,879
Total General Government	<u>1,189,045</u>	<u>1,189,045</u>	<u>444,612</u>	<u>-</u>	<u>30,733</u>	<u>-</u>	<u>413,879</u>
Proprietary:							
Long-term Debt							
MS Development Authority Cap Loan	182,620	182,620	23,094	-	13,770	-	9,324
MS Dept. of Health	2,811,353	2,811,353	2,356,145	-	102,396	-	2,253,749
Obligation under capital lease	739,532	739,532	319,745	-	21,091	-	298,654
DEQSRF loan	-	-	943,424	-	51,853	-	891,571
DEQWPE loan	64,916	64,916	42,886	-	6,454	-	36,432
Total Long-Term Debt	<u>3,798,421</u>	<u>3,798,421</u>	<u>3,685,294</u>	<u>-</u>	<u>195,564</u>	<u>-</u>	<u>3,489,730</u>
Total Long-Term Debt	\$ <u>4,987,466</u>	<u>4,987,466</u>	<u>4,129,906</u>	<u>-</u>	<u>226,297</u>	<u>-</u>	\$ <u>3,903,609</u>

