



The following document was not prepared by the Office of the State Auditor, but was prepared by and submitted to the Office of the State Auditor by a private CPA firm. The document was placed on this web page as it was submitted. The Office of the State Auditor assumes no responsibility for its content or for any errors located in the document. Any questions of accuracy or authenticity concerning this document should be submitted to the CPA firm that prepared the document. The name and address of the CPA firm appears in the document.

LUMBERTON PUBLIC SCHOOL DISTRICT

Audited Financial Statements
For the Year Ended June 30, 2018

St. Clair CPA, PLLC
Carriere, MS

This page left blank intentionally.


TABLE OF CONTENTS

INDEPENDENT AUDITOR’S REPORT.....	1
MANAGEMENT’S DISCUSSION AND ANALYSIS.....	7
BASIC FINANCIAL STATEMENTS.....	17
Government-wide Financial Statements	
Exhibit A Statement of Net Position.....	19
Exhibit B Statement of Activities.....	20
Governmental Funds Financial Statements	
Exhibit C Balance Sheet – Governmental Funds.....	21
Exhibit C-1 Reconciliation of Governmental Funds Balance Sheet to the Statement of Net Position.....	22
Exhibit D Statement of Revenues, Expenditures and Changes in Fund Balances – Governmental Funds	23
Exhibit D-1 Reconciliation of the Governmental Funds Statement of Revenues, Expenditures and	
Changes in Fund Balances to the Statement of Activities.....	24
Fiduciary Funds Financial Statements	
Exhibit E Statement of Fiduciary Assets and Liabilities	25
Notes to the Financial Statements.....	27
REQUIRED SUPPLEMENTARY INFORMATION.....	43
Budgetary Comparison Schedule for the General Fund.....	45
Budgetary Comparison Schedule for the Major Special Revenue Fund – 16 th Section Interest Fund.....	46
Budgetary Comparison Schedule for the Major Special Revenue Fund – EEF Building and Bus Fund.....	47
Schedule of the District’s Proportionate Share of the Net Pension Liability.....	48
Schedule of District Contributions (PERS).....	49
Schedule of the District’s Proportionate Share of the Net OPEB Liability.....	50
Schedule of District Contributions (OPEB).....	51
Notes to the Required Supplementary Information.....	52
SUPPLEMENTARY INFORMATION.....	55
Schedule of Expenditures of Federal Awards.....	57
Notes to the Schedule of Expenditures of Federal Awards.....	58
Schedule of Instructional, Administrative and Other Expenditures - Governmental Funds	59
OTHER INFORMATION.....	61
Statement of Revenues, Expenditures and Changes in Fund Balances – General Fund, Last Four Years.....	63
Statement of Revenues, Expenditures and Changes in Fund Balances – All Governmental Funds, Last Four Years	64
REPORTS ON INTERNAL CONTROLS AND COMPLIANCE.....	65
Independent Auditor’s Report on Internal Control over Financial Reporting and on Compliance and Other Matters	
Based on an Audit of Financial Statements Performed in Accordance with <i>Government Auditing Standards</i> ...	67
Independent Auditor’s Report on Compliance for Each Major Federal Program and Report on Internal Control	
Over Compliance Required by the Uniform Guidance	69
INDEPENDENT AUDITOR’S REPORT ON COMPLIANCE WITH STATE LAWS AND REGULATIONS	71
SCHEDULE OF FINDINGS AND QUESTIONED COSTS.....	75
AUDITEE’S CORRECTIVE ACTION PLAN AND SUMMARY OF PRIOR FEDERAL AUDIT FINDINGS.....	79

This page left blank intentionally.

INDEPENDENT AUDITOR'S REPORT

This page left blank intentionally.



ST. CLAIR CPA, PLLC
CERTIFIED PUBLIC ACCOUNTANT

INDEPENDENT AUDITOR'S REPORT

Superintendent and School Board
Lumberton Public School District

Report on the Financial Statements

I have audited the accompanying financial statements of the governmental activities, each major fund, and the aggregate remaining fund information of the Lumberton Public School District as of and for the year ended June 30, 2018, and the related notes to the financial statements, which collectively comprise the Lumberton Public School District's basic financial statements as listed in the table of contents.

Management's Responsibility for the Financial Statements

Management is responsible for the preparation and fair presentation of these financial statements in accordance with accounting principles generally accepted in the United States of America; this includes the design, implementation, and maintenance of internal control relevant to the preparation and fair presentation of financial statements that are free from material misstatement, whether due to fraud or error.

Auditor's Responsibility

My responsibility is to express opinions on these financial statements based on my audit. I conducted my audit in accordance with auditing standards generally accepted in the United States of America and the standards applicable to financial audits contained in *Government Auditing Standards*, issued by the Comptroller General of the United States. Those standards require that I plan and perform the audit to obtain reasonable assurance about whether the financial statements are free of material misstatement.

An audit involves performing procedures to obtain audit evidence about the amounts and disclosures in the financial statements. The procedures selected depend on the auditor's judgment, including the assessment of the risks of material misstatement of the financial statements, whether due to fraud or error. In making those risk assessments, the auditor considers internal control relevant to the entity's preparation and fair presentation of the financial statements in order to design audit procedures that are appropriate in the circumstances, but not for the purpose of expressing an opinion on the effectiveness of the entity's internal control. Accordingly, I express no such opinion. An audit also includes evaluating the appropriateness of accounting policies used and the reasonableness of significant accounting estimates made by management, as well as evaluating the overall presentation of the financial statements.

I believe that the audit evidence I have obtained is sufficient and appropriate to provide a basis for my audit opinions.

Opinions

In my opinion, the financial statements referred to above present fairly, in all material respects, the respective financial position of the governmental activities, each major fund, and the aggregate remaining fund information of the Lumberton Public School District, as of June 30, 2018, and the respective changes in financial position thereof for the year then ended in accordance with accounting principles generally accepted in the United States of America.

Emphasis of Matter

As further explained in Note 15 to the financial statements, the Lumberton Public School District ceased to exist on July 1, 2018 due to a voluntary consolidation with Lamar County School District. All assets and liabilities of Lumberton Public School District transferred to Lamar County School District. My opinion is not modified with respect to this matter.

As discussed in Note 1 to the financial statements, the school district adopted Governmental Accounting Standards Board ("GASB") Statement No. 74, Financial Reporting for Postemployment Benefits Plans Other Than Pension Plans, and GASB Statement No. 75, Accounting and Financial Reporting for Postemployment Benefits Other Than Pensions. As a result, net position as of July 1, 2017 has been restated. My opinion is not modified with respect to this matter.

Other Matters

Required Supplementary Information

Accounting principles generally accepted in the United States of America require that the management's discussion and analysis, budgetary comparison information, schedule of the district's proportionate share of the net pension liability, schedule of district contributions (PERS), the district's proportionate share of the net OPEB liability and schedule of district contributions (OPEB) be presented to supplement the basic financial statements. Such information, although not a part of the basic financial statements, is required by the Governmental Accounting Standards Board, who considers it to be an essential part of financial reporting for placing the basic financial statements in an appropriate operational, economic, or historical context. I have applied certain limited procedures to the required supplementary information in accordance with auditing standards generally accepted in the United States of America, which consisted of inquiries of management about the methods of preparing the information and comparing the information for consistency with management's responses to my inquiries, the basic financial statements, and other knowledge I obtained during my audit of the basic financial statements. I do not express an opinion or provide any assurance on the information because the limited procedures do not provide me with sufficient evidence to express an opinion or provide any assurance.

Other Information

My audit was conducted for the purpose of forming opinions on the financial statements that collectively comprise the Lumberton Public School District's basic financial statements. The accompanying Schedule of Expenditures of Federal Awards, as required by *Title 2 U.S. Code of Federal Regulations Part 200, Uniform Administrative Requirements, Cost Principles, and Audit Requirements for Federal Awards*, the Schedule of Instructional, Administrative and Other Expenditures for Governmental Funds, and the other information section, which includes the Statement of Revenues, Expenditures and Changes in Fund Balances—General Fund, Last Four Years and the Statement of Revenues, Expenditures and Changes in Fund Balances—All Governmental Funds, Last Four Years are presented for purposes of additional analysis and are not a required part of the basic financial statements.

The accompanying Schedule of Expenditures of Federal Awards, as required by *Title 2 U.S. Code of Federal Regulations Part 200, Uniform Administrative Requirements, Cost Principles, and Audit Requirements for Federal Awards* and the Schedule of Instructional, Administrative and Other Expenditures for Governmental Funds are the responsibility of management and were derived from and relate directly to the underlying accounting and other records used to prepare the basic financial statements. Such information has been subjected to the auditing procedures applied in the audit of the basic financial statements and certain additional procedures, including comparing and reconciling such information directly to the underlying accounting and other records used to prepare the financial statements or to the financial statements themselves, and other additional procedures in accordance with auditing standards generally accepted in the United States of America. In my opinion, the accompanying supplementary information mentioned above is fairly stated in all material respects in relation to the basic financial statements as a whole.

The other information section, which includes the Statement of Revenues, Expenditures and Changes in Fund Balances—General Fund, Last Four Years and the Statement of Revenues, Expenditures and Changes in Fund Balances—All Governmental Funds, Last Four Years has not been subjected to the auditing procedures applied in the audit of the basic financial statements and, accordingly, I do not express an opinion or provide any assurance on it.

Other Reporting Required by Government Auditing Standards

In accordance with *Government Auditing Standards*, I have also issued my report dated December 31, 2018, on my consideration of the Lumberton Public School District's internal control over financial reporting and on my tests of its

compliance with certain provisions of laws, regulations, contracts and grant agreements and other matters. The purpose of that report is solely to describe the scope of my testing of internal control over financial reporting and compliance and the results of that testing, and not to provide an opinion on the effectiveness of the Lumberton Public School District's internal control over financial reporting or on compliance. That report is an integral part of an audit performed in accordance with *Government Auditing Standards* in considering Lumberton Public School District's internal control over financial reporting and compliance.

St. Clair CPA, PLLC

St. Clair CPA, PLLC
Carriere, MS
December 31, 2018

This page left blank intentionally.

MANAGEMENT'S DISCUSSION AND ANALYSIS

This page left blank intentionally.

LUMBERTON PUBLIC SCHOOL DISTRICT
MANAGEMENT'S DISCUSSION AND ANALYSIS
FOR THE YEAR ENDED JUNE 30, 2018

The following discussion and analysis of Lumberton Public School District's financial performance provides an overview of the School District's financial activities for the year ended June 30, 2018. The intent of this discussion and analysis is to look at the School District's performance as a whole. Readers are encouraged to review the financial statements and the notes to the financial statements to enhance their understanding of the School District's financial performance.

FINANCIAL HIGHLIGHTS

- Total net position for 2018 decreased \$2,221,580, including a prior period adjustment of (\$532,035) due primarily to the recording of the net OPEB liability and related deferred outflows/inflows, which represents a 146% decrease from fiscal year 2017. Total net position for 2017 decreased \$1,290,670, which represents a 46% decrease from fiscal year 2016.
- General revenues amounted to \$5,013,166 and \$5,025,594, or 80% and 81% of all revenues for fiscal years 2018 and 2017, respectively. Program specific revenues in the form of charges for services and grants and contributions accounted for \$1,253,961, or 20% of total revenues for 2018, and \$1,210,034, or 19% of total revenues for 2017.
- The District had \$7,956,672 and \$7,526,298 in expenses for fiscal years 2018 and 2017; only \$1,253,961 for 2018 and \$1,210,034 for 2017 of these expenses was offset by program specific charges for services, grants and contributions. General revenues of \$5,013,166 for 2018 and \$5,025,594 for 2017 were not adequate to provide for these programs.
- Among major funds, the General Fund had \$4,816,511 in revenues and \$6,116,328 in expenditures for 2018, and \$4,773,761 in revenues and \$5,460,632 in expenditures in 2017. The General Fund's fund balance decreased by \$1,675,428 from 2017 to 2018, and decreased by \$945,757 from 2016 to 2017.
- Capital assets, net of accumulated depreciation, increased by \$75,578 for 2018 and increased by \$168,032 for 2017. The increase for 2018 was due primarily to improvements completed during the fiscal year and the purchase of various items of mobile equipment and furniture and equipment.
- Long-term debt decreased by \$686,765 for 2018 and decreased by \$198,447 for 2017. The decrease for 2018 was due primarily to principal payments on outstanding long-term debt. The liability for compensated absences decreased by \$3,765 for 2018 and decreased by \$8,447 for 2017.

OVERVIEW OF THE FINANCIAL STATEMENTS

This discussion and analysis serves as an introduction to the District's basic financial statements, which include government-wide financial statements, fund financial statements, and notes to the financial statements. This report also contains required supplementary information, supplementary information, and other information.

Government-wide Financial Statements

The government-wide financial statements are designed to provide the reader with a broad overview of the District's finances. These statements consist of the Statement of Net Position and the Statement of Activities, which are prepared using the flow of economic resources measurement focus and the accrual basis of accounting. The current year's revenues and expenses are taken into account regardless of when cash is received or paid.

The Statement of Net Position presents information on all the District's nonfiduciary assets, deferred outflows, liabilities, and deferred inflows, with the differences between them reported as "net position." Over time, increases or decreases in the District's net position may serve as a useful indicator of whether its financial position is improving or deteriorating.

The Statement of Activities presents information showing how the District's net position changed during the most recent fiscal year. All changes in net position are reported as soon as the underlying event giving rise to the change occurs, regardless of the timing of related cash flows. Thus, revenues and expenses are reported in this statement for some items that will only result in cash flows in future fiscal periods.

The government-wide financial statements outline functions of the District that are principally supported by property taxes and intergovernmental revenues (governmental activities). The governmental activities of the District include instruction, support services, non-instructional, sixteenth section, pension expense, OPEB expense, and interest on long-term liabilities.

LUMBERTON PUBLIC SCHOOL DISTRICT
MANAGEMENT'S DISCUSSION AND ANALYSIS
FOR THE YEAR ENDED JUNE 30, 2018

Fund Financial Statements

A fund is a grouping of related accounts that is used to maintain control over resources that have been segregated for specific activities or objectives. The District uses fund accounting to ensure and demonstrate compliance with finance-related legal requirements. All of the funds of the District can be divided into two categories: governmental funds and fiduciary funds.

Governmental funds – Most of the District's general activities are reported in its governmental funds. Governmental funds are used to account for essentially the same functions reported as governmental activities in the government-wide financial statements. However, governmental funds are accounted for using the modified accrual basis of accounting and the flow of current financial resources measurement focus. The approach focuses on near-term inflows and outflows of spendable resources, as well as balances of spendable resources available at year end. The governmental fund statements provide a detailed view of the District's near-term financing requirements.

Because the focus of governmental funds is narrower than that of the government-wide financial statements, it is useful to compare the information presented for governmental funds with similar information presented for governmental activities in the government-wide financial statements. By doing so, the reader may gain a better understanding of the long-term impact of the District's near-term financing decisions. The governmental funds Balance Sheet is reconciled to the Statement of Net Position, and the governmental funds Statement of Revenues, Expenditures, and Changes in Fund Balances is reconciled to the Statement of Activities to facilitate this comparison between governmental funds and governmental activities.

The District maintains individual governmental funds in accordance with the *Financial Accounting Manual for Mississippi Public School Districts*. Information is presented separately in the governmental funds Balance Sheet and in the governmental funds Statement of Revenues, Expenditures, and Changes in Fund Balances for all major funds. All non-major funds are combined and presented in these reports as other governmental funds.

Fiduciary funds – Fiduciary funds are used to account for resources held for the benefit of parties outside the District. Fiduciary funds are not reflected in the government-wide financial statements because resources of those funds are not available to support the District's own programs. These funds are reported using the accrual basis of accounting. The school district is responsible for ensuring that the assets reported in these funds are used for their intended purpose.

Reconciliation of Government-wide and Fund Financial Statements

The financial statements include two schedules that reconcile the amounts reported on the governmental funds financial statements (modified accrual basis of accounting) with government-wide financial statements (accrual basis of accounting). The following summarizes the major differences between the two statements:

Capital assets used in governmental activities are not reported on governmental funds financial statements.

Capital outlay spending results in capital assets on government-wide financial statements, but is reported as expenditures on the governmental funds financial statements.

Bond and note proceeds result in liabilities on government-wide financial statements, but are recorded as other financing sources on the governmental funds financial statements.

A net pension liability and net OPEB liability result in liabilities on the government-wide financial statements but are not reported on governmental funds financial statements.

Certain other outflows represent either increases or decreases in liabilities on the government-wide financial statements, but are reported as expenditures on the governmental funds financial statements.

Notes to the financial statements

The notes provide additional information that is essential to a full understanding of the data provided in the government-wide and fund financial statements. The notes to the financial statements can be found immediately following the basic financial statements.

LUMBERTON PUBLIC SCHOOL DISTRICT
MANAGEMENT'S DISCUSSION AND ANALYSIS
FOR THE YEAR ENDED JUNE 30, 2018

Required Supplementary Information

In addition to the basic financial statements and accompanying notes, this report also presents budgetary comparison schedules, Schedule of the District's Proportionate Share of the Net Pension Liability, Schedule of District Contributions (PERS), Schedule of the District's Proportionate Share of the Net OPEB Liability, and Schedule of District Contributions (OPEB) as required supplementary information. The District adopts an annual operating budget for all governmental funds. A budgetary comparison schedule has been provided for the General Fund and each additional major special revenue fund as required by the Governmental Accounting Standards Board.

Supplementary Information

Additionally, a Schedule of Expenditures of Federal Awards as required by Title 2 U.S. Code of Federal Regulations Part 200, Uniform Administrative Requirements, Cost Principles, and Audit Requirements for Federal Awards and a Schedule of Instructional, Administrative and Other Expenditures for governmental funds can be found in this report.

Other Information

Although not a required part of the basic financial statements, the Statement of Revenues, Expenditures and Changes in Fund Balances—General Fund, Last Four Years and the Statement of Revenues, Expenditures and Changes in Fund Balances—All Governmental Funds, Last Four Years, is presented for purposes of additional analysis as required by the Mississippi Department of Education.

GOVERNMENT-WIDE FINANCIAL ANALYSIS

Net position

Net position may serve over time as a useful indicator of the District's financial position. Liabilities and deferred inflows of resources exceeded assets and deferred outflows of resources by \$695,837 as of June 30, 2018.

The District's financial position is a product of several financial transactions including the net result of activities, the payment of debt, the acquisition and disposal of capital assets and the depreciation of capital assets.

Table 1 presents a summary of the District's net position at June 30, 2018 and June 30, 2017.

LUMBERTON PUBLIC SCHOOL DISTRICT
MANAGEMENT'S DISCUSSION AND ANALYSIS
FOR THE YEAR ENDED JUNE 30, 2018

Table 1
Condensed Statement of Net Position

	<u>June 30, 2018</u>	<u>June 30, 2017</u>	<u>Percentage Change</u>
Current assets	\$ 2,390,592	\$ 4,665,832	(48.76) %
Restricted assets	1,661,740	1,367,874	21.48 %
Capital assets, net	4,630,904	4,555,326	1.66 %
Total assets	<u>8,683,236</u>	<u>10,589,032</u>	(18.00) %
 Deferred outflows of resources	 <u>906,780</u>	 <u>1,595,285</u>	 (43.16) %
Current liabilities	9,403	39,163	(75.99) %
Long-term debt outstanding	25,824	712,589	(96.38) %
Net OPEB liability	563,218	0	N/A
Net pension liability	9,296,467	9,568,582	(2.84) %
Total liabilities	<u>9,894,912</u>	<u>10,320,334</u>	(4.12) %
 Deferred inflows of resources	 <u>390,941</u>	 <u>338,240</u>	 15.58 %
 Net position:			
Net investment in capital assets	4,630,904	3,872,326	19.59 %
Restricted	1,695,270	1,971,456	(14.01) %
Unrestricted	(7,022,011)	(4,318,039)	(62.62) %
Total net position	<u>\$ (695,837)</u>	<u>\$ 1,525,743</u>	(145.61) %

Additional information on unrestricted net position:

In connection with the application of standards on accounting and financial reporting for pensions and OPEB, management presents the following additional information:

Total unrestricted net position (deficit)	\$ (7,022,011)
Less unrestricted deficit in net position resulting from recognition of the net pension liability and net OPEB liability including the related deferred outflows and deferred inflows	<u>9,343,846</u>
Unrestricted net position, exclusive of the net pension liability and net OPEB liability effect	<u>\$ 2,321,835</u>

The following are significant current year transactions that have had an impact on the Statement of Net Position.

- Increase in net capital assets in the amount of \$75,578.
- The principal retirement of \$683,000 of long-term debt.
- Recognition of the net pension liability in the amount of \$9,296,467.
- Implementation of GASB 75 which resulted in the recognition of a net OPEB liability in the amount of \$563,218.

Changes in net position

The District's total revenues for the fiscal years ended June 30, 2018 and June 30, 2017 were \$6,267,127 and \$6,235,628, respectively. The total cost of all programs and services was \$7,956,672 for 2018 and \$7,526,298 for 2017.

Table 2 presents a summary of the changes in net position for the fiscal years ended June 30, 2018 and June 30, 2017.

LUMBERTON PUBLIC SCHOOL DISTRICT
MANAGEMENT'S DISCUSSION AND ANALYSIS
FOR THE YEAR ENDED JUNE 30, 2018

Table 2
Changes in Net Position

	<u>Year Ended</u> <u>June 30, 2018</u>	<u>Year Ended</u> <u>June 30, 2017</u>	<u>Percentage</u> <u>Change</u>
Revenues:			
Program revenues:			
Charges for services	\$ 98,318	\$ 134,831	(27.08) %
Operating grants and contributions	1,155,643	1,075,203	7.48 %
General revenues:			
Property taxes	1,705,622	1,676,115	1.76 %
Grants and contributions not restricted	3,216,084	3,133,550	2.63 %
Investment earnings	45,242	30,932	46.26 %
Sixteenth section sources	42,037	134,018	(68.63) %
Other	4,181	50,979	(91.80) %
Total revenues	<u>6,267,127</u>	<u>6,235,628</u>	0.51 %
Expenses:			
Instruction	3,778,759	3,356,568	12.58 %
Support services	2,636,548	2,363,731	11.54 %
Non-instructional	360,297	365,920	(1.54) %
Sixteenth section	1,326	5,371	(75.31) %
Pension expense	1,107,952	1,391,141	(20.36) %
OPEB expense	32,325	0	N/A
Interest on long-term liabilities	39,465	43,567	(9.42) %
Total expenses	<u>7,956,672</u>	<u>7,526,298</u>	5.72 %
Increase (Decrease) in net position	<u>(1,689,545)</u>	<u>(1,290,670)</u>	(30.90) %
Net Position, July 1, as previously reported	<u>1,525,743</u>	<u>2,816,413</u>	(45.83) %
Prior Period Adjustment	<u>(532,035)</u>	<u>0</u>	N/A
Net Position, July 1, as restated	<u>993,708</u>	<u>2,816,413</u>	(64.72) %
Net Position, June 30	<u><u>\$ (695,837)</u></u>	<u><u>\$ 1,525,743</u></u>	(145.61) %

Governmental activities

The following table presents the cost of seven major District functional activities: instruction, support services, non-instructional, sixteenth section, pension expense, OPEB expense and interest on long-term liabilities. The table also shows each functional activity's net cost (total cost less charges for services generated by the activities and intergovernmental aid provided for specific programs). The net cost presents the financial burden that was placed on the State and District's taxpayers by each of these functions.

LUMBERTON PUBLIC SCHOOL DISTRICT
MANAGEMENT'S DISCUSSION AND ANALYSIS
FOR THE YEAR ENDED JUNE 30, 2018

Table 3
Net Cost of Governmental Activities

	Total Expenses		Percentage Change
	2018	2017	
Instruction	\$ 3,778,759	\$ 3,356,568	12.58 %
Support services	2,636,548	2,363,731	11.54 %
Non-instructional	360,297	365,920	(1.54) %
Sixteenth section	1,326	5,371	(75.31) %
Pension Expense	1,107,952	1,391,141	(20.36) %
OPEB Expense	32,325	0	N/A
Interest on long-term liabilities	39,465	43,567	(9.42) %
Total expenses	\$ 7,956,672	\$ 7,526,298	5.72 %

	Net (Expense) Revenue		Percentage Change
	2018	2017	
Instruction	\$ (3,290,047)	\$ (2,982,559)	10.31 %
Support services	(2,313,506)	(1,960,229)	18.02 %
Non-instructional	81,910	54,727	49.67 %
Sixteenth section	(1,326)	6,505	(120.38) %
Pension Expense	(1,107,952)	(1,391,141)	(20.36) %
OPEB Expense	(32,325)	0	N/A
Interest on long-term liabilities	(39,465)	(43,567)	(9.42) %
Total net (expense) revenue	\$ (6,702,711)	\$ (6,316,264)	6.12 %

- Net cost of governmental activities (\$6,702,711 for 2018 and \$6,316,264 for 2017) was financed by general revenue, which is primarily made up of property taxes (\$1,705,622 for 2018 and \$1,676,115 for 2017) and state and federal revenues (\$3,216,084 for 2018 and \$3,133,550 for 2017). In addition, there was \$42,037 and \$134,018 in Sixteenth Section sources for 2018 and 2017, respectively.
- Investment earnings amounted to \$45,242 for 2018 and \$30,932 for 2017.

FINANCIAL ANALYSIS OF THE DISTRICT'S FUNDS

As noted earlier, the District uses fund accounting to ensure and demonstrate compliance with finance-related legal requirements.

Governmental funds. The focus of the District's governmental funds is to provide information on current inflows, outflows and balances of spendable resources. Such information is useful in assessing the District's financing requirements. In particular, unassigned fund balance may serve as a useful measure of the District's net resources available for spending at the end of the fiscal year.

The financial performance of the District as a whole is reflected in its governmental funds. As the District completed the year, its governmental funds reported a combined fund balance of \$4,042,929, a decrease of \$1,957,486, which includes a prior period adjustment of (\$3,897) and an increase in inventory of \$663. \$2,087,430, or 52% of the fund balance is unassigned, which represents the residual classification for the General Fund's fund balance that has not been assigned to other funds and that has not been restricted, committed, or assigned to specific purposes within the general fund. The remaining fund balance of \$1,955,499, or 48% is either nonspendable, restricted, committed or assigned to indicate that it is not available for spending except only for the purposes to which it is restricted, committed or assigned.

The General Fund is the principal operating fund of the District. The decrease in fund balance in the General Fund for the fiscal year was \$1,675,428. The fund balance of Other Governmental Funds showed a decrease in the amount of \$320,849, which

LUMBERTON PUBLIC SCHOOL DISTRICT
MANAGEMENT'S DISCUSSION AND ANALYSIS
FOR THE YEAR ENDED JUNE 30, 2018

includes a prior period adjustment of (\$3,897) and an increase in inventory of \$663. The increase (decrease) in the fund balances for the other major funds were as follows:

<u>Major Fund</u>	<u>Increase (Decrease)</u>
Title I-A Basic Fund	no increase or decrease
EHA Part B Fund	no increase or decrease
Sixteenth Section Principal Fund	\$ 38,791

BUDGETARY HIGHLIGHTS

During the year, the District revised the annual operating budget. Budget revisions were made to address and correct the original budgets to reflect more accurately the sources and uses of funding for the School District. Budget revisions during the fiscal year were routine in nature and were insignificant when compared with total revenues and expenditures of the District.

A schedule showing the original and final budget amounts compared to the District's actual financial activity for the General Fund and major special revenue funds is provided in this report as required supplementary information.

CAPITAL ASSETS AND DEBT ADMINISTRATION

Capital Assets. As of June 30, 2018, the District's total capital assets were \$8,804,059, including land, school buildings, building improvements, improvements other than buildings, buses, other school vehicles, and furniture and equipment. This amount represents a gross increase of \$241,098 from 2017 due primarily to improvements completed during the fiscal year and the purchase of various items of mobile equipment and furniture and equipment. Total accumulated depreciation as of June 30, 2018, was \$4,173,155, and total depreciation expense for the year was \$235,328, resulting in total net capital assets of \$4,630,904.

Table 4
Capital Assets, Net of Accumulated Depreciation

	<u>June 30, 2018</u>	<u>June 30, 2017</u>	<u>Percentage Change</u>
Land	\$ 53,382	\$ 53,382	0.00 %
Buildings	3,063,608	3,161,310	(3.09) %
Building improvements	297,102	310,020	(4.17) %
Improvements other than buildings	659,957	556,126	18.67 %
Mobile equipment	545,563	467,376	16.73 %
Furniture and equipment	11,292	7,112	58.77 %
Total	\$ 4,630,904	\$ 4,555,326	1.66 %

Additional information on the District's capital assets can be found in Note 5 included in this report.

Debt Administration. At June 30, 2018, the District had \$25,824 in outstanding long-term debt, of which \$1,291 is due within one year. During the fiscal year, the District made principal payments totaling \$683,000 on outstanding long-term debt. The liability for compensated absences decreased \$3,765 from the prior year.

LUMBERTON PUBLIC SCHOOL DISTRICT
MANAGEMENT'S DISCUSSION AND ANALYSIS
FOR THE YEAR ENDED JUNE 30, 2018

Table 5
Outstanding Long-Term Debt

	<u>June 30, 2018</u>	<u>June 30, 2017</u>	<u>Percentage Change</u>
Limited obligation refunding bonds payable	\$ 0	\$ 263,000	(100.00) %
Three mill notes payable	0	420,000	(100.00) %
Compensated absences payable	25,824	29,589	(12.72) %
Total	<u><u>\$ 25,824</u></u>	<u><u>\$ 712,589</u></u>	(96.38) %

Additional information on the District's long-term debt can be found in Note 6 included in this report.

CONTACTING THE DISTRICT'S FINANCIAL MANAGEMENT

If you have any questions about this report or need additional financial information, contact the Superintendent's Office of the Lamar County School District, P.O. Box 609, Purvis, MS 39475.

BASIC FINANCIAL STATEMENTS

This page left blank intentionally.

LUMBERTON PUBLIC SCHOOL DISTRICT
Statement of Net Position
June 30, 2018

Exhibit A

	Governmental Activities
Assets	
Cash and cash equivalents	\$ 2,231,156
Due from other governments	133,709
Inventories	25,727
Restricted assets (Note 4)	1,661,740
Non-depreciable capital assets (Note 5)	53,382
Depreciable capital assets, net (Note 5)	4,577,522
Total Assets	<u>8,683,236</u>
Deferred Outflows of Resources	
Deferred outflow - pensions (Note 7)	857,860
Deferred outflow - OPEB (Note 8)	48,920
Total Deferred Outflows of Resources	<u>906,780</u>
Liabilities	
Accounts payable and accrued liabilities	7,542
Due to other governments	1,861
Long-term liabilities (Due within one year) (Note 6)	
Non-capital related liabilities	1,291
Net OPEB Liability (Note 8)	22,727
Long-term liabilities (Due beyond one year) (Note 6)	
Non-capital related liabilities	24,533
Net pension liability (Note 7)	9,296,467
Net OPEB liability (Note 8)	540,491
Total Liabilities	<u>9,894,912</u>
Deferred Inflows of Resources	
Deferred inflows - pensions (Note 7)	362,262
Deferred inflows - OPEB (Note 8)	28,679
Total Deferred Inflows of Resources	<u>390,941</u>
Net Position	
Net investment in capital assets	4,630,904
Restricted net position	
Expendable	
School-based activities	126,786
Debt service	12,667
Forestry improvements	126,878
Unemployment benefits	25,291
Non-expendable	
Sixteenth section	1,403,648
Unrestricted	<u>(7,022,011)</u>
Total Net Position	<u>\$ (695,837)</u>

The notes to the financial statements are an integral part of this statement.

LUMBERTON PUBLIC SCHOOL DISTRICT
Statement of Activities
For the Year Ended June 30, 2018

Exhibit B

Functions / Programs	Expenses	Program Revenues		Net (Expense) Revenue and Changes in Net Position Governmental Activities
		Charges for Services	Operating Grants and Contributions	
Governmental Activities				
Instruction	\$ 3,778,759	43,419	445,293	(3,290,047)
Support services	2,636,548		323,042	(2,313,506)
Non-instructional	360,297	54,899	387,308	81,910
Sixteenth section	1,326			(1,326)
Pension expense	1,107,952			(1,107,952)
OPEB expense	32,325			(32,325)
Interest on long-term liabilities	39,465			(39,465)
Total Governmental Activities	<u>7,956,672</u>	<u>98,318</u>	<u>1,155,643</u>	<u>(6,702,711)</u>
General Revenues				
Taxes				
General purpose levies				1,605,368
Debt purpose levies				100,254
Unrestricted grants and contributions				
State				3,200,531
Federal				15,553
Unrestricted investment earnings				45,242
Sixteenth section sources				42,037
Other				4,181
Total General Revenues				<u>5,013,166</u>
Changes in Net Position				<u>(1,689,545)</u>
Net Position - Beginning, as previously reported				1,525,743
Prior Period Adjustments (Note 10)				(532,035)
Net Position - Beginning - as restated				<u>993,708</u>
Net Position - Ending				<u>\$ (695,837)</u>

The notes to the financial statements are an integral part of this statement.

LUMBERTON PUBLIC SCHOOL DISTRICT
Balance Sheet - Governmental Funds
June 30, 2018

Exhibit C

	Major Funds					
	General Fund	Title I-A Basic Fund	EHA Part B Fund	Sixteenth Section Principal Fund	Other Governmental Funds	Total Governmental Funds
Assets						
Cash and cash equivalents (Note 2)	\$ 2,231,156			1,400,123	261,611	3,892,890
Cash with fiscal agent (Note 2)					6	6
Due from other governments	34,971	50,430	30,375	3,525	12,434	131,735
Due from other funds (Note 3)	83,393					83,393
Inventories					25,727	25,727
Total Assets	2,349,520	50,430	30,375	1,403,648	299,778	4,133,751
Liabilities and Fund Balances						
Liabilities						
Accounts payable & accrued liabilities		7,542				7,542
Due to other funds (Note 3)	1,861	42,888	30,375		8,156	83,280
Total Liabilities	1,861	50,430	30,375	0	8,156	90,822
Fund Balances						
Nonspendable						
Inventory					25,727	25,727
Permanent fund principal				1,403,648		1,403,648
Restricted						
Debt service					12,667	12,667
Forestry improvements					126,878	126,878
Unemployment benefits					25,291	25,291
Grant activities					101,059	101,059
Assigned						
Renovations and improvements	123,932					123,932
School activities	136,297					136,297
Unassigned	2,087,430					2,087,430
Total Fund Balances	2,347,659	0	0	1,403,648	291,622	4,042,929
Total Liabilities and Fund Balances	\$ 2,349,520	50,430	30,375	1,403,648	299,778	4,133,751

The notes to the financial statements are an integral part of this statement.

LUMBERTON PUBLIC SCHOOL DISTRICT

Exhibit C-1

Reconciliation of Governmental Funds Balance Sheet to the Statement of Net Position

June 30, 2018

	<u>Amount</u>	
Total Fund Balance - Governmental Funds	\$	4,042,929
Amounts reported for governmental activities in the Statement of Net Position are different because:		
Capital assets used in governmental activities are not financial resources and therefore are not reported in the funds:		
Land	53,382	
Buildings	5,278,031	
Building Improvements	322,937	
Improvement other than buildings	1,407,349	
Mobile equipment	1,283,159	
Furniture and equipment	459,201	
Accumulated depreciation	<u>(4,173,155)</u>	4,630,904
Some liabilities, including net pension obligations, are not due and payable in the current period and, therefore, are not reported in the funds:		
Net pension liability		(9,296,467)
Deferred outflows and inflows of resources related to pensions are applicable to future periods and, therefore, are not reported in the funds:		
Deferred outflows of resources related to pensions	857,860	
Deferred inflows of resources related to pensions	<u>(362,262)</u>	495,598
Some liabilities, including net OPEB obligations, are not due and payable in the current period and, therefore, are not reported in the funds:		
Net OPEB liability		(563,218)
Deferred outflows and inflows of resources related to OPEB are applicable to future periods and, therefore, are not reported in the funds:		
Deferred outflows of resources related to OPEB	48,920	
Deferred inflows of resources related to OPEB	<u>(28,679)</u>	20,241
Long-term liabilities and related accrued interest are not due and payable in the current period and therefore are not reported in the funds:		
Compensated absences	<u>(25,824)</u>	<u>(25,824)</u>
Total Net Position - Governmental Activities	\$	<u><u>(695,837)</u></u>

The notes to the financial statements are an integral part of this statement.

LUMBERTON PUBLIC SCHOOL DISTRICT

Exhibit D

Statement of Revenues, Expenditures and Changes in Fund Balances - Governmental Funds
For the Year Ended June 30, 2018

	Major Funds				Other Governmental Funds	Total Governmental Funds
	General Fund	Title I-A Basic Fund	EHA Part B Fund	Sixteenth Section Principal Fund		
Revenues						
Local sources	\$ 1,672,945				152,992	1,825,937
State sources	3,097,971				263,757	3,361,728
Federal sources	15,552	413,680	150,498		430,268	1,009,998
Sixteenth section sources	30,043			38,791	630	69,464
Total Revenues	4,816,511	413,680	150,498	38,791	847,647	6,267,127
Expenditures						
Instruction	3,601,731	243,893	56,496		131,895	4,034,015
Support services	2,493,395	169,787	93,513		123,641	2,880,336
Noninstructional services	1,474		489		419,534	421,497
Sixteenth section	848				478	1,326
Facilities acquisition and construction					156,718	156,718
Debt service						
Principal (Note 6)					683,000	683,000
Interest	18,880				25,557	44,437
Other					900	900
Total Expenditures	6,116,328	413,680	150,498	0	1,541,723	8,222,229
Excess (Deficiency) of Revenues Over (Under) Expenditures	(1,299,817)	0	0	38,791	(694,076)	(1,955,102)
Other Financing Sources (Uses)						
Sale of transportation equipment	850					850
Operating transfers in (Note 3)	11,435				387,896	399,331
Operating transfers out (Note 3)	(387,896)				(11,435)	(399,331)
Total Other Financing Sources (Uses)	(375,611)	0	0	0	376,461	850
Net Change in Fund Balances	(1,675,428)	0	0	38,791	(317,615)	(1,954,252)
Fund Balances						
July 1, 2017, as previously reported	4,023,087			1,364,857	612,471	6,000,415
Prior period adjustments (Note 10)					(3,897)	(3,897)
July 1, 2017, as restated	4,023,087	0	0	1,364,857	608,574	5,996,518
Increase in reserve for inventory	0	0	0	0	663	663
June 30, 2018	\$ 2,347,659	0	0	1,403,648	291,622	4,042,929

The notes to the financial statements are an integral part of this statement.

LUMBERTON PUBLIC SCHOOL DISTRICT
Reconciliation of the Governmental Funds Statement of Revenues, Expenditures
and Changes in Fund Balances to the Statement of Activities
For the Year Ended June 30, 2018

Exhibit D-1

	<u>Amount</u>
Net Change in Fund Balance - Governmental Funds	\$ (1,954,252)

Amounts reported for governmental activities in the Statement of Activities are different because:

Governmental funds report capital outlay as expenditures. However, in the Statement of Activities, the cost of capital assets is allocated over their estimated useful lives as depreciation expense. In the current period, those amounts are:

Capital outlay	311,413	
Depreciation expense	<u>(235,328)</u>	76,085

In the Statement of Activities, only the gain/loss on the sale of assets is reported, while in the governmental funds, the proceeds from the sale increases financial resources. Thus, the change in net position differs from the change in fund balance by the cost of the asset sold.

(7,032)

The issuance of long-term debt provides current financial resources to governmental funds, while the repayment of the principal of long-term debt consumes the current financial resources of governmental funds. Neither transaction, however, has any effect on net position. Also, governmental funds report the effect of premiums, discounts and the difference between the carrying value of refunded debt and the acquisition cost of refunded debt when debt is first issued. These amounts are deferred and amortized in the statement of activities:

Payments of debt principal	683,000	
Accrued interest payable	<u>5,872</u>	688,872

Some items relating to pensions and reported in the statement of activities do not provide or require the use of current financial resources and therefore are not reported as revenues/expenditures in the governmental funds. These activities include:

Pension expense	(1,107,952)	
Contributions made subsequent to the measurement date	<u>618,620</u>	(489,332)

Some items relating to OPEB and reported in the statement of activities do not provide or require the use of current financial resources and therefore are not reported as revenues/expenditures in the governmental funds. These activities include:

OPEB expense	(32,325)	
Contributions made subsequent to the measurement date	<u>24,011</u>	(8,314)

Some items reported in the Statement of Activities do not provide or require the use of current financial resources and therefore are not reported as revenues/expenditures in the governmental funds. These activities include:

Change in compensated absences	3,765	
Change in inventory reserve	<u>663</u>	4,428

Changes in Net Position of Governmental Activities	<u><u>\$ (1,689,545)</u></u>
--	------------------------------

The notes to the financial statements are an integral part of this statement.

LUMBERTON PUBLIC SCHOOL DISTRICT
Statement of Fiduciary Assets and Liabilities
June 30, 2018

Exhibit E

	<u>Agency Funds</u>
Assets	
Cash and cash equivalents (Note 2)	12,946
Due from other funds (Note 3)	<u>1,861</u>
Total Assets	<u><u>14,807</u></u>
Liabilities	
Accounts payable and accrued liabilities	12,833
Due to other funds (Note 3)	<u>1,974</u>
Total Liabilities	<u><u>14,807</u></u>

The notes to the financial statements are an integral part of this statement.

This page left blank intentionally.

LUMBERTON PUBLIC SCHOOL DISTRICT
Notes to the Financial Statements
For Year Ended June 30, 2018

Note 1 – Summary of Significant Accounting Policies

The accompanying financial statements of the school district have been prepared in conformity with generally accepted accounting principles (GAAP) as prescribed by the Governmental Accounting Standards Board (GASB). GASB is the accepted standard-setting body for governmental accounting and financial reporting principles. The most significant of the school district's accounting policies are described below.

A. Financial Reporting Entity

As defined by accounting principles generally accepted in the United States of America, the school district is considered a "primary government." The school district is governed by a five member board to which each member is elected by the citizens of each defined county district.

For financial reporting purposes, the Lumberton Public School District has included all funds and organizations. The District has also considered all potential component units for which it is financially accountable and other organizations for which the nature and significance of their relationship with the District are such that exclusion would cause the District's financial statements to be misleading or incomplete. The Governmental Accounting Standards Board has set forth criteria to be considered in determining financial accountability. These criteria include appointing a voting majority of an organization's governing body and (1) the ability of the District to impose its will on that organization or (2) the potential for the organization to provide specific benefits to or impose specific financial burdens on the District.

B. Government-wide and Fund Financial Statements

Government-wide Financial Statements – The Statement of Net Position and the Statement of Activities report information on all of the non-fiduciary activities of the District. For the most part, the effect of inter-fund activity has been removed from these statements. Governmental activities, which normally are supported by tax and intergovernmental revenues, are reported separately from business type activities, which rely to a significant extent on fees and charges for support.

The Statement of Net Position presents the District's non-fiduciary assets, deferred outflows, liabilities, and deferred inflows with the difference reported as net position. Net position is reported in three categories:

1. Net investment in capital assets consists of capital assets, net of accumulated depreciation, and reduced by outstanding balances of bonds, notes and other debt attributable to the acquisition, construction or improvement of those assets.
2. Restricted net position results when constraints placed on net position use are either externally imposed or imposed by law through constitutional provisions or enabling legislation.
3. Unrestricted net position consists of net position not meeting the definition of the two preceding categories. Unrestricted net position often has constraints on resources imposed by management which can be removed or modified.

The Statement of Activities demonstrates the degree to which the direct expenses of a given function, or segment, are offset by program revenues. Direct expenses are those clearly identifiable with a specific function. Program revenues include 1) charges to customers or applicants who purchase, use, or directly benefit from goods, services, or privileges provided by a given function and 2) grants, contributions and interest restricted to meeting the operational or capital requirements of a particular function. Property taxes and other items not included among program revenues are reported instead as general revenues.

Fund Financial Statements - Separate financial statements are provided for governmental and fiduciary funds, even though the latter are excluded from the government-wide financial statements. Major individual governmental funds are reported in separate columns in the fund financial statements. All remaining governmental funds are aggregated and reported as other governmental funds.

The school district reports the following major governmental funds:

LUMBERTON PUBLIC SCHOOL DISTRICT

Notes to the Financial Statements

For Year Ended June 30, 2018

General Fund - This is the school district's primary operating fund. The general fund is used to account for and report all financial resources not accounted for and reported in another fund.

Title I-A Basic Fund - This Special Revenue Fund is used to account for the Federal funds whose use is restricted for services associated with providing supplemental educational service to students.

EHA Part B Fund - This special revenue fund is financed with federal funds and is used to account for the activities associated with providing special education students with appropriate services.

16th Section Principal Fund - This fund is used to account for the non-expendable resources generated from the sale of non-renewable resources on sixteenth section lands.

All other governmental funds not meeting the criteria established for major funds are presented in the other governmental column of the fund financial statements.

The school district also reports fiduciary funds which focus on net position and changes in net position.

The District's fiduciary funds include the following:

Payroll Clearing Fund - This fund is used as a clearing account for payroll and payroll related transactions.

Accounts Payable Clearing - This fund is used as a clearing account for non-payroll transactions.

Additionally, the school district reports the following fund types:

GOVERNMENTAL FUNDS

Special Revenue Funds - Special Revenue Funds are used to account for and report the proceeds of specific revenue sources that are restricted or committed to expenditure for specified purposes other than debt service or capital projects.

Capital Projects Funds - Capital Projects Funds are used to account for and report financial resources that are restricted, committed, or assigned to expenditure for capital outlays, including the acquisition or construction of capital facilities and other capital assets.

Debt Service Funds - Debt Service Funds are used to account for and report financial resources that are restricted, committed, or assigned to expenditure for principal and interest.

Permanent Funds - Permanent Funds are used to account for and report resources that are restricted to the extent that only earnings, and not the principal, may be used for purposes that support the district's programs.

FIDUCIARY FUNDS

Agency Funds - Agency Funds are used to report resources held by the district in a purely custodial capacity (assets equal liabilities) and do not involve measurement of results of operations.

C. Measurement Focus, Basis of Accounting, and Financial Statement Presentation

In the government-wide Statement of Net Position and Statement of Activities, governmental activities are presented using the economic resources measurement focus and the accrual basis of accounting, as are the Fiduciary Fund financial statements. Revenues are recorded when earned, and expenses are recorded when a liability is incurred or economic asset used, regardless of the timing of the related cash flows. Grants and similar items are recognized as revenue as soon as all eligibility requirements imposed by the provider have been met.

Governmental fund financial statements are reported using the current financial resources measurement focus and the modified accrual basis of accounting. Revenues are recognized as soon as they are both measurable and available. Measurable means knowing or being able to reasonably estimate the amount. Revenues are considered to be available when

LUMBERTON PUBLIC SCHOOL DISTRICT
Notes to the Financial Statements
For Year Ended June 30, 2018

they are collectible within the current period or soon enough thereafter to pay liabilities of the current period. For this purpose, the government considers revenues to be available if they are collected within 60 days after year end. Expenditures (including capital outlay) are recorded when the related fund liability is incurred, as under accrual accounting. However, debt service expenditures, as well as expenditures related to compensated absences and judgments, are recorded only when payment is due.

Federal grants and assistance awards made on the basis of entitlement periods are recorded as receivables and revenues when entitlement occurs. Federal reimbursement type grants are recorded as revenues when the related expenditures are recognized. Use of grant resources is conditioned upon compliance with terms of the grant agreements and applicable federal regulations, which include subjecting grants to financial and compliance audits.

Property taxes, intergovernmental revenues (shared revenues, grants and reimbursements from other governments) and interest associated with the current fiscal period are all considered to be susceptible to accrual.

Ad valorem property taxes are levied by the governing authority of the county on behalf of the school district based upon an order adopted by the school board of the school district requesting an ad valorem tax effort in dollars. Since Lumberton Public School District boundaries contain property in both Lamar County and Pearl River County, both counties levy taxes on behalf of the school district. Since the taxes are not levied and collected by the school district, the revenues to be generated by the annual levies are not recognized until the taxes are actually collected by the tax levying authority.

Capital asset acquisitions are reported as expenditures in governmental funds. Proceeds of general long-term debt and acquisitions under capital leases are reported as other financing sources.

Under the terms of grant agreements, the District funds certain programs by a combination of specific cost-reimbursement grants and general revenues. Thus, when program expenses are incurred, there is both restricted and unrestricted net position available to finance the program. It is the District's policy to first apply cost-reimbursement grant resources to such programs and then general revenues.

The effect of inter-fund activity has been eliminated from the government-wide statements.

Revenues from the Mississippi Adequate Education Program are appropriated on a fiscal year basis and are recorded at the time the revenues are received from the State of Mississippi.

The account classifications used in the financial statements conform to the broad classifications recommended in *Governmental Accounting, Auditing, and Financial Reporting*, issued in 2012 by the Government Finance Officers Association and are consistent with the broad classifications recommended in *Financial Accounting for Local and State School Systems, 2014*, issued by the U.S. Department of Education.

D. Encumbrances

An encumbrance system is not maintained to account for commitments resulting from approved purchase orders, work orders and contracts.

E. Assets, liabilities, deferred outflows/inflows, and net position/fund balances

1. Cash, Cash equivalents and Investments

Cash and cash equivalents

The district's cash and cash equivalents are considered to be cash on hand, demand deposits, and short-term investments with original maturities of three months or less from the date of acquisition. The school district deposits excess funds in the financial institutions selected by the school board. State statutes specify how these depositories are to be selected.

LUMBERTON PUBLIC SCHOOL DISTRICT
Notes to the Financial Statements
For Year Ended June 30, 2018

Investments

The school district can invest its excess funds, as permitted by Section 29-3-113, Miss. Code Ann. (1972), in interest-bearing deposits or other obligations of the types described in Section 27-105-33, Miss. Code Ann. (1972), or in any other type investment in which any other agency, instrumentality or subdivision of the State of Mississippi may invest, except that 100% of said funds are authorized to be so invested.

For accounting purposes, certificates of deposit are classified as investments if they have an original maturity greater than three months when acquired.

Investments for the district are reported at fair market value.

2. Receivables and payables

Activities between funds that are representative of lending/borrowing arrangements outstanding at the end of the fiscal year are referred to as either "due to/from other funds" (i.e., the current portion of inter-fund loans) or "advances to/from other funds" (i.e. the non-current portion of inter-fund loans). All other outstanding balances between funds are reported as "due to/from other funds."

Advances between funds, as reported in the fund financial statements, are offset by a fund balance reserve account in applicable governmental funds to indicate that they are not available for appropriation and are not expendable available financial resources.

3. Due from Other Governments

Due from other governments represents amounts due from the State of Mississippi and various grants and reimbursements from other governments.

4. Inventories and Prepaid Items

Donated commodities are received from the USDA and are valued at USDA cost. Other inventories are valued at cost (calculated on the first-in, first-out basis). The costs of governmental fund type inventories are reported as expenditures when purchased.

Prepaid items, such as prepaid insurance, are not reported for governmental fund types since the costs of such items are accounted for as expenditures in the period of acquisition.

5. Restricted Assets

Certain resources set aside for repayment of debt are classified as restricted assets on the Statement of Net Position because their use is limited by applicable debt statutes, e.g. Qualified School Construction Bond sinking funds. Also, the nonexpendable portion of the Permanent Fund, if applicable, is classified as restricted assets because the 16th Section Principal fund is not available for use by the district except as provided for under state statute for loans from this fund.

6. Capital Assets

Capital assets include land, improvements to land, easements, water rights, timber rights, buildings, building improvements, vehicles, machinery, equipment, works of art and historical treasures, infrastructure, and all other tangible or intangible assets that are used in operations and that have initial useful lives extending beyond a single reporting period. Capital assets are reported in the applicable governmental or business type activities columns in the government-wide Statement of Net Position. Capital assets are recorded at historical cost or estimated historical cost based on appraisals or deflated current replacement cost. Donated capital assets are recorded at estimated fair market value at the date of donation. The costs of normal maintenance and repair that do not add to the value of the asset or materially extend asset lives are not capitalized. Capital assets are defined by the District as assets with an initial, individual cost in excess of the thresholds in the table below.

LUMBERTON PUBLIC SCHOOL DISTRICT
Notes to the Financial Statements
For Year Ended June 30, 2018

Capital acquisition and construction are reflected as expenditures in the Governmental Fund statements and the related assets are reported as capital assets in the governmental activities column in the government-wide financial statements.

Depreciation is calculated on the straight-line basis for all assets, except land.

The following schedule details the capitalization thresholds:

	Capitalization Policy	Estimated Useful Life
Land	\$ 0	0
Buildings	50,000	40 years
Building improvements	25,000	20 years
Improvements other than buildings	25,000	20 years
Mobile equipment	5,000	5-10 years
Furniture and equipment	5,000	3-7 years

7. Deferred outflows/inflows of resources

In addition to assets, the statement of financial position will sometimes report a separate section for deferred outflows of resources. This separate financial statement element, deferred outflows of resources, represents a consumption of net position that applies to a future period(s) and so will not be recognized as an outflow of resources (expense/expenditure) until then. The deferred outflows are directly related to pension and OPEB reporting.

In addition to liabilities, the statement of financial position will sometimes report a separate section for deferred inflows of resources. This separate financial statement element, deferred inflows of resources, represents an acquisition of net position that applies to a future period(s) and so will not be recognized as an inflow of resources (revenue) until that time. The deferred inflows are directly related to pension and OPEB reporting.

See Note 1(E)(10) and 1(E)(11) for further details.

8. Compensated Absences

Employees of the school district accumulate sick leave at a minimum amount as required by state law. A greater amount may be provided by school district policy provided that it does not exceed the provisions for leave as provided in Sections 25-3-93 and 25-3-95. Some employees are allowed personal leave and/or vacation leave in accordance with school district policy. The district pays for unused leave for employees as required by Section 37-7-307(5), Miss. Code Ann. (1972).

The liability for these compensated absences is recorded as a long-term liability in the government-wide statements. The current portion of this liability is estimated based on historical trends. In the fund financial statements, governmental funds report the liability for compensated absences from expendable available financial resources only if the payable has matured, for example, an employee retires.

9. Long-term Liabilities

In the government-wide financial statements, outstanding debt is reported as liabilities.

The governmental fund financial statements recognize the proceeds of debt and premiums as other financing sources of the current period. Issuance costs are reported as expenditures. See Note 6 for details.

10. Pensions

For purposes of measuring the net pension liability, deferred outflows of resources and deferred inflows of resources

LUMBERTON PUBLIC SCHOOL DISTRICT
Notes to the Financial Statements
For Year Ended June 30, 2018

related to pensions, and pension expense, information about the fiduciary net position of the Public Employees' Retirement System (PERS) and additions to/deductions from PERS' fiduciary net position have been determined on the same basis as they are reported by PERS. For this purpose, the benefit payments (including refunds of employee contributions) are recognized when due and payable in accordance with the benefit terms. Investments are reported at fair value.

11. Postemployment Benefits Other Than Pensions (OPEB)

For purposes of measuring the net OPEB liability, deferred outflows of resources and deferred inflows of resources related to OPEB, and OPEB expense, information about the fiduciary net position of the State and School Employees' Life and Health Plan (OPEB Plan) and additions to/deductions from the OPEB Plan's fiduciary net position have been determined on the same basis as they are reported by the OPEB Plan. Fiduciary net position was zero as of the measurement date of June 30, 2017. For this purpose, the OPEB Plan recognizes benefit payments when due and payable in accordance with the benefit terms.

12. Fund Balances

Fund balance for governmental funds is reported in classifications that comprise a hierarchy based primarily on the extent to which the government is bound to honor constraints on the specific purposes for which amounts in those funds can be spent.

Governmental fund balance is classified as nonspendable, restricted, committed, assigned or unassigned. Following are descriptions of fund classifications used by the district:

Nonspendable fund balance includes items that cannot be spent. This includes activity that is not in a spendable form (inventories, prepaid amounts, long-term portion of loans/notes receivable, or property held for resale unless the proceeds are restricted, committed, or assigned) and activity that is legally or contractually required to remain intact, such as a principal balance in a permanent fund.

Restricted fund balance includes amounts that have constraints placed upon the use of the resources either by an external party or imposed by law through a constitutional provision or enabling legislation.

Committed fund balance includes amounts that can be used only for the specific purposes pursuant to constraints imposed by a formal action of the School Board, the District's highest level of decision-making authority. This formal action is documented in the board minutes of the school board. Currently there is no committed fund balance for this school district.

Assigned fund balance includes amounts that are constrained by the District's intent to be used for a specific purpose, but are neither restricted nor committed. For governmental funds, other than the general fund, this is the residual amount within the fund that is not restricted or committed. Assignments of fund balance are created by the superintendent of education and/or the business manager pursuant to authorization established by the school board.

Unassigned fund balance is the residual classification for the general fund. This classification represents fund balance that has not been assigned to other funds and that has not been restricted, committed, or assigned to specific purposes within the general fund. The general fund should be the only fund that reports a positive unassigned fund balance amount. In other governmental funds, it may be necessary to report a negative unassigned fund balance.

When an expenditure/expense is incurred for purposes for which both restricted and unrestricted (committed, assigned, or unassigned) resources are available, it is the District's general policy to use restricted resources first. When expenditures/expenses are incurred for purposes for which unrestricted (committed, assigned, and unassigned) resources are available, and amounts in any of these unrestricted classifications could be used, it is the District's general policy to spend committed resources first, followed by assigned amounts, and then unassigned amounts.

It is the policy of the Lumberton Public School District to maintain a minimum unassigned fund balance in the General Fund that is not less than 5% of total revenues.

LUMBERTON PUBLIC SCHOOL DISTRICT

Notes to the Financial Statements

For Year Ended June 30, 2018

Note 2 – Cash and Cash Equivalents and Cash with Fiscal Agents

The district follows the practice of aggregating the cash assets of various funds to maximize cash management efficiency and returns. Restrictions on deposits and investments are imposed by statutes as follows:

Deposits. The school board must advertise and accept bids for depositories no less than once every three years as required by Section 37-7-333, Miss. Code Ann. (1972). The collateral pledged for the school district's deposits in financial institutions is held in the name of the State Treasurer under a program established by the Mississippi State Legislature and is governed by Section 27-105-5, Miss. Code Ann. (1972). Under this program, the entity's funds are protected through a collateral pool administered by the State Treasurer. Financial institutions holding deposits of public funds must pledge securities as collateral against those deposits. In the event of failure of a financial institution, securities pledged by that institution would be liquidated by the State Treasurer to replace the public deposits not covered by the Federal Deposit Insurance Corporation.

Investments. Section 29-3-113 and 37-59-43, Miss. Code Ann. (1972), authorizes the school board to invest excess funds in the types of investments authorized by Section 27-105-33(d) and (e), Miss. Code Ann. (1972). This section permits the following types of investments: (a) certificates of deposit or interest bearing accounts with qualified state depositories; (b) direct United States Treasury obligations; (c) United States Government agency, United States Government instrumentality or United States Government sponsored enterprise obligations, not to exceed fifty percent of all monies invested with maturities of thirty days or longer; (d) direct security repurchase agreements and reverse direct security repurchase agreements of any federal book entry of only those securities enumerated in (b) and (c) above; (e) direct obligations issued by the United States of America that are deemed to include securities of, or other interests in, any open-end or closed-end management type investment company or investment trust approved by the State Treasurer and the Executive Director of the Department of Finance and Administration, not to exceed twenty percent of invested excess funds. Investment income on bond funds (Capital Projects), bond sinking funds (Debt Service Funds) and sixteenth section principal funds (Permanent Funds) must be credited to those funds. Investment income of \$100 or more of any fund must be credited to that fund. Investment income of less than \$100 can be credited to the General Fund.

Cash and Cash Equivalents

The carrying amount of the school district's deposits with financial institutions reported in the governmental funds and fiduciary funds was \$3,892,890 and \$12,946, respectively.

Custodial Credit Risk - Deposits. Custodial credit risk is defined as the risk that, in the event of the failure of a financial institution, the district will not be able to recover deposits or collateral securities that are in the possession of an outside party. The district does not have a deposit policy for custodial credit risk. In the event of failure of a financial institution, securities pledged by that institution would be liquidated by the State Treasurer to replace the public deposits not covered by the Federal Deposit Insurance Corporation. Deposits above FDIC coverage are collateralized by the pledging financial institution's trust department or agent in the name of the Mississippi State Treasurer on behalf of the district.

Cash with Fiscal Agents

The carrying amount of school district's cash with fiscal agents held by financial institutions was \$6.

Note 3 – Inter-fund Receivables, Payables and Transfers

The following is a summary of inter-fund transactions and balances:

A. Due From/To Other Funds

Receivable Fund	Payable Fund	Amount
General Fund	Major Fund - Title I-A Basic Fund	\$ 42,888
	Major Fund - EHA Part B Fund	30,375
	Other Governmental Funds	8,156
	Fiduciary Funds	1,974
Fiduciary funds	General Fund	1,861
Total		<u>\$ 85,254</u>

LUMBERTON PUBLIC SCHOOL DISTRICT
Notes to the Financial Statements
For Year Ended June 30, 2018

The purpose of the inter-fund loans was to eliminate deficit cash balances in certain federal programs as part of the normal year end closing adjustments.

B. Inter-fund Transfers

Transfers Out	Transfers In	Amount
General Fund	Other Governmental Funds	\$ 387,896
Other governmental funds	General Fund	11,435
Total		<u>\$ 399,331</u>

The transfer out of the General Fund was for the purpose of funding the vocational program, unemployment compensation, debt and the tennis court improvements in the Other Governmental Funds.

Note 4 – Restricted Assets

The restricted assets represent the cash with fiscal agent balance of the MAEP Limited Obligation Bond/Note Fund of \$6 which is legally restricted and may not be used for the purposes that support the district's programs. In addition, the restricted assets also consist of cash totaling \$1,661,734 of the Sixteenth Section Principal Fund (Permanent Fund) and various funds which are legally restricted and may not be used for purposes that support the district's programs.

Note 5 – Capital Assets

The following is a summary of changes in capital assets for governmental activities:

	Balance 7/1/2017	Increases	Decreases	Adjustments	Balance 6/30/2018
Governmental Activities:					
<u>Non-depreciable capital assets:</u>					
Land	\$ 53,382				53,382
Total non-depreciable capital assets	<u>53,382</u>	<u>0</u>	<u>0</u>	<u>0</u>	<u>53,382</u>
<u>Depreciable capital assets:</u>					
Buildings	5,278,031				5,278,031
Building improvements	322,937				322,937
Improvements other than buildings	1,250,631	156,718			1,407,349
Mobile equipment	1,205,574	147,900	(70,315)		1,283,159
Furniture and equipment	452,406	6,795			459,201
Total depreciable capital assets	<u>8,509,579</u>	<u>311,413</u>	<u>(70,315)</u>	<u>0</u>	<u>8,750,677</u>
<u>Less accumulated depreciation for:</u>					
Buildings	2,116,721	97,702			2,214,423
Building improvements	12,917	12,918			25,835
Improvements other than buildings	694,505	52,887			747,392
Mobile equipment	738,198	69,206	(63,283)	(6,525)	737,596
Furniture and equipment	445,294	2,615			447,909
Total accumulated depreciation	<u>4,007,635</u>	<u>235,328</u>	<u>(63,283)</u>	<u>(6,525)</u>	<u>4,173,155</u>
Total depreciable capital assets, net	<u>4,501,944</u>	<u>76,085</u>	<u>(7,032)</u>	<u>6,525</u>	<u>4,577,522</u>
Governmental activities capital assets, net	<u>\$ 4,555,326</u>	<u>76,085</u>	<u>(7,032)</u>	<u>6,525</u>	<u>4,630,904</u>

Depreciation expense was charged to the following governmental functions:

LUMBERTON PUBLIC SCHOOL DISTRICT
Notes to the Financial Statements
For Year Ended June 30, 2018

	Amount
Governmental activities:	
Instruction	\$ 135,360
Support services	90,460
Non-instructional	9,508
Total depreciation expense - Governmental activities	<u>\$ 235,328</u>

Note 6 – Long-term Liabilities

The following is a summary of changes in long-term liabilities and other obligations for governmental activities:

	Balance 7/1/2017	Additions	Reductions	Balance 6/30/2018	Amounts due within one year
A. Limited obligation refunding bonds payable	263,000		263,000	0	
B. Three mill notes payable	420,000		420,000	0	
C. Compensated absences payable	29,589		3,765	25,824	1,291
Total	<u>\$ 712,589</u>	<u>0</u>	<u>\$ 686,765</u>	<u>25,824</u>	<u>1,291</u>

A. Limited obligation bonds payable

This debt was paid off and retired from the MAEP Retirement Fund (Debt Service Fund).

B. Three mill notes payable

The debt was paid off and retired from the 3 Mill Note Retirement Fund (Debt Service Fund).

C. Compensated absences payable

As more fully explained in Note 1(E)(8), compensated absences payable is adjusted on an annual basis as required by Section 37-7-307(5), Miss. Code Ann. (1972). Compensated absences will be paid from the fund from which the employees' salaries were paid.

Note 7 – Defined Benefit Pension Plan

General Information about the Pension Plan

Plan Description. The school district contributes to the Public Employees' Retirement System of Mississippi (PERS), a cost-sharing multiple-employer defined benefit pension plan. PERS provides retirement and disability benefits, annual cost-of-living adjustments, and death benefits to plan members and beneficiaries. Plan provisions and the Board of Trustees' authority to determine contribution rates are established by Miss. Code Ann. Section 25-11-1 et seq., (1972, as amended) and may be amended only by the Mississippi Legislature. PERS issues a publicly available financial report that includes financial statements and required supplementary information. That report may be obtained by writing to Public Employees' Retirement System of Mississippi, PERS Building, 429 Mississippi Street, Jackson, MS 39201 or by calling (601) 359-3589 or 1-800-444-PERS.

Benefits provided. Membership in PERS is a condition of employment granted upon hiring for qualifying employees and officials of the State of Mississippi, state universities, community and junior colleges, and teachers and employees of the public school districts. For those persons employed by political subdivisions and instrumentalities of the State of Mississippi, membership is contingent upon approval of the entity's participation in PERS by the PERS' Board of Trustees. If approved, membership for the entity's employees is a condition of employment and eligibility is granted to those who qualify upon hiring. Participating members who are vested and retire at or after age 60 or those who retire regardless of age with at least 30 years of creditable service (25 years of creditable service for employees who became members of PERS before July 1, 2011) are entitled, upon application, to an annual

LUMBERTON PUBLIC SCHOOL DISTRICT
Notes to the Financial Statements
For Year Ended June 30, 2018

retirement allowance payable monthly for life in an amount equal to 2.0 percent of their average compensation for each year of creditable service up to and including 30 years (25 years for those who became members of PERS before July 1, 2011), plus 2.5 percent for each additional year of creditable service with an actuarial reduction in the benefit for each year of creditable service below 30 years or the number of years in age that the member is below 65, whichever is less. Average compensation is the average of the employee's earnings during the four highest compensated years of creditable service. Benefits vest upon completion of eight years of membership service (four years of membership service for those who became members of PERS before July 1, 2007). PERS also provides certain death and disability benefits. A Cost-of-Living Adjustment (COLA) payment is made to eligible retirees and beneficiaries. The COLA is equal to 3.0 percent of the annual retirement allowance for each full fiscal year of retirement up to the year in which the retired member reaches age 60 (55 for those who became members of PERS before July 1, 2011), with 3.0 percent compounded for each fiscal year thereafter.

Contributions. PERS members are required to contribute 9.00% of their annual covered salary, and the school district is required to contribute at an actuarially determined rate. The employer's rate as of June 30, 2018 was 15.75% of annual covered payroll. Plan provisions and the Board of Trustees' authority to determine contribution rates are established by Section 25-11-1 of the Mississippi Code of 1972, as amended, and may be amended only by the Mississippi Legislature. The school district's contributions to PERS for the fiscal years ending June 30, 2018, 2017 and 2016 were \$618,620, \$565,044 and \$539,737, respectively, which equaled the required contributions for each year.

Pension Liabilities, Pension Expense, and Deferred Outflows of Resources and Deferred Inflows of Resources Related to Pensions

At June 30, 2018, the school district reported a liability of \$9,296,467 for its proportionate share of the net pension liability. The net pension liability was measured as of June 30, 2017, and the total pension liability used to calculate the net pension liability was determined by an actuarial valuation as of that date. The District's proportion of the net pension liability was based on a projection of the school district's long-term share of contribution to the pension plan relative to projected contributions of all participating entities, actuarially determined. The school district's proportionate share used to calculate the June 30, 2018 net pension liability was .055924 percent, which was based on a measurement date of June 30, 2017. This was an increase of .002356 percent from its proportionate share used to calculate the June 30, 2017 net pension liability, which was based on a measurement date of June 30, 2016.

For the year ended June 30, 2018, the District recognized pension expense of \$1,107,952. At June 30, 2018 the District reported deferred outflows of resources and deferred inflows of resources related to pensions from the following sources:

	<u>Deferred Outflows of Resources</u>	<u>Deferred Inflows of Resources</u>
Differences between expected and actual experience	\$ 93,928	\$ 47,705
Net difference between projected and actual earnings on pension plan investments	0	95,488
Changes of assumptions	145,312	11,140
Changes in proportion and differences between District contributions and proportionate share of contributions	0	207,929
District contributions subsequent to the measurement date	618,620	0
Total	\$ <u>857,860</u>	\$ <u>362,262</u>

\$618,620 reported as deferred outflows of resources related to pensions resulting from school district contributions subsequent to the measurement date will be recognized as a reduction to the net pension liability in the year ended June 30, 2019. Other amounts reported as deferred outflows of resources and deferred inflows of resources related to pensions will be recognized in pension expense as follows:

Year Ending June 30:	
2019	\$ (31,598)
2020	(31,598)

LUMBERTON PUBLIC SCHOOL DISTRICT

Notes to the Financial Statements

For Year Ended June 30, 2018

2021	(35,954)
2022	(23,872)

Actuarial assumptions. The total pension liability in the June 30, 2017 actuarial valuation was determined using the following actuarial assumptions, applied to all periods included in the measurement:

Inflation	3.00 percent
Salary increases	3.25-18.50 percent, including inflation
Investment rate of return	7.75 percent, net of pension plan investment expense, including inflation

Mortality rates were based on the RP-2014 Healthy Annuitant Blue Collar Table Projected with Scale BB to 2022, with males rates set forward one year.

The actuarial assumptions used in the June 30, 2017 valuation were based on the results of an actuarial experience study for the period July 1, 2012 to June 30, 2016. The experience report is dated April 18, 2017.

The long-term expected rate of return on pension plan investments was determined using a log-normal distribution analysis in which best-estimate ranges of expected future real rates of return (expected nominal returns, net of pension plan investment expense and the assumed rate of inflation) are developed for each major asset class. These ranges are combined to produce the long-term expected rate of return by weighting the expected future real rates of return by the target asset allocation percentage and by adding expected inflation. The target asset allocation and best estimates of arithmetic real rates of return for each major asset class are summarized in the following table:

<u>Asset Class</u>	<u>Target Allocation</u>		<u>Long-Term Expected Real Rate of Return</u>	
U.S. Broad	27.00	%	4.60	%
International Equity	18.00		4.50	
Emerging Markets Equity	4.00		4.75	
Global	12.00		4.75	
Fixed Income	18.00		0.75	
Real Estate	10.00		3.50	
Private Equity	8.00		5.10	
Emerging Debt	2.00		2.25	
Cash	1.00		0.00	
Total	100	%		

Discount rate. The discount rate used to measure the total pension liability was 7.75 percent. The projection of cash flows used to determine the discount rate assumed that plan member contributions will be made at the current contribution rate and that Employer contributions will be made at the current employer contribution rate. Based on those assumptions, the pension plan's fiduciary net position was projected to be available to make all projected future benefit payments of current plan members. Therefore, the long-term expected rate of return on pension plan investments was applied to all periods of projected benefit payments to determine the total pension liability.

Sensitivity of the District's proportionate share of the net pension liability to changes in the discount rate. The following table presents the District's proportionate share of the net pension liability calculated using the discount rate of 7.75%, as well as what the District's proportionate share of the net pension liability would be if it were calculated using a discount rate that is 1-percentage-point lower (6.75%) or 1-percentage-point higher (8.75%) than the current rate:

LUMBERTON PUBLIC SCHOOL DISTRICT
Notes to the Financial Statements
For Year Ended June 30, 2018

	1% Decrease (6.75%)	Current Discount Rate (7.75%)	1% Increase (8.75%)
District's proportionate share of the net pension liability	\$ 12,192,937	\$ 9,296,467	\$ 6,891,767

Pension plan fiduciary net position. Detailed information about the pension plan's fiduciary net position is available in the separately issued PERS financial report.

Note 8 – Other Postemployment Benefits (OPEB)

General Information about the OPEB Plan.

Plan description. State law mandates that all state, public education, library, junior and community college and retiring employees be offered health and life benefit coverage through the State and School Employees' Life and Health Insurance Plan (the Plan). The Plan was established by Section 25-15-3 et seq., Mississippi Code Ann. (1972), which may be amended only by the State Legislature. The State and School Employees' Health Insurance Management Board (the Board) administers the Plan. The Board has the sole legal authority to promulgate rules and regulations governing the operations of the Plan within the confines of the law governing the Plan. The Plan is self-insured and is financed through premiums collected from employers, employees, retirees and COBRA participants. The Plan provides for Other Postemployment Benefits (OPEB) as a multiple-employer defined benefit OPEB plan. A trust was created June 28, 2018 for the OPEB Plan and, while no trust was in place for the June 30, 2017 plan year-end, for purposes of comparability for future periods, terminology used herein is based on the plan being a cost-sharing multiple-employer defined benefit OPEB plan. The plan does not issue a stand-alone financial report.

Benefits provided. The Plan was formed by the State Legislature to provide group health and life benefits to full-time active and retired employees of the State, agencies, universities, community/junior colleges, public school districts and public libraries. In addition, the spouse and/or children of covered employees and retirees, as well as surviving spouses and COBRA participants, may be eligible for health insurance coverage under the Plan. Benefits of the OPEB Plan consist of an implicit rate subsidy, which is essentially the difference between the average cost of providing health care benefits to retirees under age 65 and the average cost of providing health care benefits to all participants when premiums paid by retirees are not age adjusted. Employees' premiums are funded primarily by their employers. Retirees must pay their own premiums, as do active employees for spouse and dependent medical coverage. The Board has the sole authority for setting life and health insurance premiums for the Plan. Per Section 12-15-15 (10) Mississippi Code Ann. (1972), a retired employee electing to purchase retiree life and health insurance must pay the full cost of such insurance premium. If the Board determined actuarially that the premium paid by the participating retirees adversely affects the overall cost of the Plan to the State, then the Board may impose a premium surcharge, not to exceed 15%, upon such participating retired employees who are under the age for Medicare eligibility and who are initially employed before January 1, 2006. For participating retired employees who are under the age for Medicare eligibility and who are initially employed on or after January 1, 2006, the Board may impose a premium surcharge in an amount the Board determined actuarially to cover the full cost of insurance. The Plan offers a Base option and a Select option for health benefits for non-Medicare participants. The Plan includes a separate coverage level for Medicare eligible retirees, Medicare Eligible surviving spouses, and Medicare eligible dependents of retirees and surviving spouses.

Contributions. The Board has the sole authority for setting life and health insurance premiums for the Plan. The required premiums vary based on the plan selected and the type of participant. Employers pay no premiums for retirees while employees' premiums are funded primarily by their employer. Contributions to the OPEB plan from the District were \$24,011 for the year ended June 30, 2018.

OPEB Liabilities, OPEB Expense, and Deferred Outflows of Resources and Deferred Inflows of Resources related to OPEB

At June 30, 2018, the District reported a liability of \$563,218 for its proportionate share of the net OPEB liability. The net OPEB liability was measured as of June 30, 2017, and the total OPEB liability used to calculate the net OPEB liability was determined by an actuarial valuation as of that date. The basis for the District's proportion is determined by comparing the employer's average monthly employees participating in the Plan with the total average employees participating in the Plan in the fiscal year of all employers. The allocation was utilized because the level of premiums contributed by each employer is the same for any employee

LUMBERTON PUBLIC SCHOOL DISTRICT
Notes to the Financial Statements
For Year Ended June 30, 2018

regardless of plan participation elections made by the employee. At the measurement date of June 30, 2017, the District's proportion was .07178328 percent. This was an increase of .00358595 percent from the proportionate share as of the measurement date of June 30, 2016.

For the year ended June 30, 2018, the District recognized OPEB expense of \$32,325. At June 30, 2018, the District reported deferred outflows of resources and deferred inflows of resources related to OPEB from the following sources:

	Deferred Outflows of Resources	Deferred Inflows of Resources
Differences between expected and actual experience	\$ 0	\$ 0
Changes of assumptions	0	28,679
Net difference between projected and actual earnings on OPEB plan investments	0	0
Changes in proportion and differences between District contributions and proportionate share of contributions	24,909	0
District contributions subsequent to the measurement date	24,011	0
Total	\$ <u>48,920</u>	\$ <u>28,679</u>

\$24,011 reported as deferred outflows of resources related to OPEB resulting from school district contributions subsequent to the measurement date will be recognized as a reduction to the net OPEB liability in the year ended June 30, 2019. Other amounts reported as deferred outflows of resources and deferred inflows of resources related to OPEB will be recognized in OPEB expense as follows:

Year Ending June 30:

2019	\$ (661)
2020	(661)
2021	(661)
2022	(661)
2023	(661)
Thereafter	(465)

Actuarial assumptions. The total OPEB liability in the June 30, 2017 actuarial valuation was determined using the following actuarial assumptions, applied to all periods included in the measurement, unless otherwise specified:

Inflation	3.00 percent
Salary increases	3.25-18.50 percent, including wage inflation
Long-term Investment Rate of Return, net of OPEB plan investment expense, including inflation	N/A
Municipal Bond Index Rate	
Measurement Date	3.56 percent
Prior Measurement Date	3.01 percent
Year FNP is projected to be depleted	
Measurement Date	2017
Prior Measurement Date	2016

LUMBERTON PUBLIC SCHOOL DISTRICT
Notes to the Financial Statements
For Year Ended June 30, 2018

Single Equivalent Interest Rate, net of
OPEB plan investment expense,
including inflation

Measurement Date	3.56 percent
Prior Measurement Date	3.01 percent

Health Care Cost Trends

Medicare Supplement Claims	7.75 percent for 2017 decreasing to an ultimate
Pre-Medicare	rate of 5.00 percent by 2023

Both pre-retirement and post-retirement mortality rates were based on the RP 2014 Healthy Annuitant Blue Collar Table projected with Scale BB to 2022, male rates set forward 1 year and adjusted by 106% for males at all ages, and females adjusted to 90% for ages less than 76, 95% for age 76, 105% for age 78 and 110% for ages 79 and greater. Post-disability mortality rates were based on the RP 2014 Disabled Retiree Mortality Table set forward 4 years for males and 3 years for females.

The demographic actuarial assumptions used in the June 30, 2017 valuation were based on the results of an actuarial experience study dated April 18, 2017.

The remaining actuarial assumptions (e.g., initial per capita costs, health care cost trends, rate of plan participation, rates of plan election, etc.) used in the June 30, 2017 valuation were based on a review of recent plan experience done concurrently with the June 30, 2017 valuation.

The plan had no assets as of the measurement date of 2017.

Discount rate. The discount rate used to measure the total OPEB liability at June 30, 2017 was 3.56 percent. Since the Prior Measurement Date, the Discount Rate has changed from 3.01% to 3.56%.

Since no trust was set up as of June 30, 2017, there was no projection of cash flows for the Plan and the Plan was projected to be depleted in 2017.

The discount rate determination will use a municipal bond rate to the extent the trust is projected to run out of money before all benefits are paid. The rate used, if necessary, for this purpose is the average of the Bond Buyer General Obligation 20-year Municipal Bond Index Rates during the month of June published at the end of each week by the Bond Buyer.

Sensitivity of the District's proportionate share of the net OPEB liability to changes in the discount rate. The following presents the District's proportionate share of the net OPEB liability, as well as what the District's proportionate share of the net OPEB liability would be if it were calculated using a discount rate that is 1-percentage-point lower (2.56 percent) or 1-percentage-point higher (4.56 percent) than the current discount rate:

	1% Decrease (2.56%)	Discount Rate (3.56%)	1% Increase (4.56%)
Net OPEB liability	\$ 578,092	\$ 563,218	\$ 552,141

Sensitivity of the District's proportionate share of the net OPEB liability to changes in the healthcare cost trend rates. The following presents the District's proportionate share of the net OPEB liability, as well as what the District's proportionate share of the net OPEB liability would be if it were calculated using healthcare cost trend rates that are 1-percentage-point lower or 1-percentage-point higher than the current healthcare cost trend rates:

LUMBERTON PUBLIC SCHOOL DISTRICT

Notes to the Financial Statements

For Year Ended June 30, 2018

	1% Decrease	Healthcare Cost Trend Rates Current	1% Increase
Net OPEB liability	\$ 520,170	\$ 563,218	\$ 612,362

OPEB plan fiduciary net position. The fiduciary net position for the OPEB plan was zero as of June 30, 2017, the measurement date. Therefore, no separately issued financials were prepared. Detailed information about the OPEB plan's fiduciary net position for June 30, 2018 and going forward will be available in separately issued financial reports available on the Mississippi Department of Finance and Administration's website.

Note 9 – Sixteenth Section Lands

Sixteenth section school lands, or lands granted in lieu thereof, constitute property held in trust for the benefit of the public schools. The school board, under the general supervision of the Office of the Secretary of State, has control and jurisdiction of said school trust lands and of all funds arising from any disposition thereof. It is the duty of the school board to manage the school trust lands and all funds arising therefrom as trust property. Accordingly, the board shall assure that adequate compensation is received for all uses of the trust lands, except for uses by the public schools. The following are the future rental payments to be made to the school district for the use of school trust lands. These future rental payments are from existing leases and do not anticipate renewals or new leases.

Year Ending June 30	Amount
2019	\$ 16,004
2020	16,004
2021	16,004
2022	3,855
2023	2,302
2024 – 2028	11,511
2029 – 2033	12,639
2034 – 2036	16,284
Total	<u>\$ 94,603</u>

Note 10 – Prior Period Adjustments

A summary of significant Net Position/Fund Balance adjustments is as follows:

Exhibit B - Statement of Activities

Explanation	Amount
1. Implementation of GASB 74 and 75	\$ (534,663)
2. Adjustments were made to properly present capital assets	6,525
3. Error correction - correctly record accrual	(3,897)
Total	<u>\$ (532,035)</u>

LUMBERTON PUBLIC SCHOOL DISTRICT
Notes to the Financial Statements
For Year Ended June 30, 2018

Exhibit D - Statement of Revenues, Expenditures and Changes in Fund Balances

Fund	Explanation	Amount
Other governmental funds	Error correction - correctly record accrual	(3,897)
Total		<u>\$ (3,897)</u>

Note 11 – Contingencies

Federal Grants – The school district has received federal grants for specific purposes that are subject to audit by the grantor agencies. Entitlements to these resources are generally conditional upon compliance with the terms and conditions of the grant agreements and applicable federal regulations, including the expenditure of resources for allowable purposes. Any disallowances resulting from the grantor audit may become a liability of the school district.

Note 12 – Risk Management

The school district is exposed to various risks of loss related to torts; theft of, damage to and destruction of assets; errors and omissions; injuries to employees; and natural disasters. Except as described below, the district carries commercial insurance for these risks. Settled claims resulting from these insured risks have not exceeded commercial insurance coverage in any of the past three fiscal years.

Participation in Public Entity Risk Pool

The school district is a member of the Mississippi School Boards Association Workers' Compensation Trust (MSBAWCT). The trust is a risk-sharing pool; such a pool is frequently referred to as a self-insurance pool. The trust consists of approximately 72 school districts and covers risks of loss arising from injuries to the members' employees. The Mississippi Workers' Compensation Commission requires that an indemnity agreement be executed by each member in a workers' compensation self-insurance pool for the purpose of jointly and severally binding the pool and each of the employers comprising the group to meet the workers' compensation obligations of each member. Each member of MSBAWCT contributes quarterly to a fund held in trust by Wells Fargo in Portland, Oregon. The funds in the trust account are used to pay any claim up to \$750,000. For a claim exceeding \$750,000, MSBAWCT has insurance which will pay the excess to the statutory amount required by the Mississippi Workers' Compensation Commission Act. If total claims during a year were to deplete the trust account, then the member school districts would be required to pay for the deficiencies. The district has not had an additional assessment for excess losses incurred by the pool.

Note 13 – Effect of Deferred Amounts on Net Position

The unrestricted net position amount of (\$7,022,011) includes the effect of deferring the recognition of expenses and revenue associated with the net pension liability, the net OPEB liability and related account balances.

Note 14 - Subsequent Events

Events that occur after the Statement of Net Position date but before the financial statements are available to be issued must be evaluated for recognition or disclosure. The effects of subsequent events that provide evidence about conditions that existed at the Statement of Net Position date are recognized in the accompanying financial statements. Subsequent events which provide evidence about conditions that existed after the Statement of Net Position date require disclosure in the accompanying notes. Management of the School District evaluated the activity of the district through December 31, 2018 and determined that no subsequent events have occurred requiring disclosure in the notes to the financial statements.

Note 15 – Merger with Lamar County School District

On July 1, 2018, the Lumberton Public School District voluntarily merged with Lamar County School District. At this time, Lumberton School District ceased to exist and the Lumberton Board of Education was abolished. All assets and liabilities of Lumberton Public School District were transferred to Lamar County School District.

REQUIRED SUPPLEMENTARY INFORMATION

This page left blank intentionally.

LUMBERTON PUBLIC SCHOOL DISTRICT
Budgetary Comparison Schedule for the General Fund
For the Year Ended June 30, 2018

	Budgeted Amounts		Actual (GAAP Basis)	Variances Positive (Negative)	
	Original	Final		Original	Final
				to Final	to Actual
Revenues					
Local sources	\$ 1,738,230	1,672,206	1,672,945	(66,024)	739
State sources	3,068,616	3,097,971	3,097,971	29,355	0
Federal sources	6,000	15,552	15,552	9,552	0
Sixteenth section sources	48,525	30,043	30,043	(18,482)	0
Total Revenues	<u>4,861,371</u>	<u>4,815,772</u>	<u>4,816,511</u>	<u>(45,599)</u>	<u>739</u>
Expenditures					
Instruction	3,465,929	3,553,142	3,601,731	(87,213)	(48,589)
Support services	2,386,918	2,481,464	2,493,395	(94,546)	(11,931)
Noninstructional services	0	1,474	1,474	(1,474)	0
Sixteenth section	0	848	848	(848)	0
Debt service					
Principal	0	487,263	0	(487,263)	487,263
Interest	18,881	18,880	18,880	1	0
Other	487,264	0	0	487,264	0
Total Expenditures	<u>6,358,992</u>	<u>6,543,071</u>	<u>6,116,328</u>	<u>(184,079)</u>	<u>426,743</u>
Excess (Deficiency) of Revenues Over (Under) Expenditures	<u>(1,497,621)</u>	<u>(1,727,299)</u>	<u>(1,299,817)</u>	<u>(229,678)</u>	<u>427,482</u>
Other Financing Sources (Uses)					
Sale of other property	0	850	850	850	0
Operating transfers in	2,060,180	3,166,270	11,435	1,106,090	(3,154,835)
Operating transfers out	(2,487,215)	(3,603,251)	(387,896)	(1,116,036)	3,215,355
Total Other Financing Sources (Uses)	<u>(427,035)</u>	<u>(436,131)</u>	<u>(375,611)</u>	<u>(9,096)</u>	<u>60,520</u>
Net Change in Fund Balances			<u>(1,675,428)</u>		
Fund Balances					
July 1, 2017			<u>4,023,087</u>		
June 30, 2018			\$ <u>2,347,659</u>		

The notes to the required supplementary information are an integral part of this schedule.

LUMBERTON PUBLIC SCHOOL DISTRICT

Budgetary Comparison Schedule for the Major Special Revenue Fund - Title I-A Basic Fund

For the Year Ended June 30, 2018

	Budgeted Amounts		Actual (GAAP Basis)	Variances Positive (Negative)	
	Original	Final		Original to Final	Final to Actual
Revenues					
Federal sources	\$ 381,742	381,742	413,680	0	31,938
Total Revenues	<u>381,742</u>	<u>381,742</u>	<u>413,680</u>	<u>0</u>	<u>31,938</u>
Expenditures					
Instruction	6,929	289,875	243,893	(282,946)	45,982
Support services	12,427	197,194	169,787	(184,767)	27,407
Total Expenditures	<u>19,356</u>	<u>487,069</u>	<u>413,680</u>	<u>(467,713)</u>	<u>73,389</u>
Excess (Deficiency) of Revenues Over (Under) Expenditures	<u>362,386</u>	<u>(105,327)</u>	<u>0</u>	<u>(467,713)</u>	<u>105,327</u>
Total Other Financing Sources (Uses)	<u>0</u>	<u>0</u>	<u>0</u>	<u>0</u>	<u>0</u>
Net Change in Fund Balances			<u>0</u>		
Fund Balances					
July 1, 2017			<u>0</u>		
June 30, 2018			<u>\$ 0</u>		

The notes to the required supplementary information are an integral part of this schedule.

LUMBERTON PUBLIC SCHOOL DISTRICT

Budgetary Comparison Schedule for the Major Special Revenue Fund - EHA Part B Fund

For the Year Ended June 30, 2018

	Budgeted Amounts		Actual (GAAP Basis)	Variances Positive (Negative)	
	Original	Final		Original to Final	Final to Actual
Revenues					
Federal sources	\$ 160,351	160,351	150,498	0	(9,853)
Total Revenues	<u>160,351</u>	<u>160,351</u>	<u>150,498</u>	<u>0</u>	<u>(9,853)</u>
Expenditures					
Instruction	0	56,830	56,496	(56,830)	334
Support services	0	114,715	93,513	(114,715)	21,202
Noninstructional services	0	750	489	(750)	261
Total Expenditures	<u>0</u>	<u>172,295</u>	<u>150,498</u>	<u>(172,295)</u>	<u>21,797</u>
Excess (Deficiency) of Revenues Over (Under) Expenditures	<u>160,351</u>	<u>(11,944)</u>	<u>0</u>	<u>(172,295)</u>	<u>11,944</u>
Total Other Financing Sources (Uses)	<u>0</u>	<u>0</u>	<u>0</u>	<u>0</u>	<u>0</u>
Net Change in Fund Balances			<u>0</u>		
Fund Balances					
July 1, 2017			<u>0</u>		
June 30, 2018			<u>\$ 0</u>		

The notes to the required supplementary information are an integral part of this schedule.

LUMBERTON PUBLIC SCHOOL DISTRICT

Schedule of the District's Proportionate Share of the Net Pension Liability

PERS

Last 10 Fiscal Years

	2018	2017	2016	2015
District's proportion of the net pension liability (asset)	0.055924%	0.053568%	0.056208%	0.057273%
District's proportionate share of the net pension liability (asset)	\$ 9,296,467	9,568,582	8,688,648	6,951,894
District's covered payroll	\$ 3,587,581	3,426,902	3,511,524	3,501,276
District's proportionate share of the net pension liability (asset) as a percentage of its covered payroll	259.13%	279.22%	247.43%	198.55%
Plan fiduciary net position as a percentage of the total pension liability	61.49%	57.47%	61.70%	67.21%

The notes to the required supplementary information are an integral part of this schedule.

The amounts presented for each fiscal year were determined as of the measurement date of 6/30 of the year prior to the fiscal year presented.

This schedule is presented to illustrate the requirement to show information for 10 years. However, GASB 68 was implemented in the FYE 6-30-15, and, until a full 10-year trend is compiled, the District has only presented information for the years in which information is available.

LUMBERTON PUBLIC SCHOOL DISTRICT

Schedule of District Contributions

PERS

Last 10 Fiscal Years

	<u>2018</u>	<u>2017</u>	<u>2016</u>	<u>2015</u>
Contractually required contribution	\$ 618,620	565,044	539,737	553,065
Contributions in relation to the contractually required contribution	618,620	565,044	539,737	553,065
Contribution deficiency (excess)	<u>0</u>	<u>0</u>	<u>0</u>	<u>0</u>
District's covered payroll	\$ 3,927,746	3,587,581	3,426,902	3,511,524
Contributions as a percentage of covered payroll	15.75%	15.75%	15.75%	15.75%

The notes to the required supplementary information are an integral part of this schedule.

This schedule is presented to illustrate the requirement to show information for 10 years. However, GASB Statement 68 was implemented in the FYE 6-30-15, and, until a full 10-year trend is compiled, the District has only presented information for the years in which information is available.

LUMBERTON PUBLIC SCHOOL DISTRICT
Schedule of the District's Proportionate Share of the Net OPEB Liability
OPEB
Last 10 Fiscal Years

	<u>2018</u>
District's proportion of the net OPEB liability	0.07178328%
District's proportionate share of the net OPEB liability	<u>\$ 563,218</u>
District's covered-employee payroll	<u>\$ 3,225,025</u>
District's proportionate share of the net OPEB liability as a percentage of its covered-employee payroll	<u>17.46%</u>
Plan fiduciary net position as a percentage of the total OPEB liability	<u>0.00%</u>

The notes to the required supplementary information are an integral part of this schedule.

The amounts presented for each fiscal year were determined as of the measurement date of 6/30 of the year prior to the fiscal year presented.

This schedule is presented to illustrate the requirement to show information for 10 years. However, until a full 10-year trend is compiled, the District has only presented information for the years in which information is available.

LUMBERTON PUBLIC SCHOOL DISTRICT
Schedule of District Contributions
OPEB
Last 10 Fiscal Years

	<u>2018</u>
Contractually required contribution	\$ 24,011
Contributions in relation to the contractually required contribution	24,011
Contribution deficiency (excess)	<u>0</u>
District's covered-employee payroll	\$ 2,898,167
Contributions as a percentage of covered-employee payroll	0.83%

The notes to the required supplementary information are an integral part of this schedule.

This schedule is presented to illustrate the requirement to show information for 10 years. However, GASB Statement 75 was implemented in the FYE 6-30-18, and, until a full 10-year trend is compiled, the District has only presented information for the years in which information is available.

LUMBERTON PUBLIC SCHOOL DISTRICT
Notes to the Required Supplementary Information
For the Year Ended June 30, 2018

Budgetary Comparison Schedule

(1) Basis of Presentation

The Budgetary Comparison Schedule presents the original legally adopted budget, the final legally adopted budget, the actual data on the GAAP basis, variances between the original budget and the final budget, and variances between the final budget and the actual data.

(2) Budget Amendments and Revisions

The budget is adopted by the school board and filed with the taxing authority. Amendments can be made on the approval of the school board. By statute, final budget revisions must be approved on or before October 15. A budgetary comparison is presented for the General Fund and each major Special Revenue Fund consistent with accounting principles generally accepted in the United States of America.

Pension Schedules

(1) Changes of assumptions

2015:

The expectation of retired life mortality was changed to the RP-2014 Healthy Annuitant Blue Collar Table projected to 2016 using Scale BB rather than the RP-2000 Mortality Table, which was used prior to 2015.

The expectation of disabled mortality was changed to the RP-2014 Disabled Retiree Table, rather than the RP-2000 Disabled Mortality Table, which was used prior to 2015.

Withdrawal rates, pre-retirement mortality rates, disability rates and service retirement rates were also adjusted to more closely reflect actual experience.

Assumed rates of salary increase were adjusted to more closely reflect actual and anticipated experience.

The price inflation and investment rate of return assumptions were changed from 3.50% to 3.00% and 8.00% to 7.75%, respectively.

2016:

The assumed rate of interest credited to employee contributions was changed from 3.50% to 2.00%.

2017:

The expectation of retired life mortality was changed to the RP-2014 Healthy Annuitant Blue Collar Mortality Table projected with Scale BB to 2022. Small adjustments were also made to the Mortality Table for disabled lives.

The wage inflation assumption was reduced from 3.75% to 3.25%.

Withdrawal rates, pre-retirement mortality rates, disability rates and service retirement rates were also adjusted to more closely reflect actual experience.

The percentage of active member disabilities assumed to be in the line of duty was increased from 6% to 7%.

(2) Changes in benefit provisions

LUMBERTON PUBLIC SCHOOL DISTRICT
Notes to the Required Supplementary Information
For the Year Ended June 30, 2018

2016:

Effective July 1, 2016, the interest rate on employee contributions shall be calculated based on the money market rate as published by the Wall Street Journal on December 31 of each preceding year with a minimum rate of one percent and a maximum rate of five percent.

(3) *Method and assumptions used in calculations of actuarially determined contributions.*

The actuarially determined contribution rates in the schedule of employer contributions are calculated as of June 30, two years prior to the end of the fiscal year in which contributions are reported (June 30, 2015 valuation for the June 30, 2017 fiscal year end). The following actuarial methods and assumptions were used to determine the most recent contribution rate reported in that schedule:

Actuarial cost method	Entry age
Amortization method	Level percentage of payroll, open
Remaining amortization period	33.9 years
Asset valuation method	5-year smoothed market
Price Inflation	3.00 percent
Salary increase	3.75 percent to 19.00 percent, including inflation
Investment rate of return	7.75 percent, net of pension plan investment expense, including inflation

OPEB Schedules

(1) *Changes of assumptions*

2017: The discount rate was changed from 3.01% for the prior Measurement Date to 3.56% for the current Measurement Date.

(2) *Changes in benefit provisions*

2017: None

(3) *Methods and assumptions used in calculations of Actuarially Determined Contributions.* The Actuarially Determined Contributions rates, as a percentage of payroll, used to determine the Actuarially Determined Contribution amounts in the Schedule of Employer Contributions are calculated as of the most recent Valuation Date. The following actuarial methods and assumptions (from the June 30, 2016 actuarial valuation) were used to determine contribution rates reported in that schedule for the year ending June 30, 2017:

Actuarial cost method	Entry age
Amortization method	Level dollar
Amortization period	30 years, open
Asset valuation method	Market Value of Assets
Price inflation	3 percent
Salary increases, including wage inflation	3.25 percent to 18.50 percent
Initial health care cost trend rates	
Medicare Supplement Claims	7.75 percent
Pre-Medicare	

LUMBERTON PUBLIC SCHOOL DISTRICT
Notes to the Required Supplementary Information
For the Year Ended June 30, 2018

Ultimate health care cost trend rates	
Medicare Supplement Claims	5.00 percent
Pre-Medicare	
Year of ultimate trend rates	
Medicare Supplement Claims	2022
Pre-Medicare	
Long-term investment rate of return, net of pension plan investment expense, including price inflation	3.56 percent

SUPPLEMENTARY INFORMATION

This page left blank intentionally.

LUMBERTON PUBLIC SCHOOL DISTRICT
Schedule of Expenditures of Federal Awards
For the Year Ended June 30, 2018

Federal Grantor/ Pass-through Grantor/ Program Title	Catalog of Federal Domestic Assistance No.	Pass-through Entity Identifying Number	Federal Expenditures
<u>U.S. Department of Agriculture</u>			
Passed-through Mississippi Department of Education:			
Child nutrition cluster:			
School breakfast program	10.553		\$ 113,595
National school lunch program	10.555		305,939
Total child nutrition cluster			<u>419,534</u>
Total passed-through Mississippi Department of Education			<u>419,534</u>
Total U.S. Department of Agriculture			<u>419,534</u>
<u>U.S. Department of Education</u>			
Passed-through Mississippi Department of Education:			
Title I - grants to local educational agencies	84.010	CI18-3711	413,680
Rural and Low-Income School Program	84.358	RL18-3711	9,046
Supporting effective instruction - state grants	84.367	EG18-3711	45,843
Student support and academic enrichment grants	84.424	Title IVA-18-3711	4,000
Total			<u>472,569</u>
Special education cluster:			
Special education - grants to states	84.027		150,498
Special education - preschool grants	84.173		6,507
Total special education cluster			<u>157,005</u>
Total passed-through Mississippi Department of Education			<u>629,574</u>
Total U.S. Department of Education			<u>629,574</u>
Total for All Federal Awards			<u>\$ 1,049,108</u>

The notes to the Supplementary Information are an integral part of this schedule.

LUMBERTON PUBLIC SCHOOL DISTRICT
Notes to the Supplementary Information
For the Year Ended June 30, 2018

(1) Basis of Presentation

The accompanying schedule of expenditures of federal awards (the "Schedule") includes the federal award activity of the School District under programs of the federal government for the year ended June 30, 2017. The information in this Schedule is presented in accordance with the requirements of Title 2 U.S. *Code of Federal Regulations* Part 200, *Uniform Administrative Requirements, Cost Principles, and Audit Requirements for Federal Awards* (Uniform Guidance). Because the Schedule presents only a selected portion of the operations of the School District, it is not intended to and does not present the financial position, changes in net assets, or cash flows of the School District.

(2) Summary of Significant Accounting Policies

Expenditures reported on the Schedule are reported on the modified accrual basis of accounting. Such expenditures are recognized following the cost principles contained in the Uniform Guidance, wherein certain types of expenditures are not allowable or are limited as to reimbursement. Negative amounts shown on the Schedule represent adjustments or credits made in the normal course of business to amounts reported as expenditures in prior years.

(3) Indirect Cost Rate

The School District has not elected to use the 10-percent de minimis indirect cost rate allowed under the Uniform Guidance.

LUMBERTON PUBLIC SCHOOL DISTRICT
Schedule of Instructional, Administrative and Other Expenditures - Governmental Funds
For the Year Ended June 30, 2018

<u>Expenditures</u>	<u>Total</u>	<u>Instruction and Other Student Instructional Expenditures</u>	<u>General Administrative</u>	<u>School Administration</u>	<u>Other</u>
Salaries and fringe benefits	\$ 5,665,639	4,130,585	469,824	336,249	728,981
Other	2,556,590	750,430	140,766	14,898	1,650,496
Total	<u>8,222,229</u>	<u>4,881,015</u>	<u>610,590</u>	<u>351,147</u>	<u>2,379,477</u>
Total number of students	<u>504</u>				
Cost per student	<u>\$ 16,314</u>	<u>9,685</u>	<u>1,211</u>	<u>697</u>	<u>4,721</u>

Notes to the schedule.

Instruction and Other Student Instructional Expenditures - includes the activities dealing directly with the interaction between teachers and students. Included here are the activities of teachers, teachers aides or classroom assistants of any type.

General Administration - includes expenditures for the following functions: Support Services - General Administration and Support Services - Business.

School Administration - includes expenditures for the following function: Support Services - School Administration.

Other - includes all expenditure functions not included in Instruction or Administration Categories.

Total number of students - the ADA report submission for month 9, which is the final submission for the school year.

This page left blank intentionally.

OTHER INFORMATION

This page left blank intentionally.

LUMBERTON PUBLIC SCHOOL DISTRICT
Statement of Revenues, Expenditures and Changes in Fund Balances
General Fund
Last Four Years

	UNAUDITED			
	2018	2017*	2016*	2015*
Revenues				
Local sources	\$ 1,672,945	1,704,024	1,629,542	1,413,913
State sources	3,097,971	2,960,991	3,132,628	3,231,683
Federal sources	15,552	16,394	26,183	32,775
Sixteenth section sources	30,043	92,352	137,450	26,571
Total Revenues	<u>4,816,511</u>	<u>4,773,761</u>	<u>4,925,803</u>	<u>4,704,942</u>
Expenditures				
Instruction	3,601,731	3,223,795	2,906,220	2,975,135
Support services	2,493,395	2,211,679	1,975,595	2,028,150
Noninstructional services	1,474	3,913	420	0
Sixteenth section	848	1,054	1,353	57
Facilities acquisition and construction	0	0	0	2,311
Debt service				
Interest	18,880	20,191	21,449	0
Total Expenditures	<u>6,116,328</u>	<u>5,460,632</u>	<u>4,905,037</u>	<u>5,005,653</u>
Excess (Deficiency) of Revenues Over (Under) Expenditures	<u>(1,299,817)</u>	<u>(686,871)</u>	<u>20,766</u>	<u>(300,711)</u>
Other Financing Sources (Uses)				
Insurance loss recoveries	0	21,417	0	0
Sale of transportation equipment	850	0	0	0
Operating transfers in	11,435	0	1,825	6,778
Other financing sources	0	50	0	0
Operating transfers out	(387,896)	(280,353)	(90,659)	(640,507)
Total Other Financing Sources (Uses)	<u>(375,611)</u>	<u>(258,886)</u>	<u>(88,834)</u>	<u>(633,729)</u>
Net Change in Fund Balances	<u>(1,675,428)</u>	<u>(945,757)</u>	<u>(68,068)</u>	<u>(934,440)</u>
Fund Balances:				
Beginning of period, as previously reported	4,023,087	4,968,844	5,036,912	5,089,748
Fund Reclassification	0	0	0	873,964
Prior period adjustments	0	0	0	7,640
Beginning of period, as restated	<u>4,023,087</u>	<u>4,968,844</u>	<u>5,036,912</u>	<u>5,971,352</u>
End of period	<u>\$ 2,347,659</u>	<u>4,023,087</u>	<u>4,968,844</u>	<u>5,036,912</u>

* Source - Prior year audit reports.


LUMBERTON PUBLIC SCHOOL DISTRICT
Statement of Revenues, Expenditures and Changes in Fund Balances
All Governmental Funds
Last Four Years

	UNAUDITED			
	2018	2017*	2016*	2015*
Revenues				
Local sources	\$ 1,825,937	1,849,689	1,781,934	1,552,596
State sources	3,361,728	3,206,479	3,377,972	3,545,310
Federal sources	1,009,998	1,002,275	1,050,333	1,108,405
Sixteenth section sources	69,464	155,718	182,493	86,915
Total Revenues	<u>6,267,127</u>	<u>6,214,161</u>	<u>6,392,732</u>	<u>6,293,226</u>
Expenditures				
Instruction	4,034,015	3,562,806	3,342,060	3,467,632
Support services	2,880,336	2,635,284	2,419,519	2,639,235
Noninstructional services	421,497	420,034	404,789	435,134
Sixteenth section	1,326	5,371	7,183	2,487
Facilities acquisition and construction	156,718	215,353	113,645	347,485
Debt service				
Principal	683,000	190,000	180,000	177,000
Interest	44,437	44,066	57,483	40,181
Other	900	1,350	0	1,350
Total Expenditures	<u>8,222,229</u>	<u>7,074,264</u>	<u>6,524,679</u>	<u>7,110,504</u>
Excess (Deficiency) of Revenues Over (Under) Expenditures	<u>(1,955,102)</u>	<u>(860,103)</u>	<u>(131,947)</u>	<u>(817,278)</u>
Other Financing Sources (Uses)				
Insurance loss recoveries	0	21,417	0	0
Sale of transportation equipment	850	0	0	0
Operating transfers in	399,331	280,353	125,076	720,179
Other financing sources	0	50	0	0
Operating transfers out	(399,331)	(280,353)	(125,076)	(720,179)
Total Other Financing Sources (Uses)	<u>850</u>	<u>21,467</u>	<u>0</u>	<u>0</u>
Net Change in Fund Balances	<u>(1,954,252)</u>	<u>(838,636)</u>	<u>(131,947)</u>	<u>(817,278)</u>
Fund Balances:				
Beginning of period, as previously reported	6,000,415	6,833,316	6,960,126	7,776,078
Prior period adjustments	(3,897)	0	0	7,640
Beginning of period, as restated	<u>5,996,518</u>	<u>6,833,316</u>	<u>6,960,126</u>	<u>7,783,718</u>
Increase (Decrease) in reserve for inventory	<u>663</u>	<u>5,735</u>	<u>5,137</u>	<u>(6,314)</u>
End of period	<u>\$ 4,042,929</u>	<u>6,000,415</u>	<u>6,833,316</u>	<u>6,960,126</u>

* Source - Prior year audit reports.

REPORTS ON INTERNAL CONTROLS AND COMPLIANCE

This page left blank intentionally.



ST. CLAIR CPA, PLLC
CERTIFIED PUBLIC ACCOUNTANT

INDEPENDENT AUDITOR'S REPORT ON INTERNAL CONTROL OVER FINANCIAL REPORTING AND ON
COMPLIANCE AND OTHER MATTERS BASED ON AN AUDIT OF FINANCIAL STATEMENTS PERFORMED IN
ACCORDANCE WITH *GOVERNMENT AUDITING STANDARDS*

Independent Auditor's Report

Superintendent and School Board
Lumberton Public School District

I have audited, in accordance with the auditing standards generally accepted in the United States of America and the standards applicable to financial audits contained in *Government Auditing Standards* issued by the Comptroller General of the United States, the financial statements of the governmental activities, each major fund and the aggregate remaining fund information of Lumberton Public School District, as of and for the year ended June 30, 2018, and the related notes to the financial statements, which collectively comprise Lumberton Public School District's basic financial statements, and have issued my report thereon dated December 31, 2018.

Internal Control Over Financial Reporting

In planning and performing my audit of the financial statements, I considered Lumberton Public School District's internal control over financial reporting (internal control) to determine the audit procedures that are appropriate in the circumstances for the purpose of expressing my opinions on the financial statements, but not for the purpose of expressing an opinion on the effectiveness of Lumberton Public School District's internal control. Accordingly, I do not express an opinion on the effectiveness of Lumberton Public School District's internal control.

A *deficiency in internal control* exists when the design or operation of a control does not allow management or employees, in the normal course of performing their assigned functions, to prevent, or detect and correct, misstatements on a timely basis. A *material weakness* is a deficiency, or a combination of deficiencies, in internal control, such that there is a reasonable possibility that a material misstatement of the entity's financial statements will not be prevented, or detected and corrected on a timely basis. A *significant deficiency* is a deficiency, or a combination of deficiencies, in internal control that is less severe than a material weakness, yet important enough to merit attention by those charged with governance.

My consideration of internal control was for the limited purpose described in the first paragraph of this section and was not designed to identify all deficiencies in internal control that might be material weaknesses or significant deficiencies and therefore, material weaknesses or significant deficiencies may exist that were not identified. Given these limitations, during my audit I did not identify any deficiencies in internal control that I consider to be material weaknesses. However, material weaknesses may exist that have not been identified. I did identify a certain deficiency in internal control, described in the accompanying Schedule of Findings and Questioned Costs that I consider to be a significant deficiency [2018-001].

Compliance and Other Matters

As part of obtaining reasonable assurance about whether Lumberton Public School District's financial statements are free from material misstatement, I performed tests of its compliance with certain provisions of laws, regulations, contracts, and grant agreements, noncompliance with which could have a direct and material effect on the determination of financial statement amounts. However, providing an opinion on compliance with those provisions was not an objective of my audit, and accordingly, I do not express such an opinion. The results of my tests disclosed no instances of noncompliance or other matters that are required to be reported under *Government Auditing Standards*.

Lumberton Public School District's Response to Findings


Lumberton Public School District's response to the findings identified in my audit is described in the accompanying Auditee's Corrective Action Plan. Lumberton Public School District's response was not subjected to the auditing procedures applied in the audit of the financial statements and, accordingly, I express no opinion on it.

Purpose of this Report

The purpose of this report is solely to describe the scope of my testing of internal control and compliance and the results of that testing, and not to provide an opinion on the effectiveness of the entity's internal control or on compliance. This report is an integral part of an audit performed in accordance with *Government Auditing Standards* in considering the entity's internal control and compliance. Accordingly, this communication is not suitable for any other purpose.

St. Clair CPA, PLLC

St. Clair CPA, PLLC
Carriere, MS
December 31, 2018



ST. CLAIR CPA, PLLC
CERTIFIED PUBLIC ACCOUNTANT

INDEPENDENT AUDITOR'S REPORT ON COMPLIANCE FOR EACH MAJOR FEDERAL PROGRAM AND
REPORT ON INTERNAL CONTROL OVER COMPLIANCE REQUIRED BY THE UNIFORM GUIDANCE

Independent Auditor's Report

Superintendent and School Board
Lumberton Public School District

Report on Compliance for Each Major Federal Program

I have audited Lumberton Public School District's compliance with the types of compliance requirements described in the *OMB Compliance Supplement* that could have a direct and material effect on each of Lumberton Public School District's major federal programs for the year ended June 30, 2018. Lumberton Public School District's major federal programs are identified in the summary of auditor's results section of the accompanying Schedule of Findings and Questioned Costs.

Management's Responsibility

Management is responsible for compliance with the requirements of laws, regulations, contracts, and grants applicable to its federal programs.

Auditor's Responsibility

My responsibility is to express an opinion on compliance for each of Lumberton Public School District's major federal programs based on my audit of the types of compliance requirements referred to above. I conducted my audit of compliance in accordance with auditing standards generally accepted in the United States of America; the standards applicable to financial audits contained in *Government Auditing Standards*, issued by the Comptroller General of the United States; and the audit requirements of Title 2 U.S. *Code of Federal Regulations* Part 200, *Uniform Administrative Requirements, Cost Principles, and Audit Requirements for Federal Awards* (Uniform Guidance). Those standards and the Uniform Guidance require that I plan and perform the audit to obtain reasonable assurance about whether noncompliance with the types of compliance requirements referred to above that could have a direct and material effect on a major federal program occurred. An audit includes examining, on a test basis, evidence about Lumberton Public School District's compliance with those requirements and performing such other procedures as I considered necessary in the circumstances.

I believe that my audit provides a reasonable basis for my opinion on compliance for each major federal program. However, my audit does not provide a legal determination of Lumberton Public School District's compliance.

Opinion on Each Major Federal Program

In my opinion, Lumberton Public School District complied, in all material respects, with the types of compliance requirements referred to above that could have a direct and material effect on each of its major federal programs for the year ended June 30, 2018.

Other Matters

The results of my auditing procedures disclosed an instance of noncompliance, which is required to be reported in accordance with Uniform Guidance and which is described in the accompanying Schedule of Findings and Questioned Costs as item [2018-002]. My opinion on each major federal program is not modified with respect to this matter.

Lumberton Public School District's response to the noncompliance finding identified in my audit is described in the accompanying Auditee's Corrective Action Plan. Lumberton Public School District's response was not subjected to the auditing procedures applied in the audit of compliance and, accordingly, I express no opinion on the response.

Report on Internal Control Over Compliance

Management of Lumberton Public School District is responsible for establishing and maintaining effective internal control over compliance with the types of compliance requirements referred to above. In planning and performing my audit of compliance, I considered Lumberton Public School District's internal control over compliance with the types of requirements that could have a direct and material effect on each major federal program to determine the auditing procedures that are appropriate in the circumstances for the purpose of expressing an opinion on compliance for each major federal program and to test and report on internal control over compliance in accordance with the Uniform Guidance, but not for the purpose of expressing an opinion on the effectiveness of internal control over compliance. Accordingly, I do not express an opinion on the effectiveness of Lumberton Public School District's internal control over compliance.

A deficiency in internal control over compliance exists when the design or operation of a control over compliance does not allow management or employees, in the normal course of performing their assigned functions, to prevent, or detect and correct, noncompliance with a type of compliance requirement of a federal program on a timely basis. *A material weakness in internal control over compliance* is a deficiency, or combination of deficiencies, in internal control over compliance, such that there is a reasonable possibility that material noncompliance with a type of compliance requirement of a federal program will not be prevented, or detected and corrected, on a timely basis. *A significant deficiency in internal control over compliance* is a deficiency, or a combination of deficiencies, in internal control over compliance with a type of compliance requirement of a federal program that is less severe than a material weakness in internal control over compliance, yet important enough to merit attention by those charged with governance.

My consideration of internal control over compliance was for the limited purpose described in the first paragraph of this section and was not designed to identify all deficiencies in internal control over compliance that might be material weaknesses or significant deficiencies and therefore, material weaknesses or significant deficiencies may exist that were not identified. I did identify a certain deficiency in internal control over compliance, as described in the accompanying Schedule of Findings and Questioned Costs as item [2018-002], that I consider to be a material weaknesses.

Lumberton Public School District's response to the internal control over compliance findings identified in my audit are described in the accompanying Auditee's Corrective Action Plan. Lumberton Public School District's response was not subjected to the auditing procedures applied in the audit of compliance and, accordingly, I express no opinion on the response.

The purpose of this report on internal control over compliance is solely to describe the scope of my testing of internal control over compliance and the results of that testing based on the requirements of the Uniform Guidance. Accordingly, this report is not suitable for any other purpose.

St. Clair CPA, PLLC

St. Clair CPA, PLLC
Carriere, MS
December 31, 2018

INDEPENDENT AUDITOR'S REPORT
ON COMPLIANCE WITH STATE LAWS AND REGULATIONS

This page left blank intentionally.



ST. CLAIR CPA, PLLC
CERTIFIED PUBLIC ACCOUNTANT

INDEPENDENT AUDITOR'S REPORT
ON COMPLIANCE WITH STATE LAWS AND REGULATIONS

Superintendent and School Board
Lumberton Public School District

I have audited the financial statements of the governmental activities, each major fund, and the aggregate remaining fund information of the Lumberton Public School District as of and for the year ended June 30, 2018, which collectively comprise Lumberton Public School District's basic financial statements and have issued my report thereon dated December 31, 2018. I conducted my audit in accordance with auditing standards generally accepted in the United States of America and the standards applicable to financial audits contained in *Government Auditing Standards*, issued by the Comptroller General of the United States.

Section 37-9-18(3)(a), Miss. Code Ann. (1972), states in part, "the auditor shall test to insure that the school district is complying with the requirements of Section 37-61-33(3)(a)(iii), Miss. Code Ann. (1972), relating to classroom supply funds." As required by the state legal compliance audit program prescribed by the Office of the State Auditor, I have also performed procedures to test compliance with certain other state laws and regulations. However, providing an opinion on compliance with all state laws and regulations was not an objective of my audit and, accordingly, I do not express such an opinion.

The results of my procedures performed to test compliance with the requirements of Section 37-61-33(3)(a)(iii), Miss. Code Ann. (1972), disclosed no instances of noncompliance.

Section 37-9-18(3)(b), Miss. Code Ann. (1972), states in part, "the auditor shall test to insure correct and appropriate coding at the function level. The audit must include a report showing the correct and appropriate functional level expenditure codes in expenditures by the school district."

The results of my procedures performed to test compliance with the requirements of Section 37-9-18(3)(b), Miss. Code Ann. (1972), disclosed no instances of noncompliance related to incorrect or inappropriate functional level expenditure coding.

As required by the state legal compliance audit program prescribed by the Office of the State Auditor, I have also performed procedures to test compliance with certain other state laws and regulations. However, providing an opinion on compliance with all state laws and regulations was not an objective of my audit and, accordingly, I do not express such an opinion.

The results of procedures performed to test compliance with certain other state laws and regulations and my audit of the financial statements did not disclose any instances of noncompliance with other state laws and regulations.

This report is intended solely for the information and use of the school board and management, entities with accreditation overview, federal awarding agencies, the Office of the State Auditor and pass-through entities and is not intended to be and should not be used by anyone other than these specified parties.

St. Clair CPA, PLLC

St. Clair CPA, PLLC
Carriere, MS
December 31, 2018

This page left blank intentionally.

SCHEDULE OF FINDINGS AND QUESTIONED COSTS

This page left blank intentionally.

LUMBERTON PUBLIC SCHOOL DISTRICT
Schedule of Findings and Questioned Costs
For the Year Ended June 30, 2018

Section I: Summary of Auditor's Results

Financial Statements:

- | | | |
|----|---|------------|
| 1. | Type of auditor's report issued on the basic financial statements: | Unmodified |
| 2. | Noncompliance material to the basic financial statements noted? | No |
| 3. | Internal control over financial reporting: | |
| | a. Material weaknesses identified? | No |
| | b. Significant deficiency identified that are not considered to be material weaknesses? | Yes |

Federal Awards:

- | | | |
|----|--|---------------|
| 4. | Type of auditor's report issued on compliance for major federal programs: | Unmodified |
| 5. | Internal control over major programs: | |
| | a. Material weaknesses identified? | Yes |
| | b. Significant deficiency identified that are not considered to be material weaknesses? | None Reported |
| 6. | Any audit finding(s) disclosed that are required to be reported in accordance with 2 CFR 200.516(a)? | Yes |

7. Federal program identified as major program:

<u>CFDA Number</u>	<u>Name of Federal Program or Cluster</u>
10.553 & 10.555	Child nutrition cluster
84.010	Title I grants to local educational agencies

- | | | |
|----|--|-----------|
| 8. | The dollar threshold used to distinguish between type A and type B programs: | \$750,000 |
| 9. | Auditee qualified as a low-risk auditee? | No |

Section II: Financial Statement Findings

The results of my tests disclosed the following finding related to the financial statements that are required to be reported under the *Government Auditing Standards*.

Significant Deficiency Identified that is Not Considered to be Material Weakness

Finding 2018-001

CRITERIA: An appropriately and properly designed system of internal accounting controls would have the duties of the business manager segregated to the greatest extent possible.

CONDITION: The business manager initiates, prepares, approves and enters all journal entries to correct, post, or otherwise cause the proper statement of the account balances and/or classes of transactions. In addition, the business manager reconciles the district's bank accounts, has access to the blank checks, and has signature authority on the bank accounts.

CAUSE OF CONDITION: The cause of this condition is an inadequately designed system of accounting controls.

EFFECT OF CONDITION: This condition could lead to errors being made and those errors not being prevented or detected.

RECOMMENDATION: It is recommended that the duties of the business manager be segregated to the greatest extent possible.

LUMBERTON PUBLIC SCHOOL DISTRICT
Schedule of Findings and Questioned Costs
For the Year Ended June 30, 2018

Section III: Federal Award Findings and Questioned Costs

The results of my tests disclosed the following finding related to the federal awards:

Deficiency Considered to be a Material Weakness
Matter of Non-Compliance – Not Material

Finding 2018-002

Program CFDA No.: 10.555 & 10.553 CFDA program title: Child Nutrition Cluster
U.S. Department of Education
Passed through the Mississippi Department of Education

Compliance Requirement Special Reporting – Paid Lunch Equity

CRITERIA: On an annual basis the district program personnel is required to calculate paid lunch equity in accordance with USDA guidelines. This is to ensure that paid meals are not being subsidized by the reimbursement meal prices for the ensuing school year.

CONDITION: There was no documentation available to support that the calculation for paid lunch equity had been performed.

CAUSE OF CONDITION: The cause of the condition is the absence of controls to ensure the performance of required procedures and to also safeguard documentation of those procedures.

EFFECT OF CONDITION: The effect of the condition is non-compliance with federal requirements.

QUESTIONED COST: None

IDENTIFICATION OF A REPEAT FINDING: Yes

RECOMMENDATION: It is recommended that program personnel perform the paid lunch equity calculation on an annual basis to determine the amount to be charged for paid meals.

AUDITEE'S CORRECTIVE ACTION PLAN
AND
SUMMARY OF PRIOR FEDERAL AUDIT FINDINGS

This page left blank intentionally.

LUMBERTON PUBLIC SCHOOL DISTRICT

107 TENTH AVENUE

P.O. Box 551

LUMBERTON, MISSISSIPPI 39455

Phone (601) 796-2441---Fax (601) 796-2051

RENEA BULLARD

Business Manager

LINDA L. SMITH, PH.D

Superintendent

KOMEKIA TURNER

Payroll / Personnel

AMBER MARTIN

Secretary

CONNIE RHEAMS

Accounts Payable

AUDITEE'S CORRECTIVE ACTION PLAN

December 31, 2018

As required by 2 CFR 200.511 (a), the Lumberton Public School District has prepared and hereby submits the following corrective action plan for the findings included in the Schedule of Findings and Questioned Costs for the year ended June 30, 2018.

Finding 2018-001

Corrective Action Plan

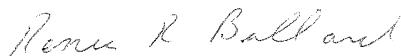
- a. Contact person responsible for corrective action:
Renea Bullard, Business Manager
- b. Description of correction action to be taken
Not applicable - due to the consolidation of Lumberton Public School District with Lamar County School District, Lumberton Public School District ceased to exist as of July 1, 2018.
- c. Anticipated completion date of corrective action
Not applicable.

Finding 2018-002

Corrective Action Plan

- a. Contact person responsible for corrective action:
Renea Bullard, Business Manager
- b. Description of correction action to be taken
Not applicable - due to the consolidation of Lumberton Public School District with Lamar County School District, Lumberton Public School District ceased to exist as of July 1, 2018.
- c. Anticipated completion date of corrective action
Not applicable.

Sincerely,



Business Manager

This page left blank intentionally.

LUMBERTON PUBLIC SCHOOL DISTRICT

107 TENTH AVENUE

P.O. Box 551

LUMBERTON, MISSISSIPPI 39455

Phone (601) 796-2441---Fax (601) 796-2051

RENEA BULLARD

Business Manager

LINDA L. SMITH, PH.D

Superintendent

KOMEKIA TURNER

Payroll / Personnel

AMBER MARTIN

Secretary

CONNIE RHEAMS

Accounts Payable

Summary Schedule of Prior Audit Findings


December 31, 2018.

Financial and Compliance Audit Division

As required by 2 CFR 200.511(b), the Lumberton Public School District has prepared and hereby submits the following Summary Schedule of Prior Audit Findings as of June 30, 2018.

<u>Finding</u>	<u>Status</u>
2017 - 004	Not Corrected
2017 - 005	Corrected
2017 - 006	Corrected

Sincerely,



Business Manager

This page left blank intentionally.