



The following document was not prepared by the Office of the State Auditor, but was prepared by and submitted to the Office of the State Auditor by a private CPA firm. The document was placed on this web page as it was submitted. The Office of the State Auditor assumes no responsibility for its content or for any errors located in the document. Any questions of accuracy or authenticity concerning this document should be submitted to the CPA firm that prepared the document. The name and address of the CPA firm appears in the document.

Pontotoc City School District

Audited Financial Statements
For the Year Ended June 30, 2018

Fortenberry & Ballard, PC
Certified Public Accountants

Pontotoc City School District

TABLE OF CONTENTS

	PAGE #
INDEPENDENT AUDITOR’S REPORT ON THE BASIC FINANCIAL STATEMENTS AND SUPPLEMENTARY INFORMATION	4
MANAGEMENT’S DISCUSSION AND ANALYSIS	8
 BASIC FINANCIAL STATEMENTS	
Government-wide Financial Statements	
Exhibit A - Statement of Net Position	18
Exhibit B - Statement of Activities	19
Governmental Funds Financial Statements	
Exhibit C - Balance Sheet	20
Exhibit C-1 - Reconciliation of the Governmental Funds Balance Sheet to the Statement of Net Position	21
Exhibit D - Statement of Revenues, Expenditures and Changes in Fund Balances	22
Exhibit D-1 - Reconciliation of the Governmental Funds Statement of Revenues, Expenditures and Changes in Fund Balances to the Statement of Activities	23
Fiduciary Funds Financial Statements	
Exhibit E - Statement of Fiduciary Assets and Liabilities	24
Notes to the Financial Statements	26
 REQUIRED SUPPLEMENTARY INFORMATION	
Budgetary Comparison Schedule - General Fund	48
Budgetary Comparison Schedule - School Food Service Fund	49
Budgetary Comparison Schedule - Vocational Education Fund	50
Schedule of the District’s Proportionate Share of the Net Pension Liability	51
Schedule of District Contributions (PERS)	52
Schedule of the District’s Proportionate Share of the Net OPEB Liability	53
Schedule of District Contributions (OPEB)	54
Notes to the Required Supplementary Information	55
 SUPPLEMENTARY INFORMATION	
Schedule of Expenditures of Federal Awards	59
Notes to the Schedule of Expenditures of Federal Awards	60
Schedule of Instructional, Administrative and Other Expenditures - Governmental Funds	61
 OTHER INFORMATION	
Statement of Revenues, Expenditures and Changes in Fund Balances - General Fund, Last Four Years	63
Statement of Revenues, Expenditures and Changes in Fund Balances - All Governmental Funds, Last Four Years	64
 REPORTS ON INTERNAL CONTROL AND COMPLIANCE	
Independent Auditor's Report on Internal Control Over Financial Reporting and on Compliance and Other Matters Based on an Audit of Financial Statements Performed in Accordance with <i>Government Auditing Standards</i>	66
Independent Auditor’s Report on Compliance for Each Major Federal Program and Report On Internal Control Over Compliance Required by the Uniform Guidance	68
 INDEPENDENT AUDITOR’S REPORT ON COMPLIANCE WITH STATE LAWS AND REGULATIONS	
	71
SCHEDULE OF FINDINGS AND QUESTIONED COSTS	74
AUDITEE’S CORRECTIVE ACTION PLAN	77

FINANCIAL AUDIT REPORT

FORTENBERRY & BALLARD, PC
CERTIFIED PUBLIC ACCOUNTANTS

INDEPENDENT AUDITOR'S REPORT ON THE BASIC FINANCIAL
STATEMENTS AND SUPPLEMENTARY INFORMATION

Superintendent and School Board
Pontotoc City School District

Report on the Financial Statements

We have audited the accompanying financial statements of the governmental activities, each major fund, and the aggregate remaining fund information of the Pontotoc City School District as of and for the year ended June 30, 2018, and the related notes to the financial statements, which collectively comprise the Pontotoc City School District's basic financial statements as listed in the table of contents.

Management's Responsibility for the Financial Statements

Management is responsible for the preparation and fair presentation of these financial statements in accordance with accounting principles generally accepted in the United States of America; this includes the design, implementation, and maintenance of internal control relevant to the preparation and fair presentation of financial statements that are free from material misstatement, whether due to fraud or error.

Auditor's Responsibility

Our responsibility is to express opinions on these financial statements based on our audit. We conducted our audit in accordance with auditing standards generally accepted in the United States of America and the standards applicable to financial audits contained in *Government Auditing Standards*, issued by the Comptroller General of the United States. Those standards require that we plan and perform the audit to obtain reasonable assurance about whether the financial statements are free of material misstatement.

An audit involves performing procedures to obtain audit evidence about the amounts and disclosures in the financial statements. The procedures selected depend on the auditor's judgment, including the assessment of the risks of material misstatement of the financial statements, whether due to fraud or error. In making those risk assessments, the auditor considers internal control relevant to the entity's preparation and fair presentation of the financial statements in order to design audit procedures that are appropriate in the circumstances, but not for the purpose of expressing an opinion on the effectiveness of the District's internal control. Accordingly, we express no such opinion. An audit also includes evaluating the appropriateness of accounting policies used and the reasonableness of significant accounting estimates made by management, as well as evaluating the overall presentation of the financial statements.

We believe that the audit evidence we have obtained is sufficient and appropriate to provide a basis for our audit opinions.

1929 SPILLWAY ROAD, SUITE B
BRANDON, MISSISSIPPI 39047
TELEPHONE 601-992-5292 FAX 601-992-2033

Opinions

In our opinion, the financial statements referred to above present fairly, in all material respects, the respective financial position of the governmental activities, each major fund, and the aggregate remaining fund information of the Pontotoc City School District, as of June 30, 2018, and the respective changes in financial position thereof for the year then ended in accordance with accounting principles generally accepted in the United States of America.

Emphasis of Matter

As discussed in Note 1 to the financial statements, the school district adopted Governmental Accounting Standards Board (GASB) Statement No. 75, *Accounting and Financial Reporting for Postemployment Benefits Other Than Pensions*. As a result, net position as of July 1, 2017, has been restated. Our opinion is not modified with respect to this matter.

Other Matters

Required Supplementary Information

Accounting principles generally accepted in the United States of America require that the management's discussion and analysis, budgetary comparison information, the Schedule of the District's Proportionate Share of the Net Pension Liability, the Schedule of District Contributions (PERS), the Schedule of the District's Proportionate Share of the Net OPEB Liability, and the Schedule of District Contributions (OPEB) on pages 8 to 16 and 48 to 57, respectively, be presented to supplement the basic financial statements. Such information, although not a part of the basic financial statements, is required by the Governmental Accounting Standards Board, who considers it to be an essential part of financial reporting for placing the basic financial statements in an appropriate operational, economic, or historical context. We have applied certain limited procedures to the required supplementary information in accordance with auditing standards generally accepted in the United States of America, which consisted of inquiries of management about the methods of preparing the information and comparing the information for consistency with management's responses to our inquiries, the basic financial statements, and other knowledge we obtained during our audit of the basic financial statements. We do not express an opinion or provide any assurance on the information because the limited procedures do not provide us with sufficient evidence to express an opinion or provide any assurance.

Other Information

Our audit was conducted for the purpose of forming opinions on the financial statements that collectively comprise the Pontotoc City School District's basic financial statements. The accompanying Schedule of Expenditures of Federal Awards, as required by Title 2 U.S. Code of Federal Regulations Part 200, Uniform Administrative Requirements, Cost Principles, and Audit Requirements for Federal Awards, the Schedule of Instructional, Administrative and Other Expenditures for Governmental Funds, and the other information section, which includes the Statement of Revenues, Expenditures and Changes in Fund Balances - General Fund, Last Four Years and the Statement of Revenues, Expenditures and Changes in Fund Balances - All Governmental Funds, Last Four Years are presented for purposes of additional analysis and are

not a required part of the basic financial statements.

The accompanying Schedule of Expenditures of Federal Awards, as required by Title 2 U.S. Code of Federal Regulations Part 200, Uniform Administrative Requirements, Cost Principles, and Audit Requirements for Federal Awards, and the Schedule of Instructional, Administrative and Other Expenditures for Governmental Funds are the responsibility of management and were derived from and relate directly to the underlying accounting and other records used to prepare the basic financial statements. Such information has been subjected to the auditing procedures applied in the audit of the basic financial statements and certain additional procedures, including comparing and reconciling such information directly to the underlying accounting and other records used to prepare the financial statements or to the financial statements themselves, and other additional procedures in accordance with auditing standards generally accepted in the United States of America. In our opinion, the accompanying supplementary information mentioned above is fairly stated in all material respects in relation to the basic financial statements as a whole.

The other information section, which includes the Statement of Revenues, Expenditures and Changes in Fund Balances - General Fund, Last Four Years and the Statement of Revenues, Expenditures and Changes in Fund Balances - All Governmental Funds, Last Four Years has not been subjected to the auditing procedures applied in the audit of the basic financial statements and, accordingly, we do not express an opinion or provide any assurance on it.

Other Reporting Required by *Government Auditing Standards*

In accordance with *Government Auditing Standards*, we have also issued our report dated March 19, 2019, on our consideration of the Pontotoc City School District's internal control over financial reporting and on our tests of its compliance with certain provisions of laws, regulations, contracts and grant agreements and other matters. The purpose of that report is solely to describe the scope of our testing of internal control over financial reporting and compliance and the results of that testing, and not to provide an opinion on the effectiveness of the Pontotoc City School District's internal control over financial reporting or on compliance. That report is an integral part of an audit performed in accordance with *Government Auditing Standards* in considering Pontotoc City School District's internal control over financial reporting and compliance.

Fortenberry & Ballard, PC

Fortenberry & Ballard, PC
March 19, 2019

Certified Public Accountants

MANAGEMENT'S DISCUSSION AND ANALYSIS

PONTOTOC CITY SCHOOL DISTRICT
MANAGEMENT'S DISCUSSION AND ANALYSIS
FOR THE YEAR ENDED JUNE 30, 2018

The following discussion and analysis of Pontotoc City School District's financial performance provides an overview of the School District's financial activities for the year ended June 30, 2018. The intent of this discussion and analysis is to look at the School District's performance as a whole. Readers are encouraged to review the financial statements and the notes to the financial statements to enhance their understanding of the School District's financial performance.

FINANCIAL HIGHLIGHTS

- Total net position for 2018 decreased \$3,929,526, including a prior period adjustment of (\$1,834,180), due primarily to the effect of recording the net OPEB liability, which represents a 54.67% decrease from fiscal year 2017. Total net position for 2017 decreased \$2,682,709, including a prior period adjustment of (\$18,518), which represents a 59.55% decrease from fiscal year 2016.
- General revenues amounted to \$16,165,699 and \$15,892,466, or 81.75% and 81.52% of all revenues for fiscal years 2018 and 2017, respectively. Program specific revenues in the form of charges for services and grants and contributions accounted for \$3,609,580, or 18.25% of total revenues for 2018, and \$3,602,171, or 18.48% of total revenues for 2017.
- The District had \$21,870,625 and \$22,158,828 in expenses for fiscal years 2018 and 2017; only \$3,609,580 for 2018 and \$3,602,171 for 2017 of these expenses was offset by program specific charges for services, grants and contributions. General revenues of \$16,165,699 for 2018 and \$15,892,466 for 2017 were not adequate to provide for these programs.
- Among major funds, the General Fund had \$16,232,767 in revenues and \$16,129,075 in expenditures for 2018, and \$16,116,330 in revenues and \$16,308,084 in expenditures for 2017. The General Fund's fund balance increased by \$91,625 from 2017 to 2018, and decreased by \$160,502 from 2016 to 2017.
- Capital assets, net of accumulated depreciation, decreased by \$862,744 for 2018 and decreased by \$364,702 for 2017. The decrease for 2018 was due to the increase in accumulated depreciation.
- Long-term debt did not change for 2018 and decreased by \$68,321 for 2017. The liability for compensated absences decreased by \$13,670 for 2018 and increased by \$27,143 for 2017.

OVERVIEW OF THE FINANCIAL STATEMENTS

This discussion and analysis serves as an introduction to the District's basic financial statements, which include government-wide financial statements, fund financial statements, and notes to the financial statements. This report also contains required supplementary information, supplementary information, and other information.

Government-wide Financial Statements

The government-wide financial statements are designed to provide the reader with a broad overview of the District's finances. These statements consist of the Statement of Net Position and the Statement of Activities, which are prepared using the flow of economic resources measurement focus and the accrual basis of accounting. The current year's revenues and expenses are taken into account regardless of when cash is received or paid.

The Statement of Net Position presents information on all the District's nonfiduciary assets, deferred outflows, liabilities, and deferred inflows, with the differences between them reported as "net position." Over time, increases or decreases in the District's net position may serve as a useful indicator of whether its financial position is improving or deteriorating.

The Statement of Activities presents information showing how the District's net position changed during the most recent fiscal year. All changes in net position are reported as soon as the underlying event

PONTOTOC CITY SCHOOL DISTRICT
MANAGEMENT'S DISCUSSION AND ANALYSIS
FOR THE YEAR ENDED JUNE 30, 2018

giving rise to the change occurs, regardless of the timing of related cash flows. Thus, revenues and expenses are reported in this statement for some items that will only result in cash flows in future fiscal periods.

The government-wide financial statements outline functions of the District that are principally supported by property taxes and intergovernmental revenues (governmental activities). The governmental activities of the District include instruction, support services, non-instructional, pension expense, OPEB expense, and interest on long-term liabilities.

Fund Financial Statements

A fund is a grouping of related accounts that is used to maintain control over resources that have been segregated for specific activities or objectives. The District uses fund accounting to ensure and demonstrate compliance with finance-related legal requirements. All of the funds of the District can be divided into two categories: governmental funds and fiduciary funds.

Governmental funds – Most of the District's general activities are reported in its governmental funds. Governmental funds are used to account for essentially the same functions reported as governmental activities in the government-wide financial statements. However, governmental funds are accounted for using the modified accrual basis of accounting and the flow of current financial resources measurement focus. The approach focuses on near-term inflows and outflows of spendable resources, as well as balances of spendable resources available at year end. The governmental fund statements provide a detailed view of the District's near-term financing requirements.

Because the focus of governmental funds is narrower than that of the government-wide financial statements, it is useful to compare the information presented for governmental funds with similar information presented for governmental activities in the government-wide financial statements. By doing so, the reader may gain a better understanding of the long-term impact of the District's near-term financing decisions. The governmental funds Balance Sheet is reconciled to the Statement of Net Position, and the governmental funds Statement of Revenues, Expenditures, and Changes in Fund Balances is reconciled to the Statement of Activities to facilitate this comparison between governmental funds and governmental activities.

The District maintains individual governmental funds in accordance with the *Financial Accounting Manual for Mississippi Public School Districts*. Information is presented separately in the governmental funds Balance Sheet and in the governmental funds Statement of Revenues, Expenditures, and Changes in Fund Balances for all major funds. All non-major funds are combined and presented in these reports as other governmental funds.

Fiduciary funds – Fiduciary funds are used to account for resources held for the benefit of parties outside the District. Fiduciary funds are not reflected in the government-wide financial statements because resources of those funds are not available to support the District's own programs. These funds are reported using the accrual basis of accounting. The school district is responsible for ensuring that the assets reported in these funds are used for their intended purpose.

Reconciliation of Government-wide and Fund Financial Statements

The financial statements include two schedules that reconcile the amounts reported on the governmental funds financial statements (modified accrual basis of accounting) with government-wide financial statements (accrual basis of accounting). The following summarizes the major differences between the two statements:

Capital assets used in governmental activities are not reported on governmental funds financial statements.

PONTOTOC CITY SCHOOL DISTRICT
MANAGEMENT'S DISCUSSION AND ANALYSIS
FOR THE YEAR ENDED JUNE 30, 2018

Capital outlay spending results in capital assets on government-wide financial statements, but is reported as expenditures on the governmental funds financial statements.

Bond and note proceeds result in liabilities on government-wide financial statements, but are recorded as other financing sources on the governmental funds financial statements.

A net pension liability and net OPEB liability result in liabilities on the government-wide financial statements but are not reported on governmental funds financial statements.

Certain other outflows represent either increases or decreases in liabilities on the government-wide financial statements, but are reported as expenditures on the governmental funds financial statements.

Notes to the financial statements

The notes provide additional information that is essential to a full understanding of the data provided in the government-wide and fund financial statements. The notes to the financial statements can be found immediately following the basic financial statements.

Required Supplementary Information

In addition to the basic financial statements and accompanying notes, this report also presents budgetary comparison schedules, Schedule of the District's Proportionate Share of the Net Pension Liability, Schedule of District Contributions (PERS), Schedule of the District's Proportionate Share of the Net OPEB Liability, and Schedule of District Contributions (OPEB) as required supplementary information. The District adopts an annual operating budget for all governmental funds. A budgetary comparison schedule has been provided for the General Fund and each additional major special revenue fund as required by the Governmental Accounting Standards Board.

Supplementary Information

Additionally, a Schedule of Expenditures of Federal Awards as required by Title 2 U.S. Code of Federal Regulations Part 200, Uniform Administrative Requirements, Cost Principles, and Audit Requirements for Federal Awards and a Schedule of Instructional, Administrative and Other Expenditures for governmental funds can be found in this report.

Other Information

Although not a required part of the basic financial statements, the Statement of Revenues, Expenditures and Changes in Fund Balances—General Fund, Last Four Years and the Statement of Revenues, Expenditures and Changes in Fund Balances—All Governmental Funds, Last Four Years, is presented for purposes of additional analysis as required by the Mississippi Department of Education.

GOVERNMENT-WIDE FINANCIAL ANALYSIS

Net position

Net position may serve over time as a useful indicator of the District's financial position. Liabilities and deferred inflows of resources exceeded assets and deferred outflows of resources by \$11,117,004 as of June 30, 2018.

The District's financial position is a product of several financial transactions including the net result of activities, the acquisition and payment of debt, the acquisition and disposal of capital assets and the depreciation of capital assets.

PONTOTOC CITY SCHOOL DISTRICT
MANAGEMENT'S DISCUSSION AND ANALYSIS
FOR THE YEAR ENDED JUNE 30, 2018

Table 1 presents a summary of the District's net position at June 30, 2018 and June 30, 2017.

Table 1
Condensed Statement of Net Position

	<u>June 30, 2018</u>	<u>June 30, 2017</u>	<u>Percentage Change</u>
Current assets	\$ 4,713,540	\$ 3,863,961	21.99 %
Restricted assets	1,777,299	1,582,005	12.34 %
Capital assets, net	15,333,723	16,196,467	-5.33 %
Total assets	<u>21,824,562</u>	<u>21,642,433</u>	0.84 %
 Deferred outflows of resources	 <u>3,582,772</u>	 <u>6,850,093</u>	 -47.70 %
 Current liabilities	 374,855	 285,472	 31.31 %
Long-term debt outstanding	3,147,226	3,160,896	-0.43 %
Net OPEB liability	1,873,928	-	N/A %
Net pension liability	30,338,691	32,148,208	-5.63 %
Total liabilities	<u>35,734,700</u>	<u>35,594,576</u>	0.39 %
 Deferred inflows of resources	 <u>789,638</u>	 <u>85,428</u>	 824.33 %
 Net position:			
Net investment in capital assets	12,333,723	13,196,467	-6.54 %
Restricted	4,665,205	3,801,340	22.73 %
Unrestricted	(28,115,932)	(24,185,285)	-16.25 %
Total net position (deficit)	<u>\$ (11,117,004)</u>	<u>\$ (7,187,478)</u>	-54.67 %

Additional information on unrestricted net position:

In connection with the application of standards on accounting and financial reporting for pensions and OPEB, management presents the following additional information:

Total unrestricted net position (deficit)	\$ (28,115,932)
Less unrestricted deficit in net position resulting from recognition of the net pension liability and net OPEB liability including the related deferred outflows and deferred inflows	<u>29,419,485</u>
Unrestricted net position, exclusive of the net pension liability and net OPEB liability effect	<u>\$ 1,303,553</u>

The following are significant current year transactions that have had an impact on the Statement of Net Position.

- Decrease in net capital assets in the amount of \$862,744 due to depreciation expense.
- Implementation of GASB 75 which resulted in the recognition of a net OPEB liability in the amount of \$1,873,928.

PONTOTOC CITY SCHOOL DISTRICT
MANAGEMENT'S DISCUSSION AND ANALYSIS
FOR THE YEAR ENDED JUNE 30, 2018

Changes in net position

The District's total revenues for the fiscal years ended June 30, 2018 and June 30, 2017 were \$19,775,279 and \$19,494,637, respectively. The total cost of all programs and services was \$21,870,625 for 2018 and \$22,158,828 for 2017.

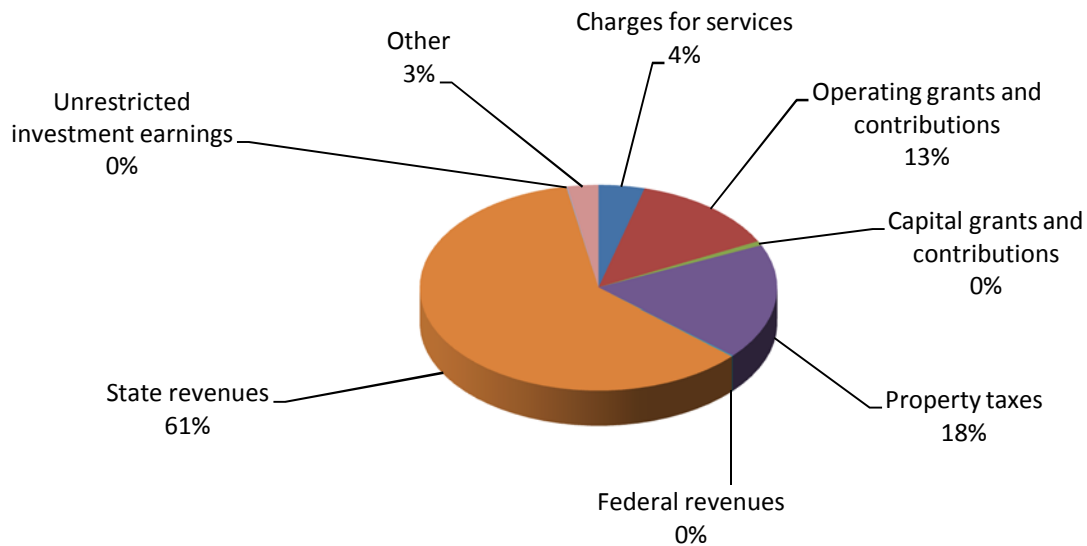
Table 2 presents a summary of the changes in net position for the fiscal years ended June 30, 2018 and June 30, 2017.

Table 2
Changes in Net Position

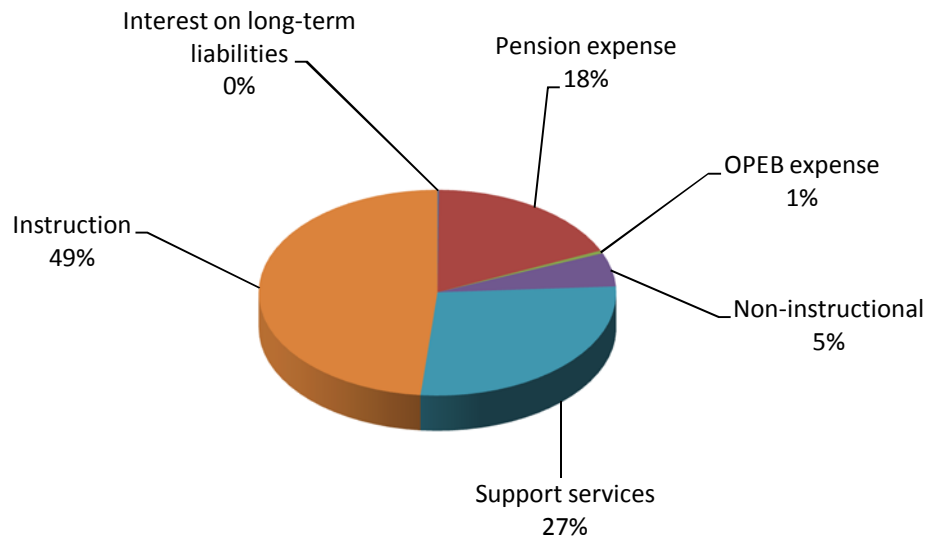
	<u>Year Ended</u> <u>June 30, 2018</u>	<u>Year Ended</u> <u>June 30, 2017</u>	<u>Percentage</u> <u>Change</u>
Revenues:			
Program revenues:			
Charges for services	\$ 821,664	\$ 886,152	(7.28) %
Operating grants and contributions	2,653,771	2,653,372	0.02 %
Capital Grants and Contributions	134,145	62,647	114.13 %
General revenues:			
Property taxes	3,602,893	3,640,985	(1.05) %
Grants and contributions not restricted	11,989,281	11,857,133	1.11 %
Investment earnings	17,788	17,329	2.65 %
Other	555,737	377,019	47.40 %
Total revenues	<u>19,775,279</u>	<u>19,494,637</u>	1.44 %
Expenses:			
Instruction	10,603,035	10,927,967	(2.97) %
Support services	6,000,250	5,876,571	2.10 %
Non-instructional	1,163,563	1,219,885	(4.62) %
Pension expense	3,977,322	4,107,037	(3.16) %
OPEB expense	99,305	-	N/A
Interest on long-term liabilities	27,150	27,368	(0.80) %
Total expenses	<u>21,870,625</u>	<u>22,158,828</u>	(1.30) %
Increase (Decrease) in net position	<u>(2,095,346)</u>	<u>(2,664,191)</u>	21.35 %
Net Position (Deficit), July 1, as previously reported	<u>(7,187,478)</u>	<u>(4,504,769)</u>	(59.55) %
Prior Period Adjustment	<u>(1,834,180)</u>	<u>(18,518)</u>	(9,804.85) %
Net Position (Deficit), July 1, as restated	<u>(9,021,658)</u>	<u>(4,523,287)</u>	(99.45) %
Net Position (Deficit), June 30	<u>\$ (11,117,004)</u>	<u>\$ (7,187,478)</u>	(54.67) %

**PONTOTOC CITY SCHOOL DISTRICT
MANAGEMENT'S DISCUSSION AND ANALYSIS
FOR THE YEAR ENDED JUNE 30, 2018**

**Figure 1
Sources of Revenues for Fiscal Year 2018**



**Figure 2
Expenses for Fiscal Year 2018**



PONTOTOC CITY SCHOOL DISTRICT
MANAGEMENT'S DISCUSSION AND ANALYSIS
FOR THE YEAR ENDED JUNE 30, 2018

Governmental activities

The following table presents the cost of six major District functional activities: instruction, support services, non-instructional, pension expense, OPEB expense and interest on long-term liabilities. The table also shows each functional activity's net cost (total cost less charges for services generated by the activities and intergovernmental aid provided for specific programs). The net cost presents the financial burden that was placed on the State and District's taxpayers by each of these functions.

Table 3
Net Cost of Governmental Activities

	Total Expenses		Percentage
	2018	2017	Change
Instruction	\$ 10,603,035	\$ 10,927,967	(2.97) %
Support services	6,000,250	5,876,571	2.10 %
Non-instructional	1,163,563	1,219,885	(4.62) %
Pension expense	3,977,322	4,107,037	(3.16) %
OPEB expense	99,305	-	N/A %
Interest on long-term liabilities	27,150	27,368	(0.80) %
Total expenses	\$ 21,870,625	\$ 22,158,828	(1.30) %

	Net (Expense) Revenue		Percentage
	2018	2017	Change
Instruction	\$ (9,119,072)	\$ (9,197,175)	(0.85) %
Support services	(5,151,076)	(5,314,829)	3.08 %
Non-instructional	112,880	89,752	25.77 %
Pension expense	(3,977,322)	(4,107,037)	3.16 %
OPEB expense	(99,305)	-	N/A %
Interest on long-term liabilities	(27,150)	(27,368)	0.80 %
Total net (expense) revenue	\$ (18,261,045)	\$ (18,556,657)	1.59 %

- Net cost of governmental activities (\$18,261,045 for 2018 and \$18,556,657 for 2017) was financed by general revenue, which is primarily made up of property taxes (\$3,602,893 for 2018 and \$3,640,985 for 2017) and state and federal revenues (\$11,989,281 for 2018 and \$11,857,133 for 2017).
- Investment earnings amounted to \$17,788 for 2018 and \$17,329 for 2017.

FINANCIAL ANALYSIS OF THE DISTRICT'S FUNDS

As noted earlier, the District uses fund accounting to ensure and demonstrate compliance with finance-related legal requirements.

Governmental funds. The focus of the District's governmental funds is to provide information on current inflows, outflows and balances of spendable resources. Such information is useful in assessing the District's financing requirements. In particular, unassigned fund balance may serve as a useful measure of the District's net resources available for spending at the end of the fiscal year.

PONTOTOC CITY SCHOOL DISTRICT
MANAGEMENT'S DISCUSSION AND ANALYSIS
FOR THE YEAR ENDED JUNE 30, 2018

The financial performance of the District as a whole is reflected in its governmental funds. As the District completed the year, its governmental funds reported a combined fund balance of \$6,135,868, an increase of \$955,490, which includes an increase in inventory of \$6,563. \$1,239,287 or 20.20% of the fund balance is unassigned, which represents the residual classification for the General Fund's fund balance that has not been assigned to other funds and that has not been restricted or assigned to specific purposes within the general fund. The remaining fund balance of \$4,896,581 or 79.80% is either nonspendable, restricted or assigned to indicate that it is not available for spending except only for the purposes to which it is restricted or assigned.

The General Fund is the principal operating fund of the District. The increase in fund balance in the General Fund for the fiscal year was \$91,625. The fund balance of Other Governmental Funds showed a decrease in the amount of \$9,039. The increase (decrease) in the fund balances for the other major funds were as follows:

<u>Major Fund</u>		<u>Increase (Decrease)</u>
School Food Service Fund	\$	(65,353)
Vocational Education Fund		no increase or decrease
Special Capital Projects Fund	\$	735,017
QSCB Debt Retirement Fund	\$	203,240

BUDGETARY HIGHLIGHTS

During the year, the District revised the annual operating budget. Budget revisions were made to address and correct the original budgets to reflect more accurately the sources and uses of funding for the School District.

A schedule showing the original and final budget amounts compared to the District's actual financial activity for the General Fund and major special revenue fund is provided in this report as required supplementary information.

CAPITAL ASSETS AND DEBT ADMINISTRATION

Capital Assets. As of June 30, 2018, the District's total capital assets were \$27,413,755, including land, school buildings, building improvements, improvements other than buildings, buses, other school vehicles, and furniture and equipment. This amount represents a decrease of \$316,507 from 2017. Total accumulated depreciation as of June 30, 2018, was \$12,080,032, and total depreciation expense for the year was \$626,319, resulting in total net capital assets of \$15,333,723.

Table 4
Capital Assets, Net of Accumulated Depreciation

	<u>June 30, 2018</u>	<u>June 30, 2017</u>	<u>Percentage Change</u>
Land	\$ 909,770	\$ 1,080,770	(15.82) %
Construction in progress	-	76,100	(100.00) %
Buildings	12,058,147	12,692,064	(4.99) %
Building improvements	1,421,899	1,416,033	0.41 %
Improvements other than buildings	325,704	342,646	(4.94) %
Mobile equipment	535,602	540,381	(0.88) %
Furniture and equipment	82,601	48,473	70.41 %
Total	\$ 15,333,723	\$ 16,196,467	(5.33) %

PONTOTOC CITY SCHOOL DISTRICT
MANAGEMENT'S DISCUSSION AND ANALYSIS
FOR THE YEAR ENDED JUNE 30, 2018

Additional information on the District's capital assets can be found in Note 5 included in this report.

Debt Administration. At June 30, 2018, the District had \$3,147,226 in outstanding long-term debt, of which \$0 is due within one year. The liability for compensated absences decreased \$13,670 from the prior year.

Table 5
Outstanding Long-Term Debt

	<u>June 30, 2018</u>	<u>June 30, 2017</u>	<u>Percentage Change</u>
Qualified school construction bonds payable	\$ 3,000,000	\$ 3,000,000	0.00 %
Compensated absences payable	147,226	160,896	(8.50) %
Total	<u>\$ 3,147,226</u>	<u>\$ 3,160,896</u>	<u>(0.43) %</u>

Additional information on the District's long-term debt can be found in Note 6 included in this report.

CURRENT ISSUES

The Pontotoc City School District is financially stable. The District is proud of its community support of the public schools.

The District has committed itself to financial excellence for many years. The District's system of financial planning, budgeting and an internal financial control is well regarded. The District plans to continue its sound fiscal management to meet the challenges of the future.

The District actively pursues grant funding to supplement the local, state and federal revenues.

CONTACTING THE DISTRICT'S FINANCIAL MANAGEMENT

If you have any questions about this report or need additional financial information, contact the Superintendent's Office of the Pontotoc City School District, 140 Education Drive, Pontotoc, MS 38863.

FINANCIAL STATEMENTS

PONTOTOC CITY SCHOOL DISTRICT

**Statement of Net Position
June 30, 2018**

Exhibit A

	Governmental Activities
Assets	
Cash and cash equivalents	\$ 4,313,336
Due from other governments	334,762
Other receivables, net	2
Inventories	40,893
Prepaid items	24,547
Restricted assets	1,777,299
Capital assets, non-depreciable:	
Land	909,770
Capital assets, net of accumulated depreciation:	
Buildings	12,058,147
Building improvements	1,421,899
Improvements other than buildings	325,704
Mobile equipment	535,602
Furniture and equipment	82,601
Total Assets	<u>21,824,562</u>
Deferred Outflows of Resources	
Deferred outflows - pensions	3,467,021
Deferred outflows - OPEB	115,751
Total deferred inflows of resources	<u>3,582,772</u>
Liabilities	
Accounts payable and accrued liabilities	337,225
Unearned revenue	17,746
Interest payable on long-term liabilities	19,884
Long-term liabilities, due within one year:	
OPEB liability	76,343
Long-term liabilities, due beyond one year:	
Capital related liabilities	3,000,000
Non-capital related liabilities	147,226
OPEB liability	1,797,585
Net pension liability	30,338,691
Total Liabilities	<u>35,734,700</u>
Deferred Inflows of Resources	
Deferred inflows - pensions	694,218
Deferred inflows - OPEB	95,420
Total deferred inflows of resources	<u>789,638</u>
Net Position	
Net investment in capital assets	12,333,723
Restricted for:	
Expendable:	
School-based activities	542,559
Debt service	1,763,180
Capital improvements	2,315,820
Unemployment benefits	43,646
Unrestricted	(28,115,932)
Total Net Position (Deficit)	<u>\$ (11,117,004)</u>

The notes to the financial statements are an integral part of this statement.

PONTOTOC CITY SCHOOL DISTRICT

Statement of Activities

Exhibit B

For the Year Ended June 30, 2018

					Net (Expense) Revenue and Changes in Net Position
		Program Revenues			
Functions/Programs	Expenses	Charges for Services	Operating Grants and Contributions	Capital Grants and Contributions	Governmental Activities
Governmental Activities:					
Instruction	\$ 10,603,035	\$ 515,600	\$ 968,363	\$ -	\$ (9,119,072)
Support services	6,000,250	55,690	723,900	69,584	(5,151,076)
Non-instructional	1,163,563	250,374	961,508	64,561	112,880
Pension expense	3,977,322	-	-	-	(3,977,322)
OPEB expense	99,305	-	-	-	(99,305)
Interest on long-term liabilities	27,150	-	-	-	(27,150)
Total Governmental Activities	\$ 21,870,625	\$ 821,664	\$ 2,653,771	\$ 134,145	\$ (18,261,045)
General Revenues:					
Taxes:					
General purpose levies					3,429,296
Debt purpose levies					173,597
Unrestricted grants and contributions:					
State					11,958,370
Federal					30,911
Unrestricted investment earnings					17,788
Other					555,737
Total General Revenues					16,165,699
Change in Net Position					(2,095,346)
Net Position (Deficit) - Beginning, as previously reported					(7,187,478)
Prior Period Adjustments					(1,834,180)
Net Position (Deficit) - Beginning, as restated					(9,021,658)
Net Position (Deficit) - Ending					\$ (11,117,004)

The notes to the financial statements are an integral part of this statement.

PONTOTOC CITY SCHOOL DISTRICT

Governmental Funds										Exhibit C	
Balance Sheet											

Assets											
Cash and cash equivalents	\$ 1,227,587	\$ 480,390	\$ 110,600	\$ 2,315,820	\$ -	\$ 456,022	\$ 4,590,419				
Cash with fiscal agents	-	-	-	-	55	-	55				
Investments	-	-	-	-	1,500,161	-	1,500,161				
Due from other governments	232,960	7,352	-	-	-	94,450	334,762				
Due from other funds	155,400	3,481	-	-	-	-	158,881				
Inventories	-	40,893	-	-	-	-	40,893				
Prepaid items	24,547	-	-	-	-	-	24,547				
Total assets	1,640,494	532,116	110,600	2,315,820	1,500,216	550,472	6,649,718				

Liabilities and Fund Balances

Liabilities:											
Accounts payable and accrued liabilities	\$ 188,215	\$ 1,765	\$ 110,600	\$ -	\$ -	\$ 36,645	\$ 337,225				
Due to other funds	1,500	97,432	-	-	-	59,947	158,879				
Unavailable revenue - See Note 16	-	7,806	-	-	-	9,940	17,746				
Total Liabilities	189,715	107,003	110,600	-	-	106,532	513,850				

Fund Balances:

Nonspendable:											
Inventory	-	40,893	-	-	-	-	40,893				
Prepaid items	24,547	-	-	-	-	-	24,547				
Restricted:											
Debt service	-	-	-	-	1,500,216	282,848	1,783,064				
Capital projects	-	-	-	2,315,820	-	-	2,315,820				
Grant activities	-	-	-	-	-	117,446	117,446				
Unemployment benefits	-	-	-	-	-	43,646	43,646				
Food services	-	384,220	-	-	-	-	384,220				
Assigned:											
Activity funds	186,945	-	-	-	-	-	186,945				
Unassigned											
Total Fund Balances	1,450,779	425,113	-	2,315,820	1,500,216	443,940	6,135,868				
Total Liabilities and Fund Balances	\$ 1,640,494	\$ 532,116	\$ 110,600	\$ 2,315,820	\$ 1,500,216	\$ 550,472	\$ 6,649,718				

The notes to the financial statements are an integral part of this statement

PONTOTOC CITY SCHOOL DISTRICT

Governmental Funds

**Reconciliation of the Governmental Funds Balance Sheet to the Statement of Net Position
June 30, 2018**

Exhibit C-1

Total fund balances for governmental funds \$ 6,135,868

Amounts reported for governmental activities in the statement of net position are different because:

1. Capital assets used in governmental activities are not financial resources and therefore are not reported in the funds:

Land	\$ 909,770	
Buildings	19,629,432	
Building improvements	3,356,344	
Improvements other than buildings	635,012	
Mobile equipment	2,275,241	
Furniture and equipment	607,956	
Accumulated depreciation	<u>(12,080,032)</u>	15,333,723

2. Some of the district's revenues will be collected after year-end but are not available soon enough to pay for the current period's expenditures and therefore are deferred in the funds.

3. Some liabilities, including net position obligations, are not due and payable in the current period and, therefore, are not reported in the funds:

Net pension liability (30,338,691)

Deferred outflows and inflows of resources related to pensions are applicable to future periods and, therefore, are not reported in the funds:

Deferred outflows of resources related to pensions	3,467,021	
Deferred inflows of resources related to pensions	<u>(694,218)</u>	(27,565,888)

4. Some liabilities, including net OPEB obligations, are not due and payable in the current period and, therefore, are not reported in the funds:

Net OPEB liability (1,873,928)

Deferred outflows and inflows of resources related to OPEB are applicable to future periods and, therefore, are not reported in the funds:

Deferred outflows of resources related to OPEB	115,751	
Deferred inflows of resources related to OPEB	<u>(95,420)</u>	(1,853,597)

5. Long-term liabilities and related accrued interest are not due and payable in the current period and therefore are not reported in the funds:

Qualified school construction bonds	(3,000,000)	
Compensated absences	(147,226)	
Accrued interest payable	<u>(19,884)</u>	(3,167,110)

Net Position of governmental activities

\$ (11,117,004)

The notes to the financial statements are an integral part of this statement

PONTOTOC CITY SCHOOL DISTRICT

Governmental Funds

Statement of Revenues, Expenditures and Changes in Fund Balances
For the Year Ended June 30, 2018

Exhibit D

	Major Funds							Total	
	General Fund	School Food Service Fund	Vocational Education Fund	Capital Projects Fund	Special Fund	QSCB Retirement Fund	Debt Fund	Other Governmental Funds	Governmental Funds
Revenues:									
Local sources	\$ 4,100,700	\$ 308,663	\$ -	\$ -	\$ 127,557	\$ 55	\$ 55	\$ 297,959	\$ 4,834,934
State sources	12,100,540	29,475	171,361	-	-	-	-	237,818	12,539,194
Federal sources	31,527	1,036,650	-	-	-	-	-	1,169,826	2,238,003
Total Revenues	16,232,767	1,374,788	171,361	127,557	127,557	55	55	1,705,603	19,612,131
Expenditures:									
Instruction	10,602,287	-	312,169	-	-	-	-	800,707	11,715,163
Support services	5,462,768	64,402	-	-	-	-	-	624,459	6,151,629
Noninstructional services	-	1,285,404	-	-	-	-	-	9,132	1,294,536
Facilities acquisition and construction	64,020	-	-	-	-	-	-	57,241	121,261
Debt service:									
Interest	-	-	-	-	-	25,200	-	-	25,200
Other	-	-	-	-	-	1,950	-	-	1,950
Total Expenditures	16,129,075	1,349,806	312,169	-	-	27,150	27,150	1,491,539	19,309,739
Excess (Deficiency) of Revenues over (under) Expenditures	103,692	24,982	(140,808)	127,557	(27,095)	214,064	302,392		
Other Financing Sources (Uses):									
Insurance recovery	20,249	-	-	-	-	-	-	-	20,249
Payment held by QSCB escrow agent	-	-	-	-	-	244,150	-	-	244,150
Payment to QSCB escrow agent	-	-	-	-	-	-	-	(244,150)	(244,150)
Sale of land	-	-	-	-	640,101	-	-	-	640,101
Operating transfers in	124,432	534	140,808	-	-	-	-	21,581	287,355
Operating transfers out	(156,748)	(97,432)	-	-	(32,641)	-	-	(534)	(287,355)
Other financing uses	-	-	-	-	-	(13,815)	-	-	(13,815)
Total Other Financing Sources (Uses)	(12,067)	(96,898)	140,808	607,460	230,335	(223,103)	646,535		
Net Change in Fund Balances	91,625	(71,916)	-	735,017	203,240	(9,039)	948,927		
Fund Balances:									
July 1, 2017	1,359,154	490,466	-	1,580,803	1,296,976	452,979	5,180,378		
Increase (Decrease) in inventory	-	6,563	-	-	-	-	6,563		
June 30, 2018	\$ 1,450,779	\$ 425,113	\$ -	\$ 2,315,820	\$ 1,500,216	\$ 443,940	\$ 6,135,868		

The notes to the financial statements are an integral part of this statement.

PONTOTOC CITY SCHOOL DISTRICT

Governmental Funds

**Reconciliation of the Governmental Funds Statement of Revenues,
Expenditures and Changes in Fund Balances to the Statement of Activities
For the Year Ended June 30, 2018**

Exhibit D-1

Net change in fund balances - total governmental funds \$ 948,927

Amounts reported for governmental activities in the statement of activities are different because:

1. Governmental funds report capital outlay as expenditures. However, in the statement of activities, the cost of capital assets is allocated over their estimated useful lives as depreciation expense. In the current period, these amounts are:

Capital outlay	\$ 260,778	
Depreciation expense	<u>(626,319)</u>	(365,541)

2. In the statement of activities, only the gain/loss on the sale of assets is reported, while in the governmental funds, the proceeds from the sale increases financial resources. Thus, the change in net position differs from the change in fund balance by the cost of the assets sold. (497,203)

3. Some items relating to pensions and reported in the statement of activities do not provide or require the use of current financial resources and therefore are not reported as revenues/expenditures in the governmental funds. These activities include:

Pension expense	(3,977,322)	
Contributions subsequent to the measurement date	<u>1,794,977</u>	(2,182,345)

4. Some items relating to OPEB and reported in the statement of activities do not provide or require the use of current financial resources and therefore are not reported as revenues/expenditures in the governmental funds. These activities include:

OPEB expense	(99,305)	
Contributions subsequent to the measurement date	<u>79,888</u>	(19,417)

5. Some items reported in the statement of activities do not provide or require the use of current financial resources and therefore are not reported as revenues/expenditures in governmental funds. These activities include:

Change in compensated absences	13,670	
Change in inventory	<u>6,563</u>	20,233

Change in Net Position of governmental activities	<u>\$</u>	<u>(2,095,346)</u>
--	-----------	--------------------

The notes to the financial statements are an integral part of this statement.

PONTOTOC CITY SCHOOL DISTRICT

Fiduciary Funds

Statement of Fiduciary Assets and Liabilities
June 30, 2018

Exhibit E

	Agency Funds
Assets	
Cash and cash equivalents	\$ 1,001,964
Total Assets	<u>\$ 1,001,964</u>
Liabilities	
Accounts payable and accrued liabilities	\$ 986,787
Due to other funds	2
Due to student clubs	15,175
Total Liabilities	<u>\$ 1,001,964</u>

The notes to the financial statements are an integral part of this statement.

Pontotoc City School District

Notes to the Financial Statements
For the Year Ended June 30, 2018

PONTOTOC CITY SCHOOL DISTRICT

Notes to the Financial Statements For Year Ended June 30, 2018

Note 1 – Summary of Significant Accounting Policies

The accompanying financial statements of the school district have been prepared in conformity with generally accepted accounting principles (GAAP) as prescribed by the Governmental Accounting Standards Board (GASB). GASB is the accepted standard-setting body for governmental accounting and financial reporting principles. The most significant of the school district's accounting policies are described below.

A. Financial Reporting Entity

As defined by accounting principles generally accepted in the United States of America, the school district is considered an "other stand-alone government." The school district is a related organization of, but not a component unit of, the city of Pontotoc since the governing authority of the city selects a majority of the school district's board but does not have financial accountability for the school district.

For financial reporting purposes, Pontotoc City School District has included all funds and organizations. The District has also considered all potential component units for which it is financially accountable and other organizations for which the nature and significance of their relationship with the District are such that exclusion would cause the District's financial statements to be misleading or incomplete. The Governmental Accounting Standards Board has set forth criteria to be considered in determining financial accountability. These criteria include appointing a voting majority of an organization's governing body and (1) the ability of the District to impose its will on that organization or (2) the potential for the organization to provide specific benefits to or impose specific financial burdens on the District.

B. Government-wide and Fund Financial Statements

Government-wide Financial Statements – The Statement of Net Position and the Statement of Activities report information on all of the non-fiduciary activities of the District. For the most part, the effect of inter-fund activity has been removed from these statements. Governmental activities, which normally are supported by tax and intergovernmental revenues, are reported separately from business type activities, which rely to a significant extent on fees and charges for support.

The Statement of Net Position presents the District's non-fiduciary assets, deferred outflows, liabilities, and deferred inflows with the difference reported as net position. Net position is reported in three categories:

1. Net investment in capital assets consists of capital assets, net of accumulated depreciation, and reduced by outstanding balances of bonds, notes and other debt attributable to the acquisition, construction or improvement of those assets.
2. Restricted net position results when constraints placed on net position use are either externally imposed or imposed by law through constitutional provisions or enabling legislation.
3. Unrestricted net position consists of net position not meeting the definition of the two preceding categories. Unrestricted net position often has constraints on resources imposed by management which can be removed or modified.

The Statement of Activities demonstrates the degree to which the direct expenses of a given function, or segment, are offset by program revenues. Direct expenses are those clearly identifiable with a specific function. Program revenues include 1) charges to customers or applicants who purchase, use, or directly benefit from goods, services, or privileges provided by a given function and 2) grants, contributions and interest restricted to meeting the operational or

PONTOTOC CITY SCHOOL DISTRICT

Notes to the Financial Statements For Year Ended June 30, 2018

capital requirements of a particular function. Property taxes and other items not included among program revenues are reported instead as general revenues.

Fund Financial Statements - Separate financial statements are provided for governmental and fiduciary funds, even though the latter are excluded from the government-wide financial statements. Major individual governmental funds are reported in separate columns in the fund financial statements. All remaining governmental funds are aggregated and reported as other governmental funds.

The school district reports the following major governmental funds:

General Fund - This is the school district's primary operating fund. The general fund is used to account for and report all financial resources not accounted for and reported in another fund.

School Food Service Fund - This fund is used to account for the revenues and expenditures of the School Food Service and Child Nutrition program.

Vocational Education Fund - This fund is used to account for the state revenues and expenditures of the Vocational Education program.

Special Capital Projects Fund - This fund is used to account for the financial resources for acquisition or construction of major capital facilities.

QSCB Debt Retirement Fund - This fund is used to account for the investment and payment to escrow accounts held for the principal repayment of the QSCB bonds.

All other governmental funds not meeting the criteria established for major funds are presented in the other governmental column of the fund financial statements.

The District's fiduciary funds include the following:

Activity-Agency Fund - This fund is used to account for revenues and expenditures of various student clubs in the district.

Accounts Payable Clearing Fund - This fund is used to account for the district's claims payable and the payment of those claims.

Payroll Clearing Fund - This fund is used to account for salaries and related salaries expenditures payable and the payment of those payables.

Additionally, the school district reports the following fund types:

GOVERNMENTAL FUNDS

Special Revenue Funds - Special Revenue Funds are used to account for and report the proceeds of specific revenue sources that are restricted or committed to expenditure for specified purposes other than debt service or capital projects.

Capital Projects Funds - Capital Projects Funds are used to account for and report financial resources that are restricted, committed, or assigned to expenditure for capital outlays, including the acquisition or construction of capital facilities and other capital assets.

Debt Service Funds - Debt Service Funds are used to account for and report financial resources that are restricted, committed, or assigned to expenditure for principal and interest.

PONTOTOC CITY SCHOOL DISTRICT

Notes to the Financial Statements For Year Ended June 30, 2018

FIDUCIARY FUNDS

Agency Funds - Agency Funds are used to report resources held by the district in a purely custodial capacity (assets equal liabilities) and do not involve measurement of results of operations.

C. Measurement Focus, Basis of Accounting, and Financial Statement Presentation

In the government-wide Statement of Net Position and Statement of Activities, governmental activities are presented using the economic resources measurement focus and the accrual basis of accounting, as are the Fiduciary Fund financial statements. Revenues are recorded when earned, and expenses are recorded when a liability is incurred or economic asset used, regardless of the timing of the related cash flows. Grants and similar items are recognized as revenue as soon as all eligibility requirements imposed by the provider have been met.

Governmental fund financial statements are reported using the current financial resources measurement focus and the modified accrual basis of accounting. Revenues are recognized as soon as they are both measurable and available. Measurable means knowing or being able to reasonably estimate the amount. Revenues are considered to be available when they are collectible within the current period or soon enough thereafter to pay liabilities of the current period. For this purpose, the government considers revenues to be available if they are collected within 60 days after year end. Expenditures (including capital outlay) are recorded when the related fund liability is incurred, as under accrual accounting. However, debt service expenditures, as well as expenditures related to compensated absences and judgments, are recorded only when payment is due.

Federal grants and assistance awards made on the basis of entitlement periods are recorded as receivables and revenues when entitlement occurs. Federal reimbursement type grants are recorded as revenues when the related expenditures are recognized. Use of grant resources is conditioned upon compliance with terms of the grant agreements and applicable federal regulations, which include subjecting grants to financial and compliance audits.

Property taxes, intergovernmental revenues (shared revenues, grants and reimbursements from other governments) and interest associated with the current fiscal period are all considered to be susceptible to accrual.

Ad valorem property taxes are levied by the governing authority of the city on behalf of the school district based upon an order adopted by the school board of the school district requesting an ad valorem tax effort in dollars. Since the taxes are not levied and collected by the school district, the revenues to be generated by the annual levies are not recognized until the taxes are actually collected by the tax levying authority.

Capital asset acquisitions are reported as expenditures in governmental funds. Proceeds of general long-term debt and acquisitions under capital leases are reported as other financing sources.

Under the terms of grant agreements, the District funds certain programs by a combination of specific cost-reimbursement grants and general revenues. Thus, when program expenses are incurred, there is both restricted and unrestricted net position available to finance the program. It is the District's policy to first apply cost-reimbursement grant resources to such programs and then general revenues.

The effect of inter-fund activity has been eliminated from the government-wide statements.

Revenues from the Mississippi Adequate Education Program are appropriated on a fiscal year basis and are recorded at the time the revenues are received from the State of Mississippi.

PONTOTOC CITY SCHOOL DISTRICT

Notes to the Financial Statements For Year Ended June 30, 2018

The account classifications used in the financial statements conform to the broad classifications recommended in *Governmental Accounting, Auditing, and Financial Reporting*, issued in 2012 by the Government Finance Officers Association and are consistent with the broad classifications recommended in *Financial Accounting for Local and State School Systems, 2014*, issued by the U.S. Department of Education.

D. Encumbrances

An encumbrance system is not maintained to account for commitments resulting from approved purchase orders, work orders and contracts.

E. Assets, liabilities, deferred outflows/inflows, and net position/fund balances

1. Cash, Cash equivalents and Investments

Cash and cash equivalents

The district's cash and cash equivalents are considered to be cash on hand, demand deposits, and short-term investments with original maturities of three months or less from the date of acquisition. The school district deposits excess funds in the financial institutions selected by the school board. State statutes specify how these depositories are to be selected.

Investments

The school district can invest its excess funds, as permitted by Section 29-3-113, Miss. Code Ann. (1972), in interest-bearing deposits or other obligations of the types described in Section 27-105-33, Miss. Code Ann. (1972), or in any other type investment in which any other agency, instrumentality or subdivision of the State of Mississippi may invest, except that 100% of said funds are authorized to be so invested.

For accounting purposes, certificates of deposit are classified as investments if they have an original maturity greater than three months when acquired.

Investments for the district are reported at fair market value.

2. Receivables and payables

Activities between funds that are representative of lending/borrowing arrangements outstanding at the end of the fiscal year are referred to as either "due to/from other funds" (i.e., the current portion of inter-fund loans) or "advances to/from other funds" (i.e. the non-current portion of inter-fund loans). All other outstanding balances between funds are reported as "due to/from other funds."

Advances between funds, as reported in the fund financial statements, are offset by a fund balance reserve account in applicable governmental funds to indicate that they are not available for appropriation and are not expendable available financial resources.

3. Due from Other Governments

Due from other governments represents amounts due from the State of Mississippi and various grants and reimbursements from other governments.

4. Inventories and Prepaid Items

Donated commodities are received from the USDA and are valued at USDA cost. Other inventories are valued at cost (calculated on the first-in, first-out basis). The costs of

PONTOTOC CITY SCHOOL DISTRICT

Notes to the Financial Statements For Year Ended June 30, 2018

governmental fund type inventories are reported as expenditures when purchased.

Prepaid items, such as prepaid insurance, are not reported for governmental fund types since the costs of such items are accounted for as expenditures in the period of acquisition.

5. Restricted Assets

Certain resources set aside for repayment of debt are classified as restricted assets on the Statement of Net Position because their use is limited by applicable debt statutes, e.g. Qualified School Construction Bond sinking funds.

6. Capital Assets

Capital assets include land, improvements to land, easements, water rights, timber rights, buildings, building improvements, vehicles, machinery, equipment, works of art and historical treasures, infrastructure, and all other tangible or intangible assets that are used in operations and that have initial useful lives extending beyond a single reporting period. Capital assets are reported in the applicable governmental or business type activities columns in the government-wide Statement of Net Position. Capital assets are recorded at historical cost or estimated historical cost based on appraisals or deflated current replacement cost. Donated capital assets are recorded at estimated fair market value at the date of donation. The costs of normal maintenance and repair that do not add to the value of the asset or materially extend asset lives are not capitalized. Capital assets are defined by the District as assets with an initial, individual cost in excess of the thresholds in the table below.

Capital acquisition and construction are reflected as expenditures in the Governmental Fund statements and the related assets are reported as capital assets in the governmental activities column in the government-wide financial statements.

Depreciation is calculated on the straight-line basis for all assets, except land.

The following schedule details the capitalization thresholds:

	Capitalization Policy	Estimated Useful Life
Land	\$ 0	0
Buildings	50,000	40 years
Building improvements	25,000	20 years
Improvements other than buildings	25,000	20 years
Mobile equipment	5,000	5-10 years
Furniture and equipment	5,000	3-7 years
Leased property under capital leases	*	*

(*) The threshold amount will correspond with the amounts for the asset classifications, as listed. See Note 5 for details.

7. Deferred outflows/inflows of resources

In addition to assets, the statement of financial position will sometimes report a separate section for deferred outflows of resources. This separate financial statement element, deferred outflows of resources, represents a consumption of net position that applies to future period(s) and so will not be recognized as an outflow of resources (expense/expenditure) until then. The district reports \$3,467,021 of deferred outflows related to its pension plan and \$115,751 related to its OPEB plan.

PONTOTOC CITY SCHOOL DISTRICT

Notes to the Financial Statements For Year Ended June 30, 2018

In addition to liabilities, the statement of financial position will sometimes report a separate section for deferred inflows of resources. This separate financial statement element, deferred inflows of resources, represents an acquisition of net position that applies to a future period(s) and so will not be recognized as an inflow of resources (revenue) until that time. The district reports \$694,218 of deferred inflows related to its pension plan and \$95,420 related to its OPEB plan.

See Note 15 for further details.

8. Compensated Absences

Employees of the school district accumulate sick leave at a minimum amount as required by state law. A greater amount may be provided by school district policy provided that it does not exceed the provisions for leave as provided in Sections 25-3-93 and 25-3-95. Some employees are allowed personal leave and/or vacation leave in accordance with school district policy. The district pays for unused leave for employees as required by Section 37-7-307(5), Miss. Code Ann. (1972).

The liability for these compensated absences is recorded as a long-term liability in the government-wide statements. The current portion of this liability is estimated based on historical trends. In the fund financial statements, governmental funds report the liability for compensated absences from expendable available financial resources only if the payable has matured, for example, an employee retires.

9. Long-term Liabilities and Bond Discounts/Premiums

In the government-wide financial statements, outstanding debt is reported as liabilities. Bond discounts or premiums and the difference between reacquisition price and the net carrying value of refunded debt are capitalized and amortized over the terms of the respective bonds using a method that approximates the effective interest method.

The governmental fund financial statements recognize the proceeds of debt and premiums as other financing sources of the current period. Issuance costs are reported as expenditures. See Note 6 for details.

10. Pensions

For purposes of measuring the net pension liability, deferred outflows of resources and deferred inflows of resources related to pensions, and pension expense, information about the fiduciary net position of the Public Employees' Retirement System (PERS) and additions to/deductions from PERS' fiduciary net position have been determined on the same basis as they are reported by PERS. For this purpose, the benefit payments (including refunds of employee contributions) are recognized when due and payable in accordance with the benefit terms. Investments are reported at fair value.

11. Postemployment Benefits Other than Pensions (OPEB)

For purposes of measuring the net OPEB liability, deferred outflows of resources and deferred inflows of resources related to OPEB, and OPEB expense, information about the fiduciary net position of the State and School Employees' Life and Health Plan (OPEB Plan) and additions to/deductions from the OPEB Plan's fiduciary net position have been determined on the same basis as they are reported by the OPEB Plan. Fiduciary net position was zero as of the measurement date of June 30, 2017. For this purpose, the OPEB Plan recognizes benefit payments when due and payable in accordance with the benefit terms.

PONTOTOC CITY SCHOOL DISTRICT

Notes to the Financial Statements For Year Ended June 30, 2018

12. Fund Balances

Fund balance for governmental funds is reported in classifications that comprise a hierarchy based primarily on the extent to which the government is bound to honor constraints on the specific purposes for which amounts in those funds can be spent.

Governmental fund balance is classified as nonspendable, restricted, committed, assigned or unassigned. Following are descriptions of fund classifications used by the district:

Nonspendable fund balance includes items that cannot be spent. This includes activity that is not in a spendable form (inventories, prepaid amounts, long-term portion of loans/notes receivable, or property held for resale unless the proceeds are restricted, committed, or assigned) and activity that is legally or contractually required to remain intact, such as a principal balance in a permanent fund.

Restricted fund balance includes amounts that have constraints placed upon the use of the resources either by an external party or imposed by law through a constitutional provision or enabling legislation.

Committed fund balance includes amounts that can be used only for the specific purposes pursuant to constraints imposed by a formal action of the School Board, the District's highest level of decision-making authority. This formal action is a resolution approved by the School Board. Currently there is no committed fund balance for this school district.

Assigned fund balance includes amounts that are constrained by the District's intent to be used for a specific purpose, but are neither restricted nor committed. For governmental funds, other than the general fund, this is the residual amount within the fund that is not restricted or committed. Assignments of fund balance are created by the Superintendent and the Business Manager pursuant to authorization established by the District's approved fund balance policy.

Unassigned fund balance is the residual classification for the general fund. This classification represents fund balance that has not been assigned to other funds and that has not been restricted, committed, or assigned to specific purposes within the general fund. The general fund should be the only fund that reports a positive unassigned fund balance amount. In other governmental funds, it may be necessary to report a negative unassigned fund balance.

When an expenditure/expense is incurred for purposes for which both restricted and unrestricted (committed, assigned, or unassigned) resources are available, it is the District's general policy to use restricted resources first. When expenditures/expenses are incurred for purposes for which unrestricted (committed, assigned, and unassigned) resources are available, and amounts in any of these unrestricted classifications could be used, it is the District's general policy to spend committed resources first, followed by assigned amounts, and then unassigned amounts.

It is the goal of the District to achieve and maintain an unassigned fund balance in the general fund at fiscal year end of not less than 7% of District Maintenance Fund revenues. If the unassigned fund balance at fiscal year end falls below the goal, the District shall develop a restoration plan to achieve and maintain the minimum fund balance.

13. New Pronouncements

In June 2017, the GASB issued GASB Statement No. 75 *Accounting and Financial Reporting for Postemployment Benefits Other Than Pensions*. This statement establishes standards for recognizing and measuring liabilities, deferred outflows of resources, deferred inflows of resources, and expenditures. For defined benefit OPEB, this Statement

PONTOTOC CITY SCHOOL DISTRICT

Notes to the Financial Statements For Year Ended June 30, 2018

identifies the methods and assumptions that are required to be used to project benefit payments, discount projected benefit payments to their actuarial present value, and attribute that present value to periods of employee service. Note disclosure and required supplementary information requirements about defined benefit OPEB also are addressed.

F. Use of Estimates

The preparation of financial statements in conformity with accounting principles generally accepted in the United States of America requires management to make estimates and assumptions that affect the reported amounts of assets and liabilities at the date of the financial statements and the reported amounts of revenues and expenses during the reporting period. Actual results could differ from the estimates.

Note 2 – Cash and Cash Equivalents, Cash with Fiscal Agents, and Investments

The district follows the practice of aggregating the cash assets of various funds to maximize cash management efficiency and returns. Restrictions on deposits and investments are imposed by statutes as follows:

Deposits. The school board must advertise and accept bids for depositories no less than once every three years as required by Section 37-7-333, Miss. Code Ann. (1972). The collateral pledged for the school district's deposits in financial institutions is held in the name of the State Treasurer under a program established by the Mississippi State Legislature and is governed by Section 27-105-5, Miss. Code Ann. (1972). Under this program, the entity's funds are protected through a collateral pool administered by the State Treasurer. Financial institutions holding deposits of public funds must pledge securities as collateral against those deposits. In the event of failure of a financial institution, securities pledged by that institution would be liquidated by the State Treasurer to replace the public deposits not covered by the Federal Deposit Insurance Corporation.

Investments. Section 29-3-113 and 37-59-43, Miss. Code Ann. (1972), authorizes the school board to invest excess funds in the types of investments authorized by Section 27-105-33(d) and (e), Miss. Code Ann. (1972). This section permits the following types of investments: (a) certificates of deposit or interest bearing accounts with qualified state depositories; (b) direct United States Treasury obligations; (c) United States Government agency, United States Government instrumentality or United States Government sponsored enterprise obligations, not to exceed fifty percent of all monies invested with maturities of thirty days or longer; (d) direct security repurchase agreements and reverse direct security repurchase agreements of any federal book entry of only those securities enumerated in (b) and (c) above; (e) direct obligations issued by the United States of America that are deemed to include securities of, or other interests in, any open-end or closed-end management type investment company or investment trust approved by the State Treasurer and the Executive Director of the Department of Finance and Administration, not to exceed twenty percent of invested excess funds. Investment income on bond funds (Capital Projects), bond sinking funds (Debt Service Funds) and sixteenth section principal funds (Permanent Funds) must be credited to those funds. Investment income of \$100 or more of any fund must be credited to that fund. Investment income of less than \$100 can be credited to the General Fund.

Cash and Cash Equivalents

The carrying amount of the school district's deposits with financial institutions reported in the governmental funds and fiduciary funds was \$4,590,419 and \$1,001,964, respectively.

Custodial Credit Risk - Deposits. Custodial credit risk is defined as the risk that, in the event of the failure of a financial institution, the district will not be able to recover deposits or collateral securities that are in the possession of an outside party. The district does not have a deposit policy for custodial credit risk. In the event of failure of a financial institution, securities pledged by that institution would be liquidated by the State Treasurer to replace the public deposits not covered by the Federal Deposit Insurance Corporation. Deposits above FDIC coverage are collateralized by the pledging financial institution's trust department or agent in the name of the Mississippi State Treasurer on behalf of the district. As of June

PONTOTOC CITY SCHOOL DISTRICT

Notes to the Financial Statements For Year Ended June 30, 2018

30, 2018, none of the district's bank balance of \$5,693,602 was exposed to custodial credit risk.

Cash with Fiscal Agents

The carrying amount of school district's cash with fiscal agents held by financial institutions was \$55.

Investments

As of June 30, 2018, the district had the following investments.

Investment Type	Rating	Maturities (in years)	Fair Value
Performance U.S. Treasury Fund	Not Rated	Less than 1	\$ <u>1,500,161</u>

Investments are presented as Restricted Assets in the Statement of Net Position. See Note 4 for additional information.

The district categorizes its fair value measurements within the fair value hierarchy established by generally accepted accounting principles. The hierarchy is based on the valuation inputs used to measure the fair value of the asset. Level 1 inputs are quoted prices in active markets for identical assets; Level 2 inputs are significant other observable inputs; Level 3 inputs are significant unobservable inputs.

The district has the following recurring fair value measurements as of June 30, 2018:

- Level 1 type of investments of \$1,500,161 are valued using quoted market prices (Level 1 inputs)

Interest Rate Risk. The district does not have a formal investment policy that limits investment maturities as a means of managing its exposure to fair value losses arising from increasing interest rates.

Credit Risk. State law limits investments to those prescribed in Sections 27-105-33(d) and 27-105-33(e), Miss. Code Ann. (1972). The district does not have a formal investment policy that would further limit its investment choices or one that addresses credit risk.

Custodial Credit Risk - Investments. Custodial credit risk is defined as the risk that, in the event of the failure of the counterparty, the district will not be able to recover the value of its investments or collateral securities that are in the possession of an outside party. The district does not have a formal investment policy that addresses custodial credit risk.

Concentration of Credit Risk. Disclosure of investments by amount and issuer for any issuer that represents five percent or more of total investments is required. This requirement does not apply to investments issued or explicitly guaranteed by the U.S. government, investments in mutual funds and external investment pools, and other pooled investments. As of June 30, 2018, the district had the following investments:

Issuer	Fair Value	% of Total Investments
Performance U.S. Treasury Fund	\$ 1,500,161	100%

PONTOTOC CITY SCHOOL DISTRICT

Notes to the Financial Statements
For Year Ended June 30, 2018

Note 3 – Inter-fund Receivables, Payables and Transfers

The following is a summary of inter-fund transactions and balances:

A. Due From/To Other Funds

Receivable Fund	Payable Fund	Amount
General Fund	School Food Service Fund	\$ 97,432
	Other Governmental Funds	57,966
	Agency Funds	2
School Food Service Fund	General Fund	1,500
	Other Governmental Funds	1,981
Total		<u>\$ 158,881</u>

Inter-fund receivables and payables consist primarily of loans from the General Fund to various special revenue funds to cover cash deficits in pooled bank accounts.

B. Inter-fund Transfers

Transfers In	Transfers Out	Amount
General Fund	School Food Service Fund	\$ 97,432
	Special Capital Projects Fund	27,000
School Food Service Fund	Other Governmental Funds	534
Vocational Education Fund	General Fund	140,808
Other Governmental Funds	General Fund	15,940
Other Governmental Funds	Special Capital Projects Fund	5,641
Total		<u>\$ 287,355</u>

Inter-fund transfers were made for budgetary purposes and for the payment of indirect costs.

Note 4 – Restricted Assets

The restricted assets represent the cash balance, totaling \$277,083, of the QSCB Note Fund (not a major fund).

In addition, the restricted assets represent the cash with fiscal agents and investment balance, totaling \$55 and \$1,500,161, respectively, of the QSCB Bond Retirement Fund.

PONTOTOC CITY SCHOOL DISTRICT

Notes to the Financial Statements For Year Ended June 30, 2018

Note 5 – Capital Assets

The following is a summary of changes in capital assets for governmental activities:

	Balance 7/1/2017	Increases	Decreases	Completed Construction	Balance 6/30/2018
Governmental Activities:					
<u>Non-depreciable capital assets:</u>					
Land	\$ 1,080,770	\$ -	\$ 171,000		\$ 909,770
Construction-in-progress	76,100	18,076		(94,176)	-
Total non-depreciable capital assets	1,156,870	18,076	171,000	(94,176)	909,770
<u>Depreciable capital assets:</u>					
Buildings	19,955,191	57,241	383,000	-	19,629,432
Building improvements	3,216,224	45,944	-	94,176	3,356,344
Improvements other than buildings	635,012	-	-	-	635,012
Mobile equipment	2,200,285	74,956	-	-	2,275,241
Furniture and equipment	566,680	64,561	23,285	-	607,956
Total depreciable capital assets	26,573,392	242,702	406,285	94,176	26,503,985
<u>Less accumulated depreciation for:</u>					
Buildings	7,263,127	370,158	62,000	-	7,571,285
Building improvements	1,800,191	134,254	-	-	1,934,445
Improvements other than buildings	292,366	16,942	-	-	309,308
Mobile equipment	1,659,904	79,735	-	-	1,739,639
Furniture and equipment	518,207	25,230	18,082	-	525,355
Total accumulated depreciation	11,533,795	626,319	80,082	-	12,080,032
Total depreciable capital assets, net	15,039,597	(383,617)	326,203	94,176	14,423,953
Governmental activities capital assets, net	\$ 16,196,467	\$ (365,541)	\$ 497,203	\$ -	\$ 15,333,723

Depreciation expense was charged to the following governmental functions:

	Amount
Governmental activities:	
Instruction	\$ 204,515
Support services	409,311
Non-instructional	12,493
Total depreciation expense	<u>\$ 626,319</u>

PONTOTOC CITY SCHOOL DISTRICT

Notes to the Financial Statements For Year Ended June 30, 2018

Note 6 – Long-term Liabilities

The following is a summary of changes in long-term liabilities and other obligations for governmental activities:

	Balance 7/1/2017	Additions	Reductions	Balance 6/30/2018	Amounts due within one year
A. Qualified school construction bonds payable	\$ 3,000,000	\$ -	\$ -	\$ 3,000,000	\$ -
B. Compensated absences payable	160,896	-	13,670	147,226	-
Total	\$ 3,160,896	\$ -	\$ 13,670	\$ 3,147,226	\$ -

A. Qualified school construction bonds payable

As more fully explained in Note 12, debt has been issued by the school district that qualifies as Qualified School Construction bonds. Debt currently outstanding is as follows:

Description	Interest Rate	Issue Date	Maturity Date	Amount Issued	Amount Outstanding
Qualified School Construction Bonds Payable	0.84%	9/15/2009	9/15/2024	\$ 3,000,000	\$ 3,000,000

The following is a schedule by years of the total payments due on this debt:

	Principal	Interest	Fund
2019 \$		25,200	25,200
2020		25,200	25,200
2021		25,200	25,200
2022		25,200	25,200
2023		25,200	25,200
2024 - 2025	3,000,000	50,400	3,050,400
\$	3,000,000	176,400	3,176,400

This debt will be retired from the QSCB Note Fund.

B. Compensated absences payable

As more fully explained in Note 1(E)(8), compensated absences payable is adjusted on an annual basis as required by Section 37-7-307(5), Miss. Code Ann. (1972). Compensated absences will be paid from the fund from which the employees' salaries were paid.

Note 7 – Defined Benefit Pension Plan

General Information about the Pension Plan

Plan Description. The school district contributes to the Public Employees' Retirement System of Mississippi (PERS), a cost-sharing multiple-employer defined benefit pension plan. PERS provides retirement and disability benefits, annual cost-of-living adjustments, and death benefits to plan members and beneficiaries. Plan provisions and the Board of Trustees' authority to determine contribution rates are established by Miss. Code Ann. Section 25-11-1 et seq., (1972, as amended) and may be amended only by the Mississippi Legislature. PERS issues a publicly available financial report that includes financial statements and required supplementary information. That report may be obtained by writing to Public Employees' Retirement System of Mississippi, PERS Building, 429 Mississippi Street, Jackson, MS 39201 or by calling (601) 359-3589 or 1-800-444-PERS.

PONTOTOC CITY SCHOOL DISTRICT

Notes to the Financial Statements For Year Ended June 30, 2018

Benefits provided. Membership in PERS is a condition of employment granted upon hiring for qualifying employees and officials of the State of Mississippi, state universities, community and junior colleges, and teachers and employees of the public school districts. For those persons employed by political subdivisions and instrumentalities of the State of Mississippi, membership is contingent upon approval of the entity's participation in PERS by the PERS' Board of Trustees. If approved, membership for the entity's employees is a condition of employment and eligibility is granted to those who qualify upon hiring. Participating members who are vested and retire at or after age 60 or those who retire regardless of age with at least 30 years of creditable service (25 years of creditable service for employees who became members of PERS before July 1, 2011) are entitled, upon application, to an annual retirement allowance payable monthly for life in an amount equal to 2.0 percent of their average compensation for each year of creditable service up to and including 30 years (25 years for those who became members of PERS before July 1, 2011), plus 2.5 percent for each additional year of creditable service with an actuarial reduction in the benefit for each year of creditable service below 30 years or the number of years in age that the member is below 65, whichever is less. Average compensation is the average of the employee's earnings during the four highest compensated years of creditable service. Benefits vest upon completion of eight years of membership service (four years of membership service for those who became members of PERS before July 1, 2007). PERS also provides certain death and disability benefits. A Cost-of-Living Adjustment (COLA) payment is made to eligible retirees and beneficiaries. The COLA is equal to 3.0 percent of the annual retirement allowance for each full fiscal year of retirement up to the year in which the retired member reaches age 60 (55 for those who became members of PERS before July 1, 2011), with 3.0 percent compounded for each fiscal year thereafter. Plan provisions are established and may be amended only by the State of Mississippi Legislature.

Contributions. PERS members are required to contribute 9.00% of their annual covered salary, and the school district is required to contribute at an actuarially determined rate. The employer's rate as of June 30, 2018 was 15.75% of annual covered payroll. Plan provisions and the Board of Trustees' authority to determine contribution rates are established by Section 25-11-1 of the Mississippi Code of 1972, as amended, and may be amended only by the Mississippi Legislature. The school district's contributions to PERS for the fiscal years ending June 30, 2018, 2017 and 2016 were \$1,794,977, \$1,843,991 and \$1,813,380, respectively, which equaled the required contributions for each year.

Pension Liabilities, Pension Expense, and Deferred Outflows of Resources and Deferred Inflows of Resources Related to Pensions

At June 30, 2018, the school district reported a liability of \$30,338,691 for its proportionate share of the net pension liability. The net pension liability was measured as of June 30, 2017, and the total pension liability used to calculate the net pension liability was determined by an actuarial valuation as of that date. The District's proportion of the net pension liability was based on a projection of the school district's long-term share of contribution to the pension plan relative to projected contributions of all participating entities, actuarially determined. The school district's proportionate share used to calculate the June 30, 2018 net pension liability was 0.182506 percent, which was based on a measurement date of June 30, 2017. This was an increase of 0.00253 percent from its proportionate share used to calculate the June 30, 2017 net pension liability, which was based on a measurement date of June 30, 2016.

For the year ended June 30, 2018, the District recognized pension expense of \$3,977,322. At June 30, 2018 the District reported deferred outflows of resources and deferred inflows of resources related to pensions from the following sources:

PONTOTOC CITY SCHOOL DISTRICT

Notes to the Financial Statements For Year Ended June 30, 2018

	Deferred Outflows of Resources	Deferred Inflows of Resources
Differences between expected and actual experience	\$ 426,662	\$ 221,373
Net difference between projected and actual earnings on pension plan investments		421,864
Changes of assumptions	647,675	50,981
Changes in proportion and differences between District contributions and proportionate share of contributions	597,707	
District contributions subsequent to the measurement date	1,794,977	
Total	<u>\$ 3,467,021</u>	<u>\$ 694,218</u>

\$1,794,977 reported as deferred outflows of resources related to pensions resulting from school district contributions subsequent to the measurement date will be recognized as a reduction to the net pension liability in the year ended June 30, 2019. Other amounts reported as deferred outflows of resources and deferred inflows of resources related to pensions will be recognized in pension expense as follows:

Year Ending June 30:	
2019	\$ 813,056
2020	683,593
2021	67,211
2022	<u>(586,034)</u>
Total	<u>\$ 977,826</u>

Actuarial assumptions. The total pension liability in the June 30, 2017 actuarial valuation was determined using the following actuarial assumptions, applied to all periods included in the measurement:

Inflation	3.00 percent
Salary increases	3.25-18.50 percent, including inflation
Investment rate of return	7.75 percent, net of pension plan investment expense, including inflation

Mortality rates were based on the RP-2014 Healthy Annuitant Blue Collar Table Projected with Scale BB to 2022, with males rates set forward one year.

The actuarial assumptions used in the June 30, 2017 valuation were based on the results of an actuarial experience study for the period July 1, 2012 to June 30, 2016. The experience report is dated April 18, 2017.

The long-term expected rate of return on pension plan investments was determined using a log-normal distribution analysis in which best-estimate ranges of expected future real rates of return (expected nominal returns, net of pension plan investment expense and the assumed rate of inflation) are developed for each major asset class. These ranges are combined to produce the long-term expected rate of return by weighting the expected future real rates of return by the target asset allocation percentage and by adding expected inflation. The target asset allocation and best estimates of arithmetic real rates of return for each major asset class are summarized in the following table:

PONTOTOC CITY SCHOOL DISTRICT

Notes to the Financial Statements For Year Ended June 30, 2018

<u>Asset Class</u>	<u>Target Allocation</u>		<u>Long-Term Expected Real Rate of Return</u>	
U.S. Broad	27.00	%	4.60	%
International Equity	18.00		4.50	
Emerging Markets Equity	4.00		4.75	
Global	12.00		4.75	
Fixed Income	18.00		0.75	
Real Assets	10.00		3.50	
Private Equity	8.00		5.10	
Emerging Debt	2.00		2.25	
Cash	1.00		0.00	
Total	100	%		

Discount rate. The discount rate used to measure the total pension liability was 7.75 percent. The projection of cash flows used to determine the discount rate assumed that plan member contributions will be made at the current contribution rate and that Employer contributions will be made at rates equal to the difference between actuarially determined contribution rates and the member rate. Based on those assumptions, the pension plan's fiduciary net position was projected to be available to make all projected future benefit payments of current plan. Therefore, the long-term expected rate of return on pension plan investments was applied to all periods of projected benefit payments to determine the total pension liability.

Sensitivity of the District's proportionate share of the net pension liability to changes in the discount rate. The following presents the District's proportionate share of the net pension liability calculated using the discount rate of 7.75 percent, as well as what the District's proportionate share of the net pension liability would be if it were calculated using a discount rate that is 1-percentage-point lower (6.75 percent) or 1-percentage-point higher (8.75 percent) than the current rate:

	<u>1% Decrease (6.75%)</u>	<u>Current Discount Rate (7.75%)</u>	<u>1% Increase (8.75%)</u>
District's proportionate share of the net pension liability	\$ 39,791,219	\$ 30,338,691	\$ 22,491,039

Pension plan fiduciary net position. Detailed information about the pension plan's fiduciary net position is available in the separately issued PERS financial report.

Note 8 – Other Postemployment Benefits (OPEB)

General Information about the OPEB Plan.

Plan description. State law mandates that all state, public education, library, junior and community college and retiring employees be offered health and life benefit coverage through the State and School Employees' Life and Health Insurance Plan (the Plan). The Plan was established by Section 25-15-3 et seq., Mississippi Code Ann. (1972), which may be amended only by the State Legislature. The State and School Employees' Health Insurance Management Board (the Board) administers the Plan. The Board has the sole legal authority to promulgate rules and regulations governing the operations of the Plan within the confines of the law governing the Plan. The Plan is self-insured and is financed through premiums collected from employers, employees, retirees and COBRA participants. The Plan provides for Other Postemployment Benefits (OPEB) as a multiple-employer defined benefit OPEB plan. A trust was created June 28, 2018 for the OPEB Plan and, while no trust was in place for the June 30, 2017 plan year-end, for purposes of comparability for future periods, terminology used herein is based on the plan being a cost-sharing multiple-employer defined benefit OPEB plan. The plan does not issue a stand-alone financial report.

PONTOTOC CITY SCHOOL DISTRICT

Notes to the Financial Statements For Year Ended June 30, 2018

Benefits provided.

The Plan was formed by the State Legislature to provide group health and life benefits to full-time active and retired employees of the State, agencies, universities, community/junior colleges, public school districts and public libraries. In addition, the spouse and/or children of covered employees and retirees, as well as surviving spouses and COBRA participants, may be eligible for health insurance coverage under the Plan. Benefits of the OPEB Plan consist of an implicit rate subsidy, which is essentially the difference between the average cost of providing health care benefits to retirees under age 65 and the average cost of providing health care benefits to all participants when premiums paid by retirees are not age adjusted. Employees' premiums are funded primarily by their employers. Retirees must pay their own premiums, as do active employees for spouse and dependent medical coverage. The Board has the sole authority for setting life and health insurance premiums for the Plan. Per Section 12-15-15 (10) Mississippi Code Ann. (1972), a retired employee electing to purchase retiree life and health insurance must pay the full cost of such insurance premium. If the Board determined actuarially that the premium paid by the participating retirees adversely affects the overall cost of the Plan to the State, then the Board may impose a premium surcharge, not to exceed 15%, upon such participating retired employees who are under the age for Medicare eligibility and who are initially employed before January 1, 2006. For participating retired employees who are under the age for Medicare eligibility and who are initially employed on or after January 1, 2006, the Board may impose a premium surcharge in an amount the Board determined actuarially to cover the full cost of insurance. The Plan offers a Base option and a Select option for health benefits for non-Medicare participants. The Plan includes a separate coverage level for Medicare eligible retirees, Medicare Eligible surviving spouses, and Medicare eligible dependents of retirees and surviving spouses.

Contributions.

The Board has the sole authority for setting life and health insurance premiums for the Plan. The required premiums vary based on the plan selected and the type of participant. Employers pay no premiums for retirees while employees' premiums are funded primarily by their employer. Contributions to the OPEB plan from the District were \$79,888 for the year ended June 30, 2018.

OPEB Liabilities, OPEB Expense, and Deferred Outflows of Resources and Deferred Inflows of Resources related to OPEB

At June 30, 2018, the District reported a liability of \$1,873,928 for its proportionate share of the net OPEB liability. The net OPEB liability was measured as of June 30, 2017, and the total OPEB liability used to calculate the net OPEB liability was determined by an actuarial valuation as of that date. The basis for the District's proportion is determined by comparing the employer's average monthly employees participating in the Plan with the total average employees participating in the Plan in the fiscal year of all employers. The allocation was utilized because the level of premiums contributed by each employer is the same for any employee regardless of plan participation elections made by the employee. At the measurement date of June 30, 2017, the District's proportion was 0.23883586 percent. This was an increase of 0.00516293 percent from the proportionate share as of the measurement date of June 30, 2016.

For the year ended June 30, 2018, the District recognized OPEB expense of \$99,305. At June 30, 2018, the District reported deferred outflows of resources and deferred inflows of resources related to OPEB from the following sources:

PONTOTOC CITY SCHOOL DISTRICT

Notes to the Financial Statements For Year Ended June 30, 2018

	Deferred Outflows of Resources	Deferred Inflows of Resources
Changes of assumptions	\$	\$ 95,420
Changes in proportion and differences between District contributions and proportionate share of contributions	35,863	
District contributions subsequent to the measurement date	79,888	
Total	\$ <u>115,751</u>	\$ <u>95,420</u>

\$79,888 reported as deferred outflows of resources related to OPEB resulting from school district contributions subsequent to the measurement date will be recognized as a reduction to the net OPEB liability in the year ended June 30, 2019. Other amounts reported as deferred outflows of resources and deferred inflows of resources related to OPEB will be recognized in OPEB expense as follows:

Year Ending June 30:

2019	\$ (10,449)
2020	(10,449)
2021	(10,449)
2022	(10,449)
2023	(10,449)
Thereafter	<u>(7,312)</u>
Total	\$ <u>(59,557)</u>

Actuarial assumptions. The total OPEB liability in the June 30, 2017 actuarial valuation was determined using the following actuarial assumptions, applied to all periods included in the measurement, unless otherwise specified:

Inflation	3.00 percent
Salary increases	3.25-18.50 percent, including wage inflation
Long-term Investment Rate of Return, net of OPEB plan investment expense, including inflation	N/A
Municipal Bond Index Rate	
Measurement Date	3.56 percent
Prior Measurement Date	3.01 percent
Year FNP is projected to be depleted	
Measurement Date	2017
Prior Measurement Date	2016
Single Equivalent Interest Rate, net of OPEB plan investment expense, including inflation	
Measurement Date	3.56 percent
Prior Measurement Date	3.01 percent
Health Care Cost Trends	
Medicare Supplement Claims	7.75 percent for 2017 decreasing to an

PONTOTOC CITY SCHOOL DISTRICT

Notes to the Financial Statements For Year Ended June 30, 2018

Pre-Medicare

ultimate rate of 5.00 percent by 2023

Both pre-retirement and post-retirement mortality rates were based on the RP 2014 Healthy Annuitant Blue Collar Table projected with Scale BB to 2022, male rates set forward 1 year and adjusted by 106% for males at all ages, and females adjusted to 90% for ages less than 76, 95% for age 76, 105% for age 78 and 110% for ages 79 and greater. Post-disability mortality rates were based on the RP 2014 Disabled Retiree Mortality Table set forward 4 years for males and 3 years for females.

The demographic actuarial assumptions used in the June 30, 2017 valuation were based on the results of an actuarial experience study dated April 18, 2017.

The remaining actuarial assumptions (e.g., initial per capita costs, health care cost trends, rate of plan participation, rates of plan election, etc.) used in the June 30, 2017 valuation were based on a review of recent plan experience done concurrently with the June 30, 2017 valuation.

The plan had no assets as of the measurement date of 2017.

Discount rate. The discount rate used to measure the total OPEB liability at June 30, 2017 was 3.56 percent. Since the Prior Measurement Date, the Discount Rate has changed from 3.01% to 3.56%.

Since no trust was set up as of June 30, 2017, there was no projection of cash flows for the Plan and the Plan was projected to be depleted in 2017.

The discount rate determination will use a municipal bond rate to the extent the trust is projected to run out of money before all benefits are paid. The rate used, if necessary, for this purpose is the average of the Bond Buyer General Obligation 20-year Municipal Bond Index Rates during the month of June published at the end of each week by the Bond Buyer.

Sensitivity of the District's proportionate share of the net OPEB liability to changes in the discount rate. The following presents the District's proportionate share of the net OPEB liability, as well as what the District's proportionate share of the net OPEB liability would be if it were calculated using a discount rate that is 1-percentage-point lower (2.56 percent) or 1-percentage-point higher (4.56 percent) than the current discount rate:

	1% Decrease (2.56%)	Discount Rate (3.56%)	1% Increase (4.56%)
Net OPEB liability	\$ 1,923,417	\$ 1,873,928	\$ 1,837,073

Sensitivity of the District's proportionate share of the net OPEB liability to changes in the healthcare cost trend rates. The following presents the District's proportionate share of the net OPEB liability, as well as what the District's proportionate share of the net OPEB liability would be if it were calculated using healthcare cost trend rates that are 1-percentage-point lower or 1-percentage-point higher than the current healthcare cost trend rates:

	1% Decrease	Healthcare Cost Trend Rates Current	1% Increase
Net OPEB liability	\$ 1,730,698	\$ 1,873,928	\$ 2,037,439

OPEB plan fiduciary net position. The fiduciary net position for the OPEB plan was zero as of June 30, 2017, the measurement date. Therefore, no separately issued financials were prepared. Detailed information about the OPEB plan's fiduciary net position for June 30, 2018 and going forward will be available in separately issued financial reports available on the Mississippi Department of Finance and Administration's website.

PONTOTOC CITY SCHOOL DISTRICT

Notes to the Financial Statements For Year Ended June 30, 2018

Note 9 – Prior Period Adjustments

A summary of significant Net Position/Fund Balance adjustments is as follows:

Exhibit B - Statement of Activities

Explanation	Amount
1. Implementation of GASB 75	
Net OPEB liability (06-30-17)	\$ (1,907,914)
Deferred outflows - OPEB - Contributions made during fiscal year 2017	73,734
Total prior period adjustment related to GASB 75	<u>\$ (1,834,180)</u>

Note 10 – Contingencies

Federal Grants – The school district has received federal grants for specific purposes that are subject to audit by the grantor agencies. Entitlements to these resources are generally conditional upon compliance with the terms and conditions of the grant agreements and applicable federal regulations, including the expenditure of resources for allowable purposes. Any disallowances resulting from the grantor audit may become a liability of the school district.

Litigation – The school district is party to legal proceedings, many of which occur in the normal course of governmental operations. It is not possible at the present time to estimate the outcome or liability, if any, of the school district with respect to the various proceedings. However, the school district's legal counsel believes that ultimate liability resulting from these lawsuits will not have a material adverse effect on the financial condition of the school district.

Note 11 – Risk Management

The school district is exposed to various risks of loss related to torts; theft of, damage to and destruction of assets; errors and omissions; injuries to employees; and natural disasters. Except as described below, the district carries commercial insurance for these risks. Settled claims resulting from these insured risks have not exceeded commercial insurance coverage in any of the past three fiscal years.

Participation in Public Entity Risk Pool

The school district is a member of the Mississippi School Boards Association Workers' Compensation Trust (MSBAWCT). The trust is a risk-sharing pool; such a pool is frequently referred to as a self-insurance pool. The trust consists of approximately 72 school districts and covers risks of loss arising from injuries to the members' employees. The Mississippi Workers' Compensation Commission requires that an indemnity agreement be executed by each member in a workers' compensation self-insurance pool for the purpose of jointly and severally binding the pool and each of the employers comprising the group to meet the workers' compensation obligations of each member. Each member of MSBAWCT contributes quarterly to a fund held in trust by Wells Fargo in Portland, Oregon. The funds in the trust account are used to pay any claim up to \$750,000. For a claim exceeding \$750,000, MSBAWCT has insurance which will pay the excess to the statutory amount required by the Mississippi Workers' Compensation Commission Act. If total claims during a year were to deplete the trust account, then the member school districts would be required to pay for the deficiencies. The district has not had an additional assessment for excess losses incurred by the pool.

Note 12 – Qualified School Construction Bonds

Section 1521 of the American Recovery and Reinvestment Act (ARRA) of 2009 provides for a source of capital at no or at nominal interest rates for costs incurred by certain public schools in connection with the construction, rehabilitation or repair of a public school facility or for the acquisition of land where a school will be built. Investors receive Federal income tax credits at prescribed tax credit rates in lieu of interest,

PONTOTOC CITY SCHOOL DISTRICT

Notes to the Financial Statements For Year Ended June 30, 2018

which essentially allows state and local governments to borrow without incurring interest costs. While Qualified School Construction Bonds (QSCBs) are intended to be interest free to a borrower, the ARRA legislation allows a lender to charge supplemental interest, and such supplemental interest is the responsibility of the school district.

When the stated interest rate on the QSCB results in interest payments that exceed the supplemental interest payments discussed in the preceding paragraph, the school district may apply for a direct cash subsidy payment from the U.S. Treasury which is intended to reduce the stated interest rate to a nominal percentage. These subsidy payments do not include the amount of any supplemental interest paid on a QSCB. Since the school district is paying only a nominal amount of interest on this debt, the school district did not receive any QSCB interest payments from the federal government.

The school district makes equal annual payments into a sinking fund which is used to pay off the bonds at termination. The current maturity limit of tax credit bonds is 17 years, per the U. S. Treasury Department. Under this program, ten percent of the proceeds must be subject to a binding commitment to be spent within six months of issuance and 100% must be spent within three years. Up to two percent of bond proceeds can be used to pay costs of issuance. The amount on deposit at June 30, 2018 was \$1,500,216. The amount accumulated in the sinking fund at the end of the seventeen-year period will be sufficient to retire the debt. The following schedule reports the annual deposits to be made to the sinking fund by the school district.

Year Ending June 30	Amount
2019	\$ 217,000
2020	217,000
2021	217,000
2022	217,000
2023	217,000
2024 – 2025	434,000
Total	<u>\$ 1,519,000</u>

The EEF Building and buses revenue has been pledged for this debt. On November 9, 2009, the Pontotoc City School Board pledged revenue of \$62,647 annually for payment on the Qualified School Construction Bonds loan, subject to any prior pledge for the benefit of any obligation that is currently outstanding. The debt issued was for the purpose of construction, repair, and equipment for the school district. The commitment began in the fiscal year 2010-11 and will end with the 2024-25 school year. The revenue from the state varies from year to year, but is all used for the debt retirement. For the year 2017-18 the EEF revenue was \$69,584, of which \$62,647 was applied to the debt payment of the Qualified School Construction Bonds.

Note 13 – Vocational School Consortium

The school district entered into a Vocational Educational Agreement dated January 31, 1984 creating the Pontotoc Ridge Career and Technical Center. This consortium was created pursuant to the provisions of Section 37-31-73, Miss. Code Ann. (1972), and approved by the Mississippi Department of Education. The consortium includes the Pontotoc County School District and Pontotoc City School District.

Section 37-31-73, Miss. Code Ann. (1972), authorizes the above noted entities to enter into an agreement that would provide for the construction or operation of a regional vocational education center. Any such agreement should provide for a designated fiscal agent, providing the method of financing the construction and operation of such facilities, the manner in which such facilities are to be controlled and staffed and detail procedures for student admission and transportation services for those students.

The Pontotoc County School District has been designated as the fiscal agent for the Pontotoc Ridge Career and Technical Center, and the operations of the consortium are included in its financial

PONTOTOC CITY SCHOOL DISTRICT

Notes to the Financial Statements For Year Ended June 30, 2018

statements.

Note 14 - Insurance loss recoveries

The Pontotoc City School District received \$20,249 in insurance loss recovery related to damage to SPED house during the 2017-2018 fiscal year. In the government-wide Statement of Activities, the insurance loss recovery was reported as other general revenues.

Note 15 – Effect of Deferred Amounts on Net Position

The unrestricted net position amount of (\$28,115,932) includes the effect of deferring the recognition of expenses resulting from a deferred outflow from pensions. A portion of the deferred outflows of resources related to pension in the amount of \$1,794,977 resulting from the school district contributions subsequent to the measurement date will be recognized as a reduction of the net pension liability in the year ended June 30, 2019. The \$1,672,044 balance of deferred outflow of resources, at June 30, 2018 will be recognized as an expense and will decrease the unrestricted net position over the next 3 years.

The unrestricted net position amount of (\$28,115,932) includes the effect of deferring the recognition of revenue resulting from a deferred inflow from pensions. The \$694,218 balance of deferred inflow of resources, at June 30, 2018 will be recognized as revenue and will increase the unrestricted net position over the next 4 years.

The unrestricted net position amount of (\$28,115,932) includes the effect of deferring the recognition of expenses resulting from a deferred outflow from OPEB. A portion of the deferred outflows of resources related to OPEB in the amount of \$79,888 resulting from the amount paid by the school district as benefits come due subsequent to the measurement date will be recognized as a reduction of the net OPEB liability in the year ended June 30, 2019. The \$35,863 balance of deferred outflow of resources, at June 30, 2018 will be recognized as an expense and will decrease the unrestricted net position over the next 6 years.

The unrestricted net position amount of (\$28,115,932) includes the effect of deferring the recognition of revenue resulting from a deferred inflow from OPEB. The \$95,420 balance of deferred inflow of resources, at June 30, 2018 will be recognized as revenue and will increase the unrestricted net position over the next 6 years.

Note 16 – Unearned Revenue

The Pontotoc City School District received \$7,806 from upfront payments for participation in the child nutrition program for breakfast and lunch in the school cafeterias. The remaining \$9,940 was from a non-reimbursable grant received from University of Southern Mississippi.

Note 17 - Subsequent Events

Events that occur after the Statement of Net Position date but before the financial statements are available to be issued must be evaluated for recognition or disclosure. The effects of subsequent events that provide evidence about conditions that existed at the Statement of Net Position date are recognized in the accompanying financial statements. Subsequent events which provide evidence about conditions that existed after the Statement of Net Position date require disclosure in the accompanying notes. Management of the Pontotoc City School District evaluated the activity of the district through the date the financial statements were available to be issued, and determined no subsequent events have occurred requiring disclosure in the notes to the financial statements.

REQUIRED SUPPLEMENTARY INFORMATION

PONTOTOC CITY SCHOOL DISTRICT
Required Supplementary Information

Budgetary Comparison Schedule
General Fund
For the Year Ended June 30, 2018

	Budgeted Amounts		Actual (GAAP Basis)	Variances Positive (Negative)	
	Original	Final		Original to Final	Final to Actual
Revenues:					
Local sources	\$ 3,886,725	\$ 4,100,700	\$ 4,100,700	\$ 213,975	-
State sources	12,196,363	12,100,540	12,100,540	(95,823)	-
Federal sources	81,265	31,527	31,527	(49,738)	-
Total Revenues	16,164,353	16,232,767	16,232,767	68,414	-
Expenditures:					
Instruction	10,414,098	10,602,287	10,602,287	(188,189)	-
Support services	6,102,556	5,462,768	5,462,768	639,788	-
Facilities acquisition and construction	-	64,020	64,020	(64,020)	-
Total Expenditures	16,516,654	16,129,075	16,129,075	387,579	-
Excess (Deficiency) of Revenues over (under) Expenditures					
	(352,301)	103,692	103,692	455,993	-
Other Financing Sources (Uses):					
Insurance recovery	-	20,249	20,249	20,249	-
Operating transfers in	1,818,623	124,432	124,432	(1,694,191)	-
Operating transfers out	(1,843,840)	(156,748)	(156,748)	1,687,092	-
Total Other Financing Sources (Uses)	(25,217)	(12,067)	(12,067)	13,150	-
Net Change in Fund Balances	(377,518)	91,625	91,625	469,143	-
Fund Balances:					
July 1, 2017	1,359,154	1,359,154	1,359,154	-	-
June 30, 2018	\$ 981,636	\$ 1,450,779	\$ 1,450,779	\$ 469,143	\$ -

The notes to the required supplementary information are an integral part of this schedule.

PONTOTOC CITY SCHOOL DISTRICT
Required Supplementary Information

Budgetary Comparison Schedule
School Food Service Fund
For the Year Ended June 30, 2018

	Budgeted Amounts		Actual (GAAP Basis)	Variances Positive (Negative)	
	Original	Final		Original to Final	Final to Actual
Revenues:					
Local sources	\$ 388,820	\$ 308,663	\$ 308,663	\$ (80,157)	\$ -
State sources	15,400	11,475	29,475	(3,925)	18,000
Federal sources	1,064,000	1,054,650	1,036,650	(9,350)	(18,000)
Total Revenues	1,468,220	1,374,788	1,374,788	(93,432)	-
Expenditures:					
Support services	71,977	64,402	64,402	7,575	-
Noninstructional services	1,227,214	1,285,404	1,285,404	(58,190)	-
Total Expenditures	1,299,191	1,349,806	1,349,806	(50,615)	-
Excess (Deficiency) of Revenues over (under) Expenditures					
	169,029	24,982	24,982	(144,047)	-
Other Financing Sources (Uses):					
Operating transfers in	-	534	534	534	-
Operating transfers out	(108,747)	(97,432)	(97,432)	11,315	-
Total Other Financing Sources (Uses)	(108,747)	(96,898)	(96,898)	11,849	-
Net Change in Fund Balances	60,282	(71,916)	(71,916)	(132,198)	-
Fund Balances:					
July 1, 2017	490,466	490,466	490,466	-	-
Increase (Decrease) in inventory	6,563	6,563	6,563	-	-
June 30, 2018	\$ 557,311	\$ 425,113	\$ 425,113	\$ (132,198)	-

The notes to the required supplementary information are an integral part of this schedule.

PONTOTOC CITY SCHOOL DISTRICT
Required Supplementary Information

Budgetary Comparison Schedule
Vocational Education Fund
For the Year Ended June 30, 2018

	Budgeted Amounts		Actual (GAAP Basis)	Variances Positive (Negative)	
	Original	Final		Original to Final	Final to Actual
Revenues:					
State sources	\$ 59,270	\$ 171,361	\$ 171,361	\$ 112,091	\$ -
Total Revenues	59,270	171,361	171,361	112,091	-
Expenditures:					
Instruction	214,545	312,169	312,169	(97,624)	-
Total Expenditures	214,545	312,169	312,169	(97,624)	-
Excess (Deficiency) of Revenues over (under) Expenditures	(155,275)	(140,808)	(140,808)	14,467	-
Other Financing Sources (Uses):					
Operating transfers in	155,275	140,808	140,808	(14,467)	-
Total Other Financing Sources (Uses)	155,275	140,808	140,808	(14,467)	-
Net Change in Fund Balances	-	-	-	-	-
Fund Balances:					
July 1, 2017	-	-	-	-	-
June 30, 2018	\$ -	\$ -	\$ -	\$ -	-

The notes to the required supplementary information are an integral part of this schedule.

Pontotoc City School District

Schedule of the District's Proportionate Share of the Net Pension Liability

PERS

Last 10 Fiscal Years*

	2018	2017	2016	2015
District's proportionate share of the net pension liability	\$ 30,338,691	32,148,208	27,043,665	21,363,177
District's proportion of the net pension liability	0.182506%	0.179976%	0.174949%	0.176300%
District's covered payroll	11,707,879	11,513,524	10,929,784	10,500,990
District's proportionate share of the net pension liability as a percentage of its covered payroll	259.13%	279.22%	247.43%	203.44%
Plan fiduciary net position as a percentage of the total pension liability	61.49%	57.47%	61.70%	67.21%

The notes to the required supplementary information are an integral part of this schedule.

* The amounts presented for each fiscal year were determined as of the measurement date of 6/30 of the year prior to the fiscal year presented.

This schedule is presented to illustrate the requirement to show information for 10 years. However, GASB 68 was implemented in FYE 6/30/15, and, until a full 10-year trend is compiled, the District has only presented information for the years in which information is available.

Pontotoc City School District
Schedule of District Contributions
PERS
Last 10 Fiscal Years*

		2018	2017	2016	2015
Contractually required contribution	\$	<u>1,794,977</u>	<u>1,843,991</u>	<u>1,813,380</u>	<u>1,721,441</u>
Contributions in relation to the contractually required contribution		1,794,977	1,843,991	1,813,380	1,721,441
Contribution deficiency (excess)	\$	<u><u>-</u></u>	<u><u>-</u></u>	<u><u>-</u></u>	<u><u>-</u></u>
District's covered payroll		11,396,679	11,707,879	11,513,524	10,929,784
Contributions as a percentage of covered payroll		15.75%	15.75%	15.75%	15.75%

The notes to the required supplementary information are an integral part of this schedule.

This schedule is presented to illustrate the requirement to show information for 10 years. However, GASB 68 was implemented in FYE 6/30/15, and, until a full 10-year trend is compiled, the District has only presented information for the years in which information is available.

Pontotoc City School District

Schedule of the District's Proportionate Share of the Net OPEB Liability

OPEB

Last 10 Fiscal Years*

District's proportionate share of the net OPEB liability	\$	<u>2018</u> 1,873,928
District's proportion of the net OPEB liability		0.23883586%
District's covered-employee payroll		10,730,238 **
District's proportionate share of the net OPEB liability as a percentage of its covered-employee payroll		17.46%
Plan fiduciary net position as a percentage of the total OPEB liability		0.00%

The notes to the required supplementary information are an integral part of this schedule.

* The amounts presented for each fiscal year were determined as of the measurement date of 6/30 of the year prior to the fiscal year presented.

** The amount used to calculate this figure was based on the Plan's covered payroll as of the measurement date.

This schedule is presented to illustrate the requirement to show information for 10 years. However, until a full 10-year trend is compiled, the District has only presented information for the years in which information is available.

Pontotoc City School District
Schedule of District Contributions
OPEB
Last 10 Fiscal Years*

	2018	
Contractually required contribution	\$ <u>79,888</u>	**
Contributions in relation to the contractually required contribution	79,888	**
Contribution deficiency (excess)	\$ <u><u>-</u></u>	
District's covered-employee payroll	11,104,668	
Contributions as a percentage of covered-employee payroll	0.72%	

The notes to the required supplementary information are an integral part of this schedule.

* This schedule is presented to illustrate the requirement to show information for 10 years. However, GASB 75 was implemented in FYE 6/30/18, and, until a full 10-year trend is compiled, the District has only presented information for the years in which information is available.

** The amounts reflected above only pertains to the Implicit Rate Subsidy as it relates to contributions.

Pontotoc City School District

Notes to the Required Supplementary Information For the Year Ended June 30, 2018

Budgetary Comparison Schedules

(1) Basis of Presentation

The Budgetary Comparison Schedules present the original legally adopted budget, the final legally adopted budget, the actual data on the GAAP basis, variances between the original budget and the final budget, and variances between the final budget and the actual data.

(2) Budget Amendments and Revisions

The budget is adopted by the school board and filed with the taxing authority. Amendments can be made on the approval of the school board. By statute, final budget revisions must be approved on or before October 15. A budgetary comparison is presented for the General Fund and each major Special Revenue Fund consistent with accounting principles generally accepted in the United States of America.

Pension Schedules

(1) *Changes of assumptions*

2015:

The expectation of retired life mortality was changed to the RP-2014 Healthy Annuitant Blue Collar Table projected to 2016 using Scale BB rather than the RP-2000 Mortality Table, which was used prior to 2015.

The expectation of disabled mortality was changed to the RP-2014 Disabled Retiree Table, rather than the RP-2000 Disabled Mortality Table, which was used prior to 2015.

Withdrawal rates, pre-retirement mortality rates, disability rates and service retirement rates were also adjusted to more closely reflect actual experience.

Assumed rates of salary increase were adjusted to more closely reflect actual and anticipated experience.

The price inflation and investment rate of return assumptions were changed from 3.50% to 3.00% and 8.00% to 7.75% respectively.

2016:

The assumed rate of interest credited to employee contributions was changed from 3.50% to 2.00%.

2017:

The expectation of retired life mortality was changed to the RP-2014 Healthy Annuitant Blue Collar Mortality Table projected with Scale BB to 2022. Small adjustments were also made to the Mortality Table for disabled lives.

The wage inflation assumption was reduced from 3.75% to 3.25%.

Pontotoc City School District

Notes to the Required Supplementary Information (Continued) For the Year Ended June 30, 2018

Withdrawal rates, pre-retirement mortality rates, disability rates and service retirement rates were also adjusted to more closely reflect actual experience.

The percentage of active member disabilities assumed to be in the line of duty was increased from 6% to 7%.

(2) *Changes in benefit provisions*

2016:

Effective July 1, 2016, the interest rate on employee contributions shall be calculated based on the money market rate as published by the Wall Street Journal on December 31 of each preceding year with a minimum rate of one percent and a maximum rate of five percent.

(3) *Method and assumptions used in calculations of actuarially determined contributions.*

The actuarially determined contribution rates in the schedule of employer contributions are calculated as of June 30, two years prior to the end of the fiscal year in which contributions are reported (June 30, 2015 valuation for the June 30, 2017 fiscal year end). The following actuarial methods and assumptions were used to determine the most recent contribution rate reported in that schedule:

Actuarial cost method	Entry age
Amortization method	Level percentage of payroll, open
Remaining amortization period	33.9 years
Asset valuation method	5-year smoothed market
Price Inflation	3.00 percent
Salary increase	3.75 percent to 19.00 percent, including inflation
Investment rate of return	7.75 percent, net of pension plan investment expense, including inflation

OPEB Schedules

(1) *Changes of assumptions*

2017:

The discount rate was changed from 3.01% for the prior Measurement Date to 3.56% for the current Measurement Date.

(2) *Changes in benefit provisions*

2017:

None.

Pontotoc City School District

Notes to the Required Supplementary Information (Continued)
For the Year Ended June 30, 2018

- (3) *Methods and assumptions used in calculation of Actuarially Determined Contributions.* The Actuarially Determined Contributions rates, as a percentage of payroll, used to determine the Actuarially Determined Contribution amounts in the Schedule of Employer Contributions are calculated as of the most recent Valuation Date. The following actuarial methods and assumptions (from the June 30, 2016 actuarial valuation) were used to determine contribution rates reported in that schedule for the year ending June 30, 2017:

Actuarial cost method	Entry age
Amortization method	Level dollar
Amortization period	30 years, open
Asset valuation method	Market Value of Assets
Price Inflation	3 percent
Salary increases, including wage inflation	3.25 percent to 18.50 percent
Initial health care cost trend rates Medicare Supplement Claims Pre-Medicare	7.75 percent
Ultimate health care cost trend rates Medicare Supplement Claims Pre-Medicare	5.00 percent
Year of ultimate trend rates Medicare Supplement Claims Pre-Medicare	2022
Long-term investment rate of return, net of pension plan investment expense, including price inflation	3.56 percent

- (4) Under GASB 75, employers are also required to consider any implicit subsidy that may be occurring. Medical costs generally increase with advancing age. Therefore, the medical costs for the retiree group are higher than the medical costs for the employee group, even taking Medicare into account. Stated another way, when a plan includes both employees and retirees, the blended premiums are almost always higher than what the premiums would be for employees, and lower than what the premiums would be for retirees, if each group were rated separately. The premium rate difference is referred to as the implicit rate subsidy.

SUPPLEMENTARY INFORMATION

PONTOTOC CITY SCHOOL DISTRICT

Schedule of Expenditures of Federal Awards

For the Year Ended June 30, 2018

Federal Grantor/ Pass-through Grantor/ Program Title/	Pass-through Entity Identifying Number	Catalog of Federal Domestic Assistance No.	Federal Expenditures
<u>U. S. Department of Agriculture</u>			
Passed-through the Mississippi Department of Education:			
Child Nutrition Cluster:			
School Breakfast Program	185MS326N1099	10.553	\$ 276,568
National School Lunch Program	185MS326N1099	10.555	760,082
Summer Food Service Program for Children	185MS326N1099	10.559	1,981
Total Child Nutrition Cluster			<u>1,038,631</u>
Total passed-through the Mississippi Department of Education			<u>1,038,631</u>
Total U.S. Department of Agriculture			<u><u>1,038,631</u></u>
<u>U. S. Department of Education</u>			
Passed-through the Mississippi Department of Education:			
Title I Grants to Local Educational Agencies	ES010A170024	84.010	424,818
Rural Education	ES358B170024	84.358	99,789
English Language Acquisition Grants	ES365A170024	84.365	23,483
Supporting Effective Instruction State Grants	ES367A170023	84.367	119,226
Student Support and Academic Enrichment Program	ES424A170025	84.424	1,219
Subtotal			<u>668,535</u>
Special Education Cluster:			
Special Education - Grants to States	H027A170108	84.027	479,933
Positive Behavior Specialists	H027A170108	84.027A	2,674
Special Education - Preschool Grants	H173A170113	84.173	16,704
Total Special Education Cluster			<u>499,311</u>
Total passed-through the Mississippi Department of Education			<u>1,167,846</u>
Total U.S. Department of Education			<u><u>1,167,846</u></u>
Total for All Federal Awards			\$ <u><u>2,206,477</u></u>

The notes to the supplementary information are an integral part of this schedule.

Pontotoc City School District

Notes to the Schedule of Expenditures of Federal Awards For the Year Ended June 30, 2018

Schedule of Expenditures of Federal Awards

(1) Basis of Presentation

The accompanying Schedule of Expenditures of Federal Awards (the "Schedule") includes the federal award activity of the school district under programs of the federal government for the year ended June 30, 2018. The information in this Schedule is presented in accordance with the requirements of Title 2 U.S. Code of Federal Regulations Part 200, *Uniform Administrative Requirements, Cost Principles, and Audit Requirements for Federal Awards* (Uniform Guidance). Because the schedule presents only a selected portion of the operations of the school district, it is not intended to and does not present the financial position, changes in net position, or cash flows of the school district.

(2) Summary of Significant Accounting Policies

Expenditures reported on the Schedule are presented on the same basis of accounting and the same significant accounting policies, as applicable, as those used for the financial statements; however, the expenditures include transfers out. Such expenditures are recognized following the cost principles contained in the Uniform Guidance, wherein certain types of expenditures are not allowable or are limited as to reimbursement.

(3) Indirect Cost Rate

The school district did not elect to use the 10% de minimis indirect cost rate allowed under the Uniform Guidance.

(4) Other Items

Donated commodities of \$70,558 are included in the National School Lunch Program.

PONTOTOC CITY SCHOOL DISTRICT

Supplementary Information

Schedule of Instructional, Administrative and Other Expenditures - Governmental Funds

For the Year Ended June 30, 2018

<u>Expenditures</u>	<u>Total</u>	<u>Instruction and Other Student Instructional Expenditures</u>	<u>General Administration</u>	<u>School Administration</u>	<u>Other</u>
Salaries and fringe benefits	\$ 15,595,013	11,971,096	669,814	1,025,246	1,928,857
Other	3,714,726	1,264,791	207,055	1,160	2,241,720
Total	<u>\$ 19,309,739</u>	<u>13,235,887</u>	<u>876,869</u>	<u>1,026,406</u>	<u>4,170,577</u>
Total number of students *	<u>2,029</u>				
Cost per student	<u>\$ 9,517</u>	<u>6,523</u>	<u>432</u>	<u>506</u>	<u>2,055</u>

For purposes of this schedule, the following columnar descriptions are applicable:

Instruction and Other Student Instructional Expenditures - includes the activities dealing directly with the interaction between teachers and students. Included here are the activities of teachers, teachers aides or classroom assistants of any type.

General Administration - includes expenditures for the following functions: Support Services - General Administration and Support Services - Business.

School Administration - includes expenditures for the following function: Support Services - School Administration.

Other - includes all expenditure functions not included in Instruction or Administration Categories.

* includes the number of students reported on the ADA report submission for month 9, which is the final submission for the fiscal year

OTHER INFORMATION

PONTOTOC CITY SCHOOL DISTRICT

Other Information

Statement of Revenues, Expenditures and Changes in Fund Balances

General Fund

Last Four Years

UNAUDITED

	2018	2017*	2016*	2015*
Revenues:				
Local sources	\$ 4,100,700	\$ 4,143,531	\$ 4,035,196	\$ 4,037,959
State sources	12,100,540	11,935,706	11,767,109	11,473,868
Federal sources	31,527	37,093	92,367	92,184
Total Revenues	16,232,767	16,116,330	15,894,672	15,604,011
Expenditures:				
Instruction	10,602,287	10,652,057	10,355,747	10,253,334
Support services	5,462,768	5,579,927	5,641,226	5,222,844
Facilities acquisition and construction	64,020	76,100	-	-
Total Expenditures	16,129,075	16,308,084	15,996,973	15,476,178
Excess (Deficiency) of Revenues over (under) Expenditures	103,692	(191,754)	(102,301)	127,833
Other Financing Sources (Uses):				
Notes issued	-	-	65,188	-
Insurance recovery	20,249	-	-	10,695
Operating transfers in	124,432	169,530	128,255	103,311
Operating transfers out	(156,748)	(119,760)	(192,734)	(206,838)
Total Other Financing Sources (Uses)	(12,067)	49,770	709	(92,832)
Net Change in Fund Balances	91,625	(141,984)	(101,592)	35,001
Fund Balances:				
Beginning of period, as previously reported	1,359,154	1,519,656	1,621,248	1,586,247
Prior period adjustments	-	(18,518)	-	-
Beginning of period, as restated	1,359,154	1,501,138	1,621,248	1,586,247
End of Period	\$ 1,450,779	\$ 1,359,154	\$ 1,519,656	\$ 1,621,248

*SOURCE - PRIOR YEAR AUDIT REPORTS

PONTOTOC CITY SCHOOL DISTRICT

Other Information

Statement of Revenues, Expenditures and Changes in Fund Balances

All Governmental Funds

Last Four Years

UNAUDITED

	2018	2017*	2016*	2015*
Revenues:				
Local sources	\$ 4,834,934	\$ 4,920,940	\$ 4,905,768	\$ 4,919,270
State sources	12,539,194	12,322,396	12,175,435	11,866,389
Federal sources	2,238,003	2,250,757	2,328,151	2,367,578
Total Revenues	19,612,131	19,494,093	19,409,354	19,153,237
Expenditures:				
Instruction	11,715,163	12,005,958	11,861,867	11,643,803
Support services	6,151,629	5,997,579	6,045,572	5,966,621
Noninstructional services	1,294,536	1,278,189	1,288,324	1,247,876
Facilities acquisition and construction	121,261	188,550	125,526	-
Debt service:				
Principal	-	68,321	49,600	24,800
Interest	25,200	27,420	25,200	25,200
Other	1,950	1,950	1,950	2,600
Total Expenditures	19,309,739	19,567,967	19,398,039	18,910,900
Excess (Deficiency) of Revenues over (under) Expenditures	302,392	(73,874)	11,315	242,337
Other Financing Sources (Uses):				
Notes issued	-	-	68,321	-
Insurance recovery	20,249	-	-	10,695
Payment held by QSCB escrow agent	244,150	228,150	228,150	227,150
Payment to QSCB escrow agent	(244,150)	(228,150)	(228,150)	(227,150)
Sale of Land	640,101	-	-	-
Operating transfers in	287,355	291,970	342,774	385,293
Operating transfers out	(287,355)	(291,970)	(342,774)	(385,293)
Other financing uses	(13,815)	(10,674)	-	-
Total Other Financing Sources (Uses)	646,535	(10,674)	68,321	10,695
Net Change in Fund Balances	948,927	(84,548)	79,636	253,032
Fund Balances:				
Beginning of period, as previously reported	5,180,378	5,278,518	5,208,012	4,952,003
Prior period adjustments	-	(18,518)	-	-
Beginning of period, as restated	5,180,378	5,260,000	5,208,012	4,952,003
Increase (Decrease) in inventory	6,563	4,926	(9,130)	2,977
End of Period	\$ 6,135,868	\$ 5,180,378	\$ 5,278,518	\$ 5,208,012

*SOURCE - PRIOR YEAR AUDIT REPORTS

REPORTS ON INTERNAL CONTROL AND COMPLIANCE

FORTENBERRY & BALLARD, PC
CERTIFIED PUBLIC ACCOUNTANTS

INDEPENDENT AUDITOR'S REPORT ON INTERNAL CONTROL OVER FINANCIAL
REPORTING AND ON COMPLIANCE AND OTHER MATTERS BASED ON
AN AUDIT OF FINANCIAL STATEMENTS PERFORMED IN ACCORDANCE
WITH *GOVERNMENT AUDITING STANDARDS*

Superintendent and School Board
Pontotoc City School District

We have audited, in accordance with the auditing standards generally accepted in the United States of America and the standards applicable to financial audits contained in *Government Auditing Standards* issued by the Comptroller General of the United States, the financial statements of the governmental activities, each major fund, and the aggregate remaining fund information of Pontotoc City School District, as of and for the year ended June 30, 2018, and the related notes to the financial statements, which collectively comprise the Pontotoc City School District's basic financial statements, and have issued our report thereon dated March 19, 2019.

Internal Control Over Financial Reporting

In planning and performing our audit of the financial statements, we considered the school district's internal control over financial reporting (internal control) to determine the audit procedures that are appropriate in the circumstances for the purpose of expressing our opinions on the financial statements, but not for the purpose of expressing an opinion on the effectiveness of the school district's internal control. Accordingly, we do not express an opinion on the effectiveness of the school district's internal control.

A deficiency in internal control exists when the design or operation of a control does not allow management or employees, in the normal course of performing their assigned functions, to prevent, or detect and correct, misstatements on a timely basis. *A material weakness* is a deficiency, or combination of deficiencies, in internal control such that there is a reasonable possibility that a material misstatement of the entity's financial statements will not be prevented, or detected and corrected on a timely basis. *A significant deficiency* is a deficiency, or a combination of deficiencies, in internal control that is less severe than a material weakness, yet important enough to merit attention by those charged with governance.

Our consideration of internal control was for the limited purpose described in the first paragraph of this section and was not designed to identify all deficiencies in internal control that might be material weaknesses or significant deficiencies and therefore, material weaknesses or significant deficiencies may exist that have not been identified. Given these limitations, during our audit we did not identify any deficiencies in internal control that we consider to be material weaknesses. We did identify a certain deficiency in internal control, described in the accompanying schedule of findings and questioned costs that we consider to be a significant deficiency as Finding 2018-001.

1929 SPILLWAY ROAD, SUITE B
BRANDON, MISSISSIPPI 39047
TELEPHONE 601-992-5292 FAX 601-992-2033

Compliance and Other Matters

As part of obtaining reasonable assurance about whether the Pontotoc City School District's financial statements are free from material misstatement, we performed tests of its compliance with certain provisions of laws, regulations, contracts, and grant agreements, noncompliance with which could have a direct and material effect on the determination of financial statement amounts. However, providing an opinion on compliance with those provisions was not an objective of our audit, and accordingly, we do not express such an opinion. The results of our tests disclosed no instances of noncompliance or other matters that are required to be reported under *Government Auditing Standards*.

Pontotoc City School District's Response to Finding

Pontotoc City School District's response to the finding identified in our audit is described in the accompanying corrective action plan. Pontotoc City School District's response was not subjected to the auditing procedures applied in the audit of the financial statements and, accordingly, we express no opinion on it.

Purpose of this Report

The purpose of this report is solely to describe the scope of our testing of internal control and compliance and the results of that testing, and not to provide an opinion on the effectiveness of the entity's internal control or on compliance. This report is an integral part of an audit performed in accordance with *Government Auditing Standards* in considering the entity's internal control and compliance. Accordingly, this communication is not suitable for any other purpose.

Fortenberry & Ballard, PC

Fortenberry & Ballard, PC
March 19, 2019

Certified Public Accountants

FORTENBERRY & BALLARD, PC
CERTIFIED PUBLIC ACCOUNTANTS

INDEPENDENT AUDITOR'S REPORT ON COMPLIANCE FOR EACH MAJOR
FEDERAL PROGRAM AND REPORT ON INTERNAL CONTROL OVER
COMPLIANCE REQUIRED BY THE UNIFORM GUIDANCE

Superintendent and School Board
Pontotoc City School District

Report on Compliance for Each Major Federal Program

We have audited Pontotoc City School District's compliance with the types of compliance requirements described in the *OMB Compliance Supplement* that could have a direct and material effect on Pontotoc City School District's major federal program for the year ended June 30, 2018. The Pontotoc City School District's major federal program is identified in the summary of the auditor's results section of the accompanying schedule of findings and questioned costs.

Management's Responsibility

Management is responsible for compliance with federal statutes, regulations, and the terms and conditions of its federal awards applicable to its federal programs.

Auditor's Responsibility

Our responsibility is to express an opinion on compliance for Pontotoc City School District's major federal program based on our audit of the types of compliance requirements referred to above. We conducted our audit of compliance in accordance with auditing standards generally accepted in the United States of America; the standards applicable to financial audits contained in *Government Auditing Standards*, issued by the Comptroller General of the United States; and the audit requirements of Title 2 U.S. *Code of Federal Regulations* Part 200, *Uniform Administrative Requirements, Cost Principles, and Audit Requirements for Federal Awards* (Uniform Guidance). Those standards and Uniform Guidance require that we plan and perform the audit to obtain reasonable assurance about whether noncompliance with the types of compliance requirements referred to above that could have a direct and material effect on a major federal program occurred. An audit includes examining, on a test basis, evidence about the school district's compliance with those requirements and performing such other procedures as we considered necessary in the circumstances.

We believe that our audit provides a reasonable basis for our opinion on compliance for its major federal program. However, our audit does not provide a legal determination on the school district's compliance.

1929 SPILLWAY ROAD, SUITE B
BRANDON, MISSISSIPPI 39047
TELEPHONE 601-992-5292 FAX 601-992-2033

Opinion on Each Major Federal Program

In our opinion, the Pontotoc City School District complied, in all material respects, with the types of compliance requirements referred to above that could have a direct and material effect on its major federal program for the year ended June 30, 2018.

Report on Internal Control Over Compliance

Management of the Pontotoc City School District is responsible for establishing and maintaining effective internal control over compliance with the type of compliance requirements referred to above. In planning and performing our audit of compliance, we considered Pontotoc City School District's internal control over compliance with the types of requirements that could have a direct and material effect on its major federal program to determine the auditing procedures that are appropriate in the circumstances for the purpose of expressing an opinion on compliance for its major federal program and to test and report on internal control over compliance in accordance with the Uniform Guidance, but not for the purpose of expressing an opinion on the effectiveness of internal control over compliance. Accordingly, we do not express an opinion on the effectiveness of the school district's internal control over compliance.

A deficiency in internal control over compliance exists when the design or operation of a control over compliance does not allow management or employees, in the normal course of performing their assigned functions, to prevent, or detect and correct, noncompliance with a type of compliance requirement of a federal program on a timely basis. *A material weakness in internal control over compliance* is a deficiency, or combination of deficiencies, in internal control over compliance, such that there is a reasonable possibility that material noncompliance with a type of compliance requirement of a federal program will not be prevented, or detected and corrected, on a timely basis. *A significant deficiency in internal control over compliance* is a deficiency, or a combination of deficiencies, in internal control over compliance with a type of compliance requirement of a federal program that is less severe than a material weakness in internal control over compliance, yet important enough to merit attention by those charged with governance.

Our consideration of the internal control over compliance was for the limited purpose described in the first paragraph of this section and was not designed to identify all deficiencies in internal control over compliance that might be material weaknesses or significant deficiencies. We did not identify any deficiencies in internal control over compliance that we consider to be material weaknesses. However, material weaknesses may exist that have not been identified.

The purpose of this report on internal control over compliance is solely to describe the scope of our testing of internal control over compliance and the results of that testing based on the requirements of the Uniform Guidance. Accordingly, this report is not suitable for any other purpose.

Fortenberry & Ballard, PC

Fortenberry & Ballard, PC
March 19, 2019

Certified Public Accountants

INDEPENDENT AUDITOR'S REPORT ON COMPLIANCE WITH
STATE LAWS AND REGULATIONS

FORTENBERRY & BALLARD, PC
CERTIFIED PUBLIC ACCOUNTANTS

INDEPENDENT AUDITOR'S REPORT ON COMPLIANCE WITH
STATE LAWS AND REGULATIONS

Superintendent and School Board
Pontotoc City School District

We have audited the financial statements of the governmental activities, each major fund, and the aggregate remaining fund information of the Pontotoc City School District as of and for the year ended June 30, 2018, which collectively comprise Pontotoc City School District's basic financial statements and have issued our report thereon dated March 19, 2019. We conducted our audit in accordance with auditing standards generally accepted in the United States of America, and the standards applicable to financial audits contained in *Government Auditing Standards*, issued by the Comptroller General of the United States.

Section 37-9-18(3)(a), Miss. Code Ann. (1972), states in part, "the auditor shall test to ensure that the school district is complying with the requirements of Section 37-61-33(3)(a)(iii), Miss. Code Ann. (1972), relating to classroom supply funds." As required by the state legal compliance audit program prescribed by the Office of the State Auditor, we have also performed procedures to test compliance with certain other state laws and regulations. However, providing an opinion on compliance with all state laws and regulations was not an objective of our audit and, accordingly, we do not express such an opinion.

The results of our procedures performed to test compliance with the requirements of Section 37-61-33(3)(a)(iii), Miss. Code Ann. (1972), disclosed no instances of noncompliance.

Section 37-9-18(3)(b), Miss. Code Ann. (1972), states in part, "the auditor shall test to ensure correct and appropriate coding at the function level. The audit must include a report showing the correct and appropriate functional level expenditure codes in expenditures by the school district."

The results of our procedures performed to test compliance with the requirements of Section 37-9-18(3)(b), Miss. Code Ann. (1972), disclosed no instances of noncompliance related to incorrect or inappropriate functional level expenditure coding.

As required by the state legal compliance audit program prescribed by the Office of the State Auditor, we have also performed procedures to test compliance with certain other state laws and regulations. However, providing an opinion on compliance with all state laws and regulations was not an objective of our audit and, accordingly, we do not express such an opinion.

The results of procedures performed to test compliance with certain other state laws and regulations and our audit of the financial statements disclosed the following instance of noncompliance with other state laws and regulations:

Finding 1

Criteria:

Section 31-7-305, Miss. Code Ann. (1972), states: “payments should be delivered to the vendor no later than 45 days of receipt of an undisputed invoice and receipt, inspection and approval of the goods and services.”

Condition:

Five of sixty-seven invoices examined were paid over 45 days after receipt.

Cause:

Procedures need to be implemented and followed to ensure compliance with state laws.

Effect:

The district was not in compliance with Section 31-7-305, Miss. Code Ann. (1972).

Recommendation:

We recommend that the school district comply with Section 31-7-305, Miss. Code Ann. (1972), and ensure that payments are made timely.

Response:

Our district has implemented internal control procedures to ensure timely payment of invoices as of September 1, 2019.

The Office of the State Auditor or a public accounting firm will review, on the subsequent year’s audit engagement, the findings in this report to ensure that corrective action has been taken.

The Pontotoc City School District’s response to the finding included in this report was not audited and, accordingly, we express no opinion on it.

This report is intended solely for the information and use of the school board and management, entities with accreditation overview, and federal awarding agencies, the Office of the State Auditor and pass-through entities and is not intended to be and should not be used by anyone other than these specified parties. However, this report is a matter of public record and its distribution is not limited.

FORTENBERRY & BALLARD, PC

Fortenberry & Ballard, PC
March 19, 2019

Certified Public Accountants

SCHEDULE OF FINDINGS AND QUESTIONED COSTS

Pontotoc City School District

**Schedule of Findings and Questioned Costs
For the Year Ended June 30, 2018**

Section I: Summary of Auditor's Results

Financial Statements:

1. Type of auditor's report issued: Unmodified.
2. Internal control over financial reporting:
 - a. Material weakness(es) identified? No.
 - b. Significant deficiency(ies) identified? Yes.
3. Noncompliance material to financial statements noted? No.

Federal Awards:

4. Internal control over major program:
 - a. Material weakness(es) identified? No.
 - b. Significant deficiency(ies) identified? None reported.
5. Type of auditor's report issued on compliance for major program: Unmodified
6. Any audit findings disclosed that are required to be reported in accordance with 2 CFR 200.516(a)? No.
7. Identification of major program:

CFDA Numbers:	Name of Federal Program or Cluster
10.553, 10.555 & 10.559	Child Nutrition Cluster

8. Dollar threshold used to distinguish between type A and type B programs: \$750,000.
9. Auditee qualified as low-risk auditee? Yes.
10. Prior fiscal year audit findings(s) and questioned costs relative to federal awards which would require the auditee to prepare a summary schedule of prior audit findings in accordance with 2 CFR 200.511(b). No.

Section II: Financial Statements Findings

The results of our tests disclosed the following finding related to the financial statements that is required to be reported by *Government Auditing Standards*.

Significant Deficiency

Finding 2018-001

Criteria:

The district is charged with the responsibility of designing and implementing a system of internal controls surrounding non-payroll expenditures and related liabilities that will effectively reduce the risk of financial statement misstatement and asset misappropriation to an acceptably low level.

Condition:

The controls surrounding the cycle of non-payroll expenditures and related liabilities is not working effectively to reduce the risk of financial statement misstatement.

We performed detailed testing of sixty seven (67) non-payroll expenditure transactions. Our testing showed two (2) instances where invoices were not signed to indicate receipt of goods. We noted thirteen (13) instances where the invoice date preceded the purchase order date. We noted three (3) instances where bids were not obtained according to statutory guidelines. Finally we noted five (5) instances where the invoices were not paid within the 45 days time period.

Cause:

The school district failed to maintain adequate oversight over the issuance of purchase orders.

Effect:

There is an increased risk that misstatements in the area of non-payroll expenditures will exist that will not be corrected in a timely manner by district personnel. This risk means that transactions may not be properly authorized and accurately classified and recorded. This risk further increases the likelihood that the financial statement information will not be complete and that a proper cut-off at the end of the fiscal year will not be made.


Recommendation:

We recommend the district develop a system of sound internal controls surrounding the cycle of non-payroll expenditures and related liabilities and begin steps to implement the system of controls.

Section III: Federal Awards Findings and Questioned Costs

The results of our tests did not disclose any findings and questioned costs related to the federal awards.

AUDITEE'S CORRECTIVE ACTION PLAN



PONTOTOC CITY SCHOOL DISTRICT

"Reaching Higher Levels of Learning"

Dana K. Harlow
School Business Administrator

AUDITEE'S CORRECTIVE ACTION PLAN

As required by Title 2 U.S. Code of Federal Regulations (CFR) Part 200, Uniform Administrative Requirements, Cost principles, and Audit Requirements for Federal Awards (UG), the Pontotoc City School District has prepared and hereby submits the following corrective action plan for the findings included in the Schedule of Findings and Questioned Cost for the year ended June 30, 2018:

Finding

2018-001

Corrective Action Plan Details

- a. Name of Contact Person Responsible for Corrective Action

Name: Dana K. Harlow
Phone Number: (662) 489-3336

- b. Corrective Action Planned:
Our district has developed and implemented an internal control to obtain proper signatures to indicate receipt of goods, obtain bids according to statutory guidelines, ensure timely payment of invoices and issue purchase orders before invoicing for goods and services.

- c. Anticipated Completion Date: January 1, 2019