



The following document was not prepared by the Office of the State Auditor, but was prepared by and submitted to the Office of the State Auditor by a private CPA firm. The document was placed on this web page as it was submitted. The Office of the State Auditor assumes no responsibility for its content or for any errors located in the document. Any questions of accuracy or authenticity concerning this document should be submitted to the CPA firm that prepared the document. The name and address of the CPA firm appears in the document.

COVINGTON COUNTY SCHOOL DISTRICT

Audited Financial Statements  
For the Year Ended June 30, 2019

COVINGTON COUNTY SCHOOL DISTRICT

TABLE OF CONTENTS

INDEPENDENT AUDITOR'S REPORT	1
MANAGEMENT'S DISCUSSION AND ANALYSIS	4
BASIC FINANCIAL STATEMENTS	13
Government-wide Financial Statements	
Exhibit A – Statement of Net Position	14
Exhibit B – Statement of Activities	15
Governmental Funds Financial Statements	
Exhibit C – Balance Sheet	16
Exhibit C-1 – Reconciliation of the Governmental Funds Balance Sheet to the Statement of Net Position	17
Exhibit D – Statement of Revenues, Expenditures and Changes in Fund Balances	18
Exhibit D-1 – Reconciliation of the Governmental Funds Statement of Revenues, Expenditures and Changes in Fund Balances to the Statement of Activities	19
Fiduciary Funds Financial Statements	
Exhibit E – Statement of Fiduciary Net Position	20
Exhibit F – Statement of Changes in Fiduciary Net Position	21
Notes to the Financial Statements	22
REQUIRED SUPPLEMENTARY INFORMATION	45
Budgetary Comparison Schedule – General Fund	46
Schedule of the District's Proportionate Share of the Net Pension Liability	47
Schedule of District Contributions (PERS)	48
Schedule of the District's Proportionate Share of the Net OPEB Liability	49
Schedule of District Contributions (OPEB)	50
Notes to the Required Supplementary Information	51
SUPPLEMENTARY INFORMATION	54
Schedule of Expenditures of Federal Awards	55
Schedule of Instructional, Administrative and Other Expenditures – Governmental Funds	57
OTHER INFORMATION	58
Statement of Revenues, Expenditures and Changes in Fund Balances – General Fund, Last Four Years	59
Statement of Revenues, Expenditures and Changes in Fund Balances – All Governmental Funds, Last Four Years	60
REPORTS ON INTERNAL CONTROL AND COMPLIANCE	61
Independent Auditor's Report on Internal Control Over Financial Reporting and on Compliance and Other Matters Based on an Audit of Financial Statements Performed in Accordance with <i>Government Auditing Standards</i>	62
Independent Auditor's Report on Compliance For Each Major Federal Program; Report on Internal Control Over Compliance Required by the Uniform Guidance	64
INDEPENDENT AUDITOR'S REPORT ON COMPLIANCE WITH STATE LAWS AND REGULATIONS	66
SCHEDULE OF FINDINGS AND QUESTIONED COSTS	69

INDEPENDENT AUDITOR'S REPORT

# BROWN CPA, PLLC

735 Avignon Dr. Suite 1  
Ridgeland, MS 39157

Phone: 601-325-6013  
Fax: 601-202-3038

clint.brown@brownafs.com

---

## INDEPENDENT AUDITOR'S REPORT

Superintendent and School Board  
Covington County School District

### **Report on the Financial Statements**

We have audited the accompanying financial statements of the governmental activities, each major fund, and the aggregate remaining fund information of the Covington County School District as of and for the year ended June 30, 2019, and the related notes to the financial statements, which collectively comprise the Covington County School District's basic financial statements as listed in the table of contents.

### ***Management's Responsibility for the Financial Statements***

Management is responsible for the preparation and fair presentation of these financial statements in accordance with accounting principles generally accepted in the United States of America; this includes the design, implementation, and maintenance of internal control relevant to the preparation and fair presentation of financial statements that are free from material misstatement, whether due to fraud or error.

### ***Auditor's Responsibility***

Our responsibility is to express our opinions on these financial statements based on our audit. We conducted our audit in accordance with auditing standards generally accepted in the United States of America and the standards applicable to financial audits contained in *Government Auditing Standards*, issued by the Comptroller General of the United States. Those standards require that we plan and perform the audit to obtain reasonable assurance about whether the financial statements are free of material misstatement.

An audit involves performing procedures to obtain audit evidence about the amounts and disclosures in the financial statements. The procedures selected depend on the auditor's judgment, including the assessment of the risks of material misstatement of the financial statements, whether due to fraud or error. In making those risk assessments, the auditor considers internal control relevant to the entity's preparation and fair presentation of the financial statements in order to design audit procedures that are appropriate in the circumstances, but not for the purpose of expressing an opinion on the effectiveness of the entity's internal control. Accordingly, we express no such opinion. An audit also includes evaluating the appropriateness of accounting policies used and the reasonableness of significant accounting estimates made by management, as well as evaluating the overall presentation of the financial statements. We believe that the audit evidence we have obtained is sufficient and appropriate to provide a basis for our audit opinion.

### ***Opinion***

In our opinion, the financial statements referred to above present fairly, in all material respects, the respective financial position of the governmental activities, each major fund, and the aggregate remaining fund information of the Covington County School District, as of June 30, 2019, and the respective changes in financial position thereof for the year then ended in accordance with accounting principles generally accepted in the United States of America.

### ***Other Matters***

#### ***Required Supplementary Information***

Accounting principles generally accepted in the United States of America require that the management's discussion and analysis, budgetary comparison information, the Schedule of the District's Proportionate Share of the Net Pension Liability, the Schedule of District Contributions (PERS), the Schedule of the District's Proportionate Share of the Net OPEB Liability, and the Schedule of District Contributions (OPEB)

on pages 4-12 and 45-50 be presented to supplement the basic financial statements. Such information, although not a part of the basic financial statements, is required by the Governmental Accounting Standards Board, who considers it to be an essential part of financial reporting for placing the basic financial statements in an appropriate operational, economic, or historical context. We have applied certain limited procedures to the required supplementary information in accordance with auditing standards generally accepted in the United States of America, which consisted of inquiries of management about the methods of preparing the information and comparing the information for consistency with management's responses to our inquiries, the basic financial statements, and other knowledge we obtained during our audit of the basic financial statements. We do not express an opinion or provide any assurance on the information because the limited procedures do not provide us with sufficient evidence to express an opinion or provide any assurance.

#### *Other Information*

Our audit was conducted for the purpose of forming opinions on the financial statements that collectively comprise the Covington County School District's basic financial statements. The accompanying Schedule of Expenditures of Federal Awards, as required by Title 2 U.S. Code of Federal Regulations Part 200, Uniform Administrative Requirements, Cost Principles, and Audit Requirements for Federal Awards, the Schedule of Instructional, Administrative and Other Expenditures for Governmental Funds, and the other information section, which includes the Statement of Revenues, Expenditures and Changes in Fund Balances—General Fund, Last Four Years and the Statement of Revenues, Expenditures and Changes in Fund Balances—All Governmental Funds, Last Four Years are presented for purposes of additional analysis and are not a required part of the basic financial statements.


The accompanying Schedule of Expenditures of Federal Awards, as required by Title 2 U.S. Code of Federal Regulations Part 200, Uniform Administrative Requirements, Cost Principles, and Audit Requirements for Federal Awards, and the Schedule of Instructional, Administrative and Other Expenditures for Governmental Funds are the responsibility of management and were derived from and relate directly to the underlying accounting and other records used to prepare the basic financial statements. Such information has been subjected to the auditing procedures applied in the audit of the basic financial statements and certain additional procedures, including comparing and reconciling such information directly to the underlying accounting and other records used to prepare the financial statements or to the financial statements themselves, and other additional procedures in accordance with auditing standards generally accepted in the United States of America. In our opinion, the accompanying supplementary information mentioned above is fairly stated in all material respects in relation to the basic financial statements as a whole.

The other information section, which includes the Statement of Revenues, Expenditures and Changes in Fund Balances—General Fund, Last Four Years and the Statement of Revenues, Expenditures and Changes in Fund Balances—All Governmental Funds, Last Four Years has not been subjected to the auditing procedures applied in the audit of the basic financial statements and, accordingly, we do not express an opinion or provide any assurance on it.

#### **Other Reporting Required by *Government Auditing Standards***

In accordance with *Government Auditing Standards*, we have also issued our report dated March 25, 2020, on our consideration of the Covington County School District's internal control over financial reporting and on our tests of its compliance with certain provisions of laws, regulations, contracts and grant agreements and other matters. The purpose of that report is solely to describe the scope of our testing of internal control over financial reporting and compliance and the results of that testing, and not to provide an opinion on the effectiveness of the Covington County School District's internal control over financial reporting or on compliance. That report is an integral part of an audit performed in accordance with *Government Auditing Standards* in considering Covington County School District's internal control over financial reporting and compliance.

Brown CPA, PLLC  
Ridgeland, Mississippi  
March 25, 2020



## MANAGEMENT'S DISCUSSION AND ANALYSIS

COVINGTON COUNTY SCHOOL DISTRICT  
Management's Discussion and Analysis  
For the Year Ended June 30, 2019

The following discussion and analysis of Covington County School District's financial performance provides an overview of the School District's financial activities for the year ended June 30, 2019. The intent of this discussion and analysis is to look at the School District's performance as a whole. Readers are encouraged to review the financial statements and the notes to the financial statements to enhance their understanding of the School District's financial performance.

## FINANCIAL HIGHLIGHTS

- Total net position for 2019 increased \$578,318, including a prior period adjustment of (\$89,057), which represents an 8% increase from fiscal year 2018. Total net position for 2018 decreased \$3,958,407, including a prior period adjustment of (\$3,379,220), which represents a 135% decrease from fiscal year 2017.
- General revenues amounted to \$24,501,165 and \$22,746,569, or 80% and 79% of all revenues for fiscal years 2019 and 2018, respectively. Program specific revenues in the form of charges for services and grants and contributions accounted for \$6,025,628, or 20% of total revenues for 2019, and \$6,078,126, or 21% of total revenues for 2018.
- The District had \$29,859,418 and \$29,403,882 in expenses for fiscal years 2019 and 2018; only \$6,025,628 for 2019 and \$6,078,126 for 2018 of these expenses was offset by program specific charges for services, grants and contributions. General revenues of \$24,501,165 for 2019 were adequate to provide for these programs. General revenues of \$22,746,569 for 2018 were not adequate to provide for these programs.
- Among major funds, the General Fund had \$23,446,382 in revenues and \$22,108,910 in expenditures for 2019, and \$22,370,534 in revenues and \$20,758,662 in expenditures in 2018. The General Fund's fund balance increased by \$576,593 from 2018 to 2019, including a prior period adjustment of (\$76,734), and increased by \$1,058,240 from 2017 to 2018, including a prior period adjustment of \$6,966.
- Capital assets, net of accumulated depreciation, decreased by \$286,838 for 2019 and decreased by \$274,061 for 2018. The decrease for 2019 was due primarily to the increase in accumulated depreciation.
- Long-term debt, including the liability for compensated absences, decreased by \$114,013 for 2019 and increased by \$635,400 for 2018. The decrease for 2019 was due primarily to principal payments on outstanding long-term debt. The liability for compensated absences increased by \$7,877 for 2019 and decreased by \$6,851 for 2018.

## OVERVIEW OF THE FINANCIAL STATEMENTS

This discussion and analysis serves as an introduction to the District's basic financial statements, which include government-wide financial statements, fund financial statements, and notes to the financial statements. This report also contains required supplementary information, supplementary information, and other information.

### Government-wide Financial Statements

The government-wide financial statements are designed to provide the reader with a broad overview of the District's finances. These statements consist of the Statement of Net Position and the Statement of Activities, which are prepared using the flow of economic resources measurement focus and the accrual basis of accounting. The current year's revenues and expenses are taken into account regardless of when cash is received or paid.

The Statement of Net Position presents information on all the District's nonfiduciary assets, deferred outflows, liabilities, and deferred inflows, with the differences between them reported as "net position." Over



COVINGTON COUNTY SCHOOL DISTRICT  
Management's Discussion and Analysis  
For the Year Ended June 30, 2019

time, increases or decreases in the District's net position may serve as a useful indicator of whether its financial position is improving or deteriorating.

The Statement of Activities presents information showing how the District's net position changed during the most recent fiscal year. All changes in net position are reported as soon as the underlying event giving rise to the change occurs, regardless of the timing of related cash flows. Thus, revenues and expenses are reported in this statement for some items that will only result in cash flows in future fiscal periods.

The government-wide financial statements outline functions of the District that are principally supported by property taxes and intergovernmental revenues (governmental activities). The governmental activities of the District include instruction, support services, non-instructional, sixteenth section, pension expense, OPEB expense, and interest on long-term liabilities.

### **Fund Financial Statements**

A fund is a grouping of related accounts that is used to maintain control over resources that have been segregated for specific activities or objectives. The District uses fund accounting to ensure and demonstrate compliance with finance-related legal requirements. All of the funds of the District can be divided into two categories: governmental funds and fiduciary funds.

**Governmental funds** – Most of the District's general activities are reported in its governmental funds. Governmental funds are used to account for essentially the same functions reported as governmental activities in the government-wide financial statements. However, governmental funds are accounted for using the modified accrual basis of accounting and the flow of current financial resources measurement focus. The approach focuses on near-term inflows and outflows of spendable resources, as well as balances of spendable resources available at year end. The governmental fund statements provide a detailed view of the District's near-term financing requirements.

Because the focus of governmental funds is narrower than that of the government-wide financial statements, it is useful to compare the information presented for governmental funds with similar information presented for governmental activities in the government-wide financial statements. By doing so, the reader may gain a better understanding of the long-term impact of the District's near-term financing decisions. The governmental funds Balance Sheet is reconciled to the Statement of Net Position, and the governmental funds Statement of Revenues, Expenditures, and Changes in Fund Balances is reconciled to the Statement of Activities to facilitate this comparison between governmental funds and governmental activities.

The District maintains individual governmental funds in accordance with the *Financial Accounting Manual for Mississippi Public School Districts*. Information is presented separately in the governmental funds Balance Sheet and in the governmental funds Statement of Revenues, Expenditures, and Changes in Fund Balances for all major funds. All non-major funds are combined and presented in these reports as other governmental funds.

**Fiduciary funds** – Fiduciary funds are used to account for resources held for the benefit of parties outside the District. Fiduciary funds are not reflected in the government-wide financial statements because resources of those funds are not available to support the District's own programs. These funds are reported using the accrual basis of accounting. The school district is responsible for ensuring that the assets reported in these funds are used for their intended purpose.

### **Reconciliation of Government-wide and Fund Financial Statements**

The financial statements include two schedules that reconcile the amounts reported on the governmental funds financial statements (modified accrual basis of accounting) with government-wide financial statements (accrual basis of accounting). The following summarizes the major differences between the two statements:

COVINGTON COUNTY SCHOOL DISTRICT  
Management's Discussion and Analysis  
For the Year Ended June 30, 2019

Capital assets used in governmental activities are not reported on governmental funds financial statements.

Capital outlay spending results in capital assets on government-wide financial statements, but is reported as expenditures on the governmental funds financial statements.

Bond and note proceeds result in liabilities on government-wide financial statements, but are recorded as other financing sources on the governmental funds financial statements.

A net pension liability and net OPEB liability result in liabilities on the government-wide financial statements but are not reported on governmental funds financial statements.

Certain other outflows represent either increases or decreases in liabilities on the government-wide financial statements, but are reported as expenditures on the governmental funds financial statements.

#### **Notes to the financial statements**

The notes provide additional information that is essential to a full understanding of the data provided in the government-wide and fund financial statements. The notes to the financial statements can be found immediately following the basic financial statements.

#### **Required Supplementary Information**

In addition to the basic financial statements and accompanying notes, this report also presents budgetary comparison schedules, Schedule of the District's Proportionate Share of the Net Pension Liability, Schedule of District Contributions (PERS), Schedule of the District's Proportionate Share of the Net OPEB Liability, and Schedule of District Contributions (OPEB) as required supplementary information. The District adopts an annual operating budget for all governmental funds. A budgetary comparison schedule has been provided for the General Fund as required by the Governmental Accounting Standards Board.

#### **Supplementary Information**

Additionally, a Schedule of Expenditures of Federal Awards as required by Title 2 U.S. Code of Federal Regulations Part 200, Uniform Administrative Requirements, Cost Principles, and Audit Requirements for Federal Awards and a Schedule of Instructional, Administrative and Other Expenditures for governmental funds can be found in this report.

#### **Other Information**

Although not a required part of the basic financial statements, the Statement of Revenues, Expenditures and Changes in Fund Balances—General Fund, Last Four Years and the Statement of Revenues, Expenditures and Changes in Fund Balances—All Governmental Funds, Last Four Years, is presented for purposes of additional analysis as required by the Mississippi Department of Education.

COVINGTON COUNTY SCHOOL DISTRICT  
Management's Discussion and Analysis  
For the Year Ended June 30, 2019

## GOVERNMENT-WIDE FINANCIAL ANALYSIS

### Net position

Net position may serve over time as a useful indicator of the District's financial position. Liabilities and deferred inflows of resources exceeded assets and deferred outflows of resources by \$6,316,364 as of June 30, 2019.

The District's financial position is a product of several financial transactions including the net result of activities, the acquisition and payment of debt, the acquisition and disposal of capital assets and the depreciation of capital assets.

Table 1 presents a summary of the District's net position at June 30, 2019 and June 30, 2018.

**Table 1**  
**Condensed Statement of Net Position**

	June 30, 2019	June 30, 2018	Percentage Change
Current assets	\$ 12,489,087	\$ 12,118,285	3.06 %
Restricted assets	14,948,694	13,281,297	12.55 %
Capital assets, net	10,654,338	10,941,176	(2.62) %
<b>Total assets</b>	<b>38,092,119</b>	<b>36,340,758</b>	<b>4.82 %</b>
<b>Deferred outflows of resources</b>	<b>2,983,535</b>	<b>4,165,295</b>	<b>(28.37) %</b>
Current liabilities	72,988	337,322	(78.36) %
Long-term debt outstanding	3,791,215	3,905,228	(2.92) %
Net OPEB liability	2,643,676	2,586,760	2.20 %
Net pension liability	39,612,917	39,406,088	0.52 %
<b>Total liabilities</b>	<b>46,120,796</b>	<b>46,235,398</b>	<b>(0.25) %</b>
<b>Deferred inflows of resources</b>	<b>1,271,222</b>	<b>1,165,337</b>	<b>9.09 %</b>
<b>Net position:</b>			
Net investment in capital assets	7,133,977	7,298,925	(2.26) %
Restricted	18,708,487	16,993,493	10.09 %
Unrestricted	(32,158,828)	(31,187,100)	(3.12) %
<b>Total net position</b>	<b>\$ (6,316,364)</b>	<b>\$ (6,894,682)</b>	<b>8.39 %</b>

Additional information on unrestricted net position:

In connection with the application of standards on accounting and financial reporting for pensions and OPEB, management presents the following additional information:

Total unrestricted net position (deficit)	\$ (32,158,828)
Less unrestricted deficit in net position resulting from recognition of the net pension liability and net OPEB liability including the related deferred outflows and deferred inflows	40,544,280
Unrestricted net position, exclusive of the net pension liability and net OPEB liability effect	<u>\$ 8,385,452</u>

COVINGTON COUNTY SCHOOL DISTRICT  
Management's Discussion and Analysis  
For the Year Ended June 30, 2019

The following are significant current year transactions that have had an impact on the Statement of Net Position.

- Decrease in net capital assets in the amount of \$286,838.
- The principal retirement of \$121,890 of long-term debt.

**Changes in net position**

The District's total revenues for the fiscal years ended June 30, 2019 and June 30, 2018 were \$30,526,793 and \$28,824,695, respectively. The total cost of all programs and services was \$29,859,418 for 2019 and \$29,403,882 for 2018.

Table 2 presents a summary of the changes in net position for the fiscal years ended June 30, 2019 and June 30, 2018.

**Table 2**  
**Changes in Net Position**

	Year Ended June 30, 2019	Year Ended June 30, 2018	Percentage Change
<b>Revenues:</b>			
Program revenues:			
Charges for services	\$ 696,840	\$ 716,107	(2.69) %
Operating grants and contributions	5,328,788	5,362,019	(0.62) %
General revenues:			
Property taxes	8,394,480	7,727,025	8.64 %
Grants and contributions not restricted	13,857,644	13,881,948	(0.18) %
Investment earnings	978,879	190,618	413.53 %
Sixteenth section sources	1,053,962	726,156	45.14 %
Other	216,200	220,822	(2.09) %
<b>Total revenues</b>	<b>30,526,793</b>	<b>28,824,695</b>	<b>5.90 %</b>
<b>Expenses:</b>			
Instruction	14,983,987	14,286,487	4.88 %
Support services	8,974,444	8,213,966	9.26 %
Non-instructional	1,673,119	1,729,989	(3.29) %
Sixteenth section	68,583	142,218	(51.78) %
Pension expense	3,944,415	4,802,143	(17.86) %
OPEB expense	134,724	128,640	4.73 %
Interest on long-term liabilities	80,146	100,439	(20.20) %
<b>Total expenses</b>	<b>29,859,418</b>	<b>29,403,882</b>	<b>1.55 %</b>
<b>Increase (Decrease) in net position</b>	<b>667,375</b>	<b>(579,187)</b>	<b>215.23 %</b>
<b>Net Position, July 1, as previously reported</b>	<b>(6,894,682)</b>	<b>(2,936,275)</b>	<b>(134.81) %</b>
<b>Prior Period Adjustment</b>	<b>(89,057)</b>	<b>(3,379,220)</b>	<b>97.36 %</b>
<b>Net Position, July 1, as restated</b>	<b>(6,983,739)</b>	<b>(6,315,495)</b>	<b>(10.58) %</b>
<b>Net Position, June 30</b>	<b>\$ (6,316,364)</b>	<b>\$ (6,894,682)</b>	<b>8.39 %</b>

COVINGTON COUNTY SCHOOL DISTRICT  
Management's Discussion and Analysis  
For the Year Ended June 30, 2019

**Governmental activities**

The following table presents the cost of seven major District functional activities: instruction, support services, non-instructional, sixteenth section, pension expense, OPEB expense and interest on long-term liabilities. The table also shows each functional activity's net cost (total cost less charges for services generated by the activities and intergovernmental aid provided for specific programs). The net cost presents the financial burden that was placed on the State and District's taxpayers by each of these functions.

**Table 3  
Net Cost of Governmental Activities**

	<b>Total Expenses</b>		<b>Percentage Change</b>
	<b>2019</b>	<b>2018</b>	
Instruction	\$ 14,983,987	\$ 14,286,487	4.88 %
Support services	8,974,444	8,213,966	9.26 %
Non-instructional	1,673,119	1,729,989	(3.29) %
Sixteenth section	68,583	142,218	(51.78) %
Pension Expense	3,944,415	4,802,143	(17.86) %
OPEB Expense	134,724	128,640	4.73 %
Interest on long-term liabilities	80,146	100,439	(20.20) %
<b>Total expenses</b>	<b>\$ 29,859,418</b>	<b>\$ 29,403,882</b>	<b>1.55 %</b>

	<b>Net (Expense) Revenue</b>		<b>Percentage Change</b>
	<b>2019</b>	<b>2018</b>	
Instruction	\$ (12,104,306)	\$ (11,568,864)	4.63 %
Support services	(7,804,228)	(6,906,014)	13.01 %
Non-instructional	295,907	322,164	(8.15) %
Sixteenth section	(61,878)	(141,820)	(56.37) %
Pension Expense	(3,944,415)	(4,802,143)	(17.86) %
OPEB Expense	(134,724)	(128,640)	4.73 %
Interest on long-term liabilities	(80,146)	(100,439)	(20.20) %
<b>Total net (expense) revenue</b>	<b>\$ (23,833,790)</b>	<b>\$ (23,325,756)</b>	<b>2.18 %</b>

- Net cost of governmental activities (\$23,833,790 for 2019 and \$23,325,756 for 2018) was financed by general revenue, which is primarily made up of property taxes (\$8,394,480 for 2019 and \$7,727,025 for 2018) and state and federal revenues (\$13,857,644 for 2019 and \$13,881,948 for 2018). In addition, there was \$1,053,962 and \$726,156 in Sixteenth Section sources for 2019 and 2018, respectively.
- Investment earnings amounted to \$978,879 for 2019 and \$190,618 for 2018.

**FINANCIAL ANALYSIS OF THE DISTRICT'S FUNDS**

As noted earlier, the District uses fund accounting to ensure and demonstrate compliance with finance-related legal requirements.

**Governmental funds.** The focus of the District's governmental funds is to provide information on current inflows, outflows and balances of spendable resources. Such information is useful in assessing the District's financing requirements. In particular, unassigned fund balance may serve as a useful measure of the District's net resources available for spending at the end of the fiscal year.

The financial performance of the District as a whole is reflected in its governmental funds. As the District

COVINGTON COUNTY SCHOOL DISTRICT  
Management's Discussion and Analysis  
For the Year Ended June 30, 2019

completed the year, its governmental funds reported a combined fund balance of \$27,389,759, an increase of \$2,301,342, which includes a prior period adjustment of (\$89,057) and a decrease in inventory of \$19,296. \$8,368,134, or 31% of the fund balance is unassigned, which represents the residual classification for the General Fund's fund balance that has not been assigned to other funds and that has not been restricted, committed, or assigned to specific purposes within the general fund. The remaining fund balance of \$19,021,625, or 69% is either non-spendable, restricted, committed or assigned to indicate that it is not available for spending except only for the purposes to which it is restricted, committed or assigned.

The General Fund is the principal operating fund of the District. The increase in fund balance in the General Fund for the fiscal year was \$576,593, which includes a prior period adjustment of (\$76,734). The fund balance of Other Governmental Funds showed an increase in the amount of \$550,582, which includes a prior period adjustment of (\$12,323) and a decrease in inventory of \$19,296. The increase (decrease) in the fund balances for the other major funds were as follows:

<u>Major Fund</u>	<u>Increase (Decrease)</u>
Sixteenth Section Principal Fund	\$ 1,174,167

## BUDGETARY HIGHLIGHTS

During the year, the District revised the annual operating budget. Budget revisions were made to address and correct the original budgets to reflect more accurately the sources and uses of funding for the School District. Budget revisions during the fiscal year were routine in nature and were insignificant when compared to total revenues and expenditures of the District.

A schedule showing the original and final budget amounts compared to the District's actual financial activity for the General Fund is provided in this report as required supplementary information.

## CAPITAL ASSETS AND DEBT ADMINISTRATION

**Capital Assets.** As of June 30, 2019, the District's total capital assets were \$24,795,827, including land, school buildings, building improvements and other improvements, buses, other school vehicles, furniture and equipment, and leased property under capital leases. This amount represents a gross increase of \$253,922 from 2018. Total accumulated depreciation as of June 30, 2019, was \$14,141,489, and total depreciation expense for the year was \$549,814, resulting in total net capital assets of \$10,654,338.

**Table 4**  
**Capital Assets, Net of Accumulated Depreciation**

	<u>June 30, 2019</u>	<u>June 30, 2018</u>	<u>Percentage Change</u>
Land	\$ 113,504	\$ 113,504	0.00 %
Buildings	6,465,393	6,639,379	(2.62) %
Building improvements	2,348,131	2,494,170	(5.86) %
Improvements other than buildings	117,225	126,925	(7.64) %
Mobile equipment	762,675	638,892	19.37 %
Furniture and equipment	200,484	201,622	(0.56) %
Leased property under capital leases	646,926	726,684	(10.98) %
<b>Total</b>	<b><u>\$ 10,654,338</u></b>	<b><u>\$ 10,941,176</u></b>	<b>(2.62) %</b>

Additional information on the District's capital assets can be found in Note 5 included in this report.

COVINGTON COUNTY SCHOOL DISTRICT  
Management's Discussion and Analysis  
For the Year Ended June 30, 2019

**Debt Administration.** At June 30, 2019, the District had \$3,791,215 in outstanding long-term debt, of which \$138,628 is due within one year. During the fiscal year, the District made principal payments totaling \$121,890 on outstanding long-term debt. The liability for compensated absences increased \$7,877 from the prior year.

**Table 5**  
**Outstanding Long-Term Debt**

	<u>June 30, 2019</u>	<u>June 30, 2018</u>	<u>Percentage Change</u>
Obligations under capital leases	\$ 520,361	\$ 642,251	(18.98) %
Qualified school construction bonds payable	3,000,000	3,000,000	0.00 %
Compensated absences payable	<u>270,854</u>	<u>262,977</u>	3.00 %
<b>Total</b>	<b><u>\$ 3,791,215</u></b>	<b><u>\$ 3,905,228</u></b>	<b>(2.92) %</b>

Additional information on the District's long-term debt can be found in Note 6 included in this report.

## **CURRENT ISSUES**

The Covington County School District is financially stable. The District is proud of its community support of the public schools.

The District has committed itself to financial excellence for many years. The District's system of financial planning, budgeting, and internal financial controls is well regarded. The District plans to continue its sound fiscal management to meet the challenges of the future.

The District actively pursues grant funding to supplement the local, state, and federal revenues.

## **CONTACTING THE DISTRICT'S FINANCIAL MANAGEMENT**

If you have any questions about this report or need additional financial information, contact the Superintendent's Office of the Covington County School District, P.O. Box 1269, Collins, MS 39428.

## FINANCIAL STATEMENTS



**COVINGTON COUNTY SCHOOL DISTRICT**

**Statement of Net Position  
June 30, 2019**

**Exhibit A**

	Governmental Activities
<b>Assets</b>	
Cash and cash equivalents	\$ 11,956,143
Due from other governments	432,096
Accrued interest receivable	44,992
Other receivables, net	434
Inventories	55,378
Prepaid items	44
Restricted assets	14,948,694
Capital assets, non-depreciable:	
Land	113,504
Capital assets, net of accumulated depreciation:	
Buildings	6,465,393
Building improvements	2,348,131
Improvements other than buildings	117,225
Mobile equipment	762,675
Furniture and equipment	200,484
Leased property under capital leases	646,926
Total Assets	<u>38,092,119</u>
<b>Deferred Outflows of Resources</b>	
Deferred outflows - pensions	2,774,998
Deferred outflows - OPEB	208,537
Total Deferred Outflows of Resources	<u>2,983,535</u>
<b>Liabilities</b>	
Accounts payable and accrued liabilities	15,383
Unearned revenue	32,639
Interest payable on long-term liabilities	24,966
Long-term liabilities, due within one year:	
Capital related liabilities	125,085
Non-capital related liabilities	13,543
Net OPEB liability	111,372
Long-term liabilities, due beyond one year:	
Capital related liabilities	3,395,276
Non-capital related liabilities	257,311
Net pension liability	39,612,917
Net OPEB liability	2,532,304
Total Liabilities	<u>46,120,796</u>
<b>Deferred Inflows of Resources</b>	
Deferred inflows - pensions	1,082,855
Deferred inflows - OPEB	188,367
Total Deferred Inflows of Resources	<u>1,271,222</u>
<b>Net Position</b>	
Net investment in capital assets	7,133,977
Restricted for:	
Expendable:	
School-based activities	2,865,719
Debt service	2,179,254
Forestry improvements	38,417
Unemployment benefits	55,366
Non-expendable:	
Sixteenth section	13,569,731
Unrestricted	(32,158,828)
Total Net Position (deficit)	<u>\$ (6,316,364)</u>

The notes to the financial statements are an integral part of this statement.

**COVINGTON COUNTY SCHOOL DISTRICT**

**Statement of Activities**

**For the Year Ended June 30, 2019**

**Exhibit B**

						Net (Expense)
						Revenue and
						Changes in
						Net Position
		Program Revenues				
			Operating	Capital		
Functions/Programs	Expenses	Charges for	Grants and	Grants and		Governmental
		Services	Contributions	Contributions		Activities
Governmental Activities:						
Instruction	\$ 14,983,987	\$ 406,044	\$ 2,473,637	\$ -		\$ (12,104,306)
Support services	8,974,444	-	1,170,216	-		(7,804,228)
Non-instructional	1,673,119	284,091	1,684,935	-		295,907
Sixteenth section	68,583	6,705	-	-		(61,878)
Pension expense	3,944,415	-	-	-		(3,944,415)
OPEB expense	134,724	-	-	-		(134,724)
Interest on long-term liabilities	80,146	-	-	-		(80,146)
Total Governmental Activities	\$ 29,859,418	\$ 696,840	\$ 5,328,788	\$ -		\$ (23,833,790)

**General Revenues:**

**Taxes:**

General purpose levies 8,117,038

Debt purpose levies 277,442

**Unrestricted grants and contributions:**

State 13,822,544

Federal 35,100

Unrestricted investment earnings 978,879

Sixteenth section sources 1,053,962

Other 216,200

**Total General Revenues 24,501,165**

**Change in Net Position 667,375**

Net Position - Beginning, as previously reported (6,894,682)

Prior Period Adjustments (89,057)

**Net Position - Beginning, as restated (6,983,739)**

**Net Position (deficit) - Ending \$ (6,316,364)**

The notes to the financial statements are an integral part of this statement.

**COVINGTON COUNTY SCHOOL DISTRICT**  
**Governmental Funds**

**Balance Sheet**  
**June 30, 2019**

**Exhibit C**

	Major Funds			
	General Fund	Sixteenth Section Principal Fund	Other Governmental Funds	Total Governmental Funds
<b>Assets</b>				
Cash and cash equivalents	\$ 8,965,963	\$ 4,781,999	\$ 2,990,180	\$ 16,738,142
Cash with fiscal agents	-	333,054	19,573	352,627
Investments	-	8,248,068	1,566,000	9,814,068
Due from other governments	251,592	-	170,350	421,942
Accrued interest receivable	-	34,647	10,345	44,992
Other receivables, net	434	-	-	434
Due from other funds	138,659	-	-	138,659
Advance to other funds	-	689,861	-	689,861
Inventories	-	-	55,378	55,378
Prepaid items	44	-	-	44
Total assets	<u>\$ 9,356,692</u>	<u>\$ 14,087,629</u>	<u>\$ 4,811,826</u>	<u>\$ 28,256,147</u>
<b>Liabilities and Fund Balances</b>				
<b>Liabilities:</b>				
Accounts payable and accrued liabilities	\$ 10,481	\$ -	\$ 4,902	\$ 15,383
Due to other funds	-	-	128,505	128,505
Advances from other funds	689,861	-	-	689,861
Unavailable revenue - federal programs	-	-	32,639	32,639
Total Liabilities	<u>700,342</u>	<u>-</u>	<u>166,046</u>	<u>866,388</u>
<b>Fund Balances:</b>				
<b>Nonspendable:</b>				
Inventory	-	-	55,378	55,378
Permanent fund principal	-	12,879,870	-	12,879,870
Advances	-	689,861	-	689,861
Prepaid items	44	-	-	44
<b>Restricted:</b>				
Debt service	-	-	2,204,220	2,204,220
Forestry improvement purposes	-	-	38,417	38,417
Grant activities	-	-	206,337	206,337
Unemployment benefits	-	-	55,366	55,366
Food Service	-	-	1,394,443	1,394,443
Wood Endowment	-	-	691,619	691,619
School based activities	-	517,898	-	517,898
<b>Assigned:</b>				
Activity/Athletic funds	288,172	-	-	288,172
<b>Unassigned</b>	<u>8,368,134</u>	<u>-</u>	<u>-</u>	<u>8,368,134</u>
Total Fund Balances	<u>8,656,350</u>	<u>14,087,629</u>	<u>4,645,780</u>	<u>27,389,759</u>
Total Liabilities and Fund Balances	<u>\$ 9,356,692</u>	<u>\$ 14,087,629</u>	<u>\$ 4,811,826</u>	<u>\$ 28,256,147</u>

The notes to the financial statements are an integral part of this statement.

**COVINGTON COUNTY SCHOOL DISTRICT**  
**Governmental Funds**

**Reconciliation of the Governmental Funds Balance Sheet to the Statement of Net Position**  
**June 30, 2019**

**Exhibit C-1**

**Total fund balances for governmental funds** **\$ 27,389,759**

Amounts reported for governmental activities in the statement of Net Position are different because:

1.	Capital assets used in governmental activities are not financial resources and therefore are not reported in the funds:		
	Land	\$ 113,504	
	Buildings	14,303,435	
	Building improvements	3,650,975	
	Improvements other than buildings	242,487	
	Mobile equipment	4,471,959	
	Furniture and equipment	1,127,267	
	Leased property under capital leases	886,200	
	Accumulated depreciation	<u>(14,141,489)</u>	10,654,338
2.	Some liabilities, including net pension obligations, are not due and payable in the current period and, therefore, are not reported in the funds:		
	Net pension liability	(39,612,917)	
	Deferred outflows and inflows of resources related to pensions are applicable to future periods and, therefore, are not reported in the funds:		
	Deferred outflows of resources related to pensions	2,774,998	
	Deferred inflows of resources related to pensions	<u>(1,082,855)</u>	(37,920,774)
3.	Some liabilities, including net OPEB obligations, are not due and payable in the current period and, therefore, are not reported in the funds:		
	Net OPEB liability	(2,643,676)	
	Deferred outflows and inflows of resources related to OPEB are applicable to future periods and, therefore, are not reported in the funds:		
	Deferred outflows of resources related to OPEB	208,537	
	Deferred inflows of resources related to OPEB	<u>(188,367)</u>	(2,623,506)
4.	Long-term liabilities and related accrued interest are not due and payable in the current period and therefore are not reported in the funds:		
	Other bonds payable	(3,000,000)	
	Capital lease obligations	(520,361)	
	Compensated absences	(270,854)	
	Accrued interest payable	<u>(24,966)</u>	(3,816,181)
	<b>Net Position of governmental activities</b>		<u><u>\$ (6,316,364)</u></u>

The notes to the financial statements are an integral part of this statement.

**COVINGTON COUNTY SCHOOL DISTRICT**  
**Governmental Funds**

**Statement of Revenues, Expenditures and Changes in Fund Balances**  
**For the Year Ended June 30, 2019**

**Exhibit D**

	Major Funds			Total
	General	Sixteenth	Other	Total
	Fund	Section Principal	Governmental	Governmental
	Fund	Fund	Funds	Funds
<b>Revenues:</b>				
Local sources	\$ 8,798,414	\$ -	\$ 822,003	\$ 9,620,417
State sources	14,084,411	-	631,114	14,715,525
Federal sources	36,136	-	4,434,771	4,470,907
Sixteenth section sources	527,421	1,174,167	18,356	1,719,944
Total Revenues	23,446,382	1,174,167	5,906,244	30,526,793
<b>Expenditures:</b>				
Instruction	13,676,671	-	2,833,734	16,510,405
Support services	8,345,697	-	1,204,591	9,550,288
Noninstructional services	-	-	1,780,042	1,780,042
Sixteenth section	48,844	-	19,739	68,583
Debt service:				
Principal	-	-	121,890	121,890
Interest	37,698	-	41,139	78,837
Other	-	-	2,500	2,500
Total Expenditures	22,108,910	-	6,003,635	28,112,545
Excess (Deficiency) of Revenues over (under) Expenditures	1,337,472	1,174,167	(97,391)	2,414,248
<b>Other Financing Sources (Uses):</b>				
Payments held by escrow agent	-	-	228,555	228,555
Payment to QSCB debt escrow agent	-	-	(228,555)	(228,555)
Operating transfers in	73,250	-	786,322	859,572
Operating transfers out	(752,842)	-	(106,730)	(859,572)
Other financing uses	(4,553)	-	-	(4,553)
Total Other Financing Sources (Uses)	(684,145)	-	679,592	(4,553)
Net Change in Fund Balances	653,327	1,174,167	582,201	2,409,695
<b>Fund Balances:</b>				
July 1, 2018, as previously reported	8,079,757	12,913,462	4,095,198	25,088,417
Prior period adjustments	(76,734)	-	(12,323)	(89,057)
July 1, 2018, as restated	8,003,023	12,913,462	4,082,875	24,999,360
Increase (Decrease) in inventory	-	-	(19,296)	(19,296)
June 30, 2019	\$ 8,656,350	\$ 14,087,629	\$ 4,645,780	\$ 27,389,759

The notes to the financial statements are an integral part of this statement.

**COVINGTON COUNTY SCHOOL DISTRICT**  
**Governmental Funds**

**Reconciliation of the Governmental Funds Statement of Revenues,  
Expenditures and Changes in Fund Balances to the Statement of Activities  
For the Year Ended June 30, 2019**

**Exhibit D-1**

**Net change in fund balances - total governmental funds** **\$ 2,409,695**

Amounts reported for governmental activities in the statement of activities are different because:

1. Governmental funds report capital outlay as expenditures. However, in the statement of activities, the cost of capital assets is allocated over their estimated useful lives as depreciation expense. In the current period, these amounts are:

Capital outlay	\$ 264,591	
Depreciation expense	<u>(549,814)</u>	(285,223)

2. In the statement of activities, only the gain/loss on the sale of assets is reported, while in the governmental funds, the proceeds from the sale increases financial resources. Thus, the change in Net Position differs from the change in fund balance by the cost of the assets sold. (1,615)

3. The issuance of long-term debt provides current financial resources to governmental funds, while the repayment of the principal of long-term debt consumes the current financial resources of governmental funds. Neither transaction, however, has any effect on Net Position. Also, governmental funds report the effect of premiums, discounts and the difference between the carrying value of refunded debt and the acquisition cost of refunded debt when debt is first issued. These amounts are deferred and amortized in the statement of activities:

Payments of debt principal	121,890	
Accrued interest payable	<u>1,191</u>	123,081

4. Some items relating to pensions and reported in the statement of activities do not provide or require the use of current financial resources and therefore are not reported as revenues/expenditures in the governmental funds. The activities include:

Pension expense	(3,944,415)	
Contributions subsequent to the measurement date	<u>2,409,731</u>	(1,534,684)

5. Some items relating to OPEB and reported in the statement of activities do not provide or require the use of current financial resources and therefore are not reported as revenues/expenditures in the governmental funds. The activities include:

OPEB expense	(134,724)	
Contributions subsequent to the measurement date	<u>118,018</u>	(16,706)

6. Some items reported in the statement of activities do not provide or require the use of current financial resources and therefore are not reported as revenues/expenditures in governmental funds. These activities include:

Change in compensated absences	(7,877)	
Change in inventory	<u>(19,296)</u>	(27,173)

**Change in Net Position of governmental activities** **\$ 667,375**

The notes to the financial statements are an integral part of this statement.

**COVINGTON COUNTY SCHOOL DISTRICT**  
**Fiduciary Funds**

**Statement of Fiduciary Net Position**  
**June 30, 2019**

**Exhibit E**

	Private-Purpose Trust Funds	Agency Funds
<b>Assets</b>		
Cash and cash equivalents	\$ 12	\$ 1,298,180
Total Assets	<u>12</u>	<u>\$ 1,298,180</u>
<b>Liabilities</b>		
Accounts payable and accrued liabilities	-	\$ 1,193,347
Due to other funds	-	10,154
Due to student clubs	-	94,679
Total Liabilities	<u>-</u>	<u>\$ 1,298,180</u>
<b>Net Position</b>		
Held in trust	<u>12</u>	
Total Net Position	<u>\$ 12</u>	

The notes to the financial statements are an integral part of this statement.

**COVINGTON COUNTY SCHOOL DISTRICT**

**Fiduciary Funds**

**Statement of Changes in Fiduciary Net Position  
For the Year Ended June 30, 2019**

**Exhibit F**

	Private-Purpose Trust Funds
<b>Additions</b>	
Contributions and donations from private sources	\$ 5
Total Additions	5
<b>Deductions</b>	
Scholarships awarded	5
Total Deductions	5
Change in Net Position	-
<b>Net Position</b>	
July 1, 2018	12
June 30, 2019	\$ 12

The notes to the financial statements are an integral part of this statement.



COVINGTON COUNTY SCHOOL DISTRICT  
Notes to the Financial Statements  
For the Year Ended June 30, 2019

**Note 1 – Summary of Significant Accounting Policies**

The accompanying financial statements of the school district have been prepared in conformity with generally accepted accounting principles (GAAP) as prescribed by the Governmental Accounting Standards Board (GASB). GASB is the accepted standard-setting body for governmental accounting and financial reporting principles. The most significant of the school district's accounting policies are described below.

**A. Financial Reporting Entity**

As defined by accounting principles generally accepted in the United States of America, the school district is considered a "primary government." The school district is governed by a five member board to which each member is elected by the citizens of each defined county district.

For financial reporting purposes, Covington County School District has included all funds and organizations. The District has also considered all potential component units for which it is financially accountable and other organizations for which the nature and significance of their relationship with the District are such that exclusion would cause the District's financial statements to be misleading or incomplete. The Governmental Accounting Standards Board has set forth criteria to be considered in determining financial accountability. These criteria include appointing a voting majority of an organization's governing body and (1) the ability of the District to impose its will on that organization or (2) the potential for the organization to provide specific benefits to or impose specific financial burdens on the District.

**B. Government-wide and Fund Financial Statements**

Government-wide Financial Statements – The Statement of Net Position and the Statement of Activities report information on all of the non-fiduciary activities of the District. For the most part, the effect of inter-fund activity has been removed from these statements. Governmental activities, which normally are supported by tax and intergovernmental revenues, are reported separately from business type activities, which rely to a significant extent on fees and charges for support.

The Statement of Net Position presents the District's non-fiduciary assets, deferred outflows, liabilities, and deferred inflows with the difference reported as net position. Net position is reported in three categories:

1. Net investment in capital assets consists of capital assets, net of accumulated depreciation, and reduced by outstanding balances of bonds, notes and other debt attributable to the acquisition, construction or improvement of those assets.
2. Restricted net position results when constraints placed on net position use are either externally imposed or imposed by law through constitutional provisions or enabling legislation.
3. Unrestricted net position consists of net position not meeting the definition of the two preceding categories. Unrestricted net position often has constraints on resources imposed by management which can be removed or modified.

The Statement of Activities demonstrates the degree to which the direct expenses of a given function, or segment, are offset by program revenues. Direct expenses are those clearly identifiable with a specific function. Program revenues include 1) charges to customers or applicants who purchase, use, or directly benefit from goods, services, or privileges provided by a given function and 2) grants, contributions and interest restricted to meeting the operational or capital requirements of a particular function. Property taxes and other items not included among program revenues are reported instead as general revenues.

COVINGTON COUNTY SCHOOL DISTRICT  
Notes to the Financial Statements  
For the Year Ended June 30, 2019

Fund Financial Statements - Separate financial statements are provided for governmental and fiduciary funds, even though the latter are excluded from the government-wide financial statements. Major individual governmental funds are reported in separate columns in the fund financial statements. All remaining governmental funds are aggregated and reported as other governmental funds.

The school district reports the following major governmental funds:

General Fund - This is the school district's primary operating fund. The general fund is used to account for and report all financial resources not accounted for and reported in another fund.

Sixteenth Section Principal Fund - This is a permanent fund that accounts for the non-expendable revenues associated with earnings on sixteenth section lands and the investment earnings of these non-expendable resources.

All other governmental funds not meeting the criteria established for major funds are presented in the other governmental column of the fund financial statements.

The school district also reports fiduciary funds which focus on net position and changes in net position. The District's fiduciary funds include the following:

Payroll Clearing Fund - This fund is used as a clearing fund for payroll type transactions.

Student Club Funds - These various funds account for the monies raised through school club activities and fund raisers and club related expenditures approved by the individual clubs.

Future Teacher Endowment Fund - This fund serves as a private-purpose trust fund used to report a trust arrangement, other than those properly reported elsewhere, in which the principal and income benefit individuals.

Scholarship Funds - These various funds serve as private-purpose trust funds used to report trust arrangements, other than those properly reported elsewhere, in which scholarships are provided to students of the school district.

Accounts Payable Clearing Fund - This fund is used as a clearing fund for non-payroll type transactions.

Additionally, the school district reports the following fund types:

#### GOVERNMENTAL FUNDS

Special Revenue Funds - Special Revenue Funds are used to account for and report the proceeds of specific revenue sources that are restricted or committed to expenditure for specified purposes other than debt service or capital projects.

Debt Service Funds - Debt Service Funds are used to account for and report financial resources that are restricted, committed, or assigned to expenditure for principal and interest.

Permanent Funds - Permanent Funds are used to account for and report resources that are restricted to the extent that only earnings, and not the principal, may be used for purposes that support the district's programs.

#### FIDUCIARY FUNDS

Private-purpose Trust Funds - Private-purpose trust funds are used to report all trust arrangements, other than those properly reported elsewhere, in which the principal and income benefit individuals, private organizations or other governments.

COVINGTON COUNTY SCHOOL DISTRICT  
Notes to the Financial Statements  
For the Year Ended June 30, 2019

Agency Funds - Agency Funds are used to report resources held by the district in a purely custodial capacity (assets equal liabilities) and do not involve measurement of results of operations.

**C. Measurement Focus, Basis of Accounting, and Financial Statement Presentation**

In the government-wide Statement of Net Position and Statement of Activities, governmental activities are presented using the economic resources measurement focus and the accrual basis of accounting, as are the Fiduciary Fund financial statements. Revenues are recorded when earned, and expenses are recorded when a liability is incurred or economic asset used, regardless of the timing of the related cash flows. Grants and similar items are recognized as revenue as soon as all eligibility requirements imposed by the provider have been met.

Governmental fund financial statements are reported using the current financial resources measurement focus and the modified accrual basis of accounting. Revenues are recognized as soon as they are both measurable and available. Measurable means knowing or being able to reasonably estimate the amount. Revenues are considered to be available when they are collectible within the current period or soon enough thereafter to pay liabilities of the current period. For this purpose, the government considers revenues to be available if they are collected within 60 days after year end. Expenditures (including capital outlay) are recorded when the related fund liability is incurred, as under accrual accounting. However, debt service expenditures, as well as expenditures related to compensated absences and judgments, are recorded only when payment is due.

Federal grants and assistance awards made on the basis of entitlement periods are recorded as receivables and revenues when entitlement occurs. Federal reimbursement type grants are recorded as revenues when the related expenditures are recognized. Use of grant resources is conditioned upon compliance with terms of the grant agreements and applicable federal regulations, which include subjecting grants to financial and compliance audits.

Property taxes, intergovernmental revenues (shared revenues, grants and reimbursements from other governments) and interest associated with the current fiscal period are all considered to be susceptible to accrual.

Ad valorem property taxes are levied by the governing authority of the county on behalf of the school district based upon an order adopted by the school board of the school district requesting an ad valorem tax effort in dollars. Since the taxes are not levied and collected by the school district, the revenues to be generated by the annual levies are not recognized until the taxes are actually collected by the tax levying authority.

Capital asset acquisitions are reported as expenditures in governmental funds. Proceeds of general long-term debt and acquisitions under capital leases are reported as other financing sources.

Under the terms of grant agreements, the District funds certain programs by a combination of specific cost-reimbursement grants and general revenues. Thus, when program expenses are incurred, there is both restricted and unrestricted net position available to finance the program. It is the District's policy to first apply cost-reimbursement grant resources to such programs and then general revenues.

The effect of inter-fund activity has been eliminated from the government-wide statements.

Revenues from the Mississippi Adequate Education Program are appropriated on a fiscal year basis and are recorded at the time the revenues are received from the State of Mississippi.

The account classifications used in the financial statements conform to the broad classifications recommended in *Governmental Accounting, Auditing, and Financial Reporting*, issued in 2012 by

COVINGTON COUNTY SCHOOL DISTRICT  
Notes to the Financial Statements  
For the Year Ended June 30, 2019

the Government Finance Officers Association and are consistent with the broad classifications recommended in *Financial Accounting for Local and State School Systems, 2014*, issued by the U.S. Department of Education.

**D. Encumbrances**

An encumbrance system is not maintained to account for commitments resulting from approved purchase orders, work orders and contracts.

**E. Assets, liabilities, deferred outflows/inflows, and net position/fund balances**

**1. Cash, Cash equivalents and Investments**

**Cash and cash equivalents**

The district's cash and cash equivalents are considered to be cash on hand, demand deposits, and short-term investments with original maturities of three months or less from the date of acquisition. The school district deposits excess funds in the financial institutions selected by the school board. State statutes specify how these depositories are to be selected.

**Investments**

The school district can invest its excess funds, as permitted by Section 29-3-113, Miss. Code Ann. (1972), in interest-bearing deposits or other obligations of the types described in Section 27-105-33, Miss. Code Ann. (1972), or in any other type investment in which any other agency, instrumentality or subdivision of the State of Mississippi may invest, except that 100% of said funds are authorized to be so invested.

For accounting purposes, certificates of deposit are classified as investments if they have an original maturity greater than three months when acquired.

Investments for the district are reported at fair market value.

**2. Receivables and payables**

Activities between funds that are representative of lending/borrowing arrangements outstanding at the end of the fiscal year are referred to as either "due to/from other funds" (i.e., the current portion of inter-fund loans) or "advances to/from other funds" (i.e. the non-current portion of inter-fund loans). All other outstanding balances between funds are reported as "due to/from other funds."

Advances between funds, as reported in the fund financial statements, are offset by a fund balance reserve account in applicable governmental funds to indicate that they are not available for appropriation and are not expendable available financial resources.

**3. Due from Other Governments**

Due from other governments represents amounts due from the State of Mississippi and various grants and reimbursements from other governments.

**4. Inventories and Prepaid Items**

Donated commodities are received from the USDA and are valued at USDA cost. Other inventories are valued at cost (calculated on the first-in, first-out basis). The costs of governmental fund type inventories are reported as expenditures when purchased.

COVINGTON COUNTY SCHOOL DISTRICT  
Notes to the Financial Statements  
For the Year Ended June 30, 2019

Certain payments to vendors reflect costs applicable to future accounting periods and are recorded as prepaid items in both the government-wide and governmental fund financial statements.

5. Restricted Assets

Certain resources set aside for repayment of debt are classified as restricted assets on the Statement of Net Position because their use is limited by applicable debt statutes, e.g. Qualified School Construction Bond sinking funds. Also, the nonexpendable portion of the Permanent Fund, if applicable, is classified as restricted assets because the 16<sup>th</sup> Section Principal fund is not available for use by the district except as provided for under state statute for loans from this fund.

6. Capital Assets

Capital assets include land, improvements to land, easements, water rights, timber rights, buildings, building improvements, vehicles, machinery, equipment, works of art and historical treasures, infrastructure, and all other tangible or intangible assets that are used in operations and that have initial useful lives extending beyond a single reporting period. Capital assets are reported in the applicable governmental or business type activities columns in the government-wide Statement of Net Position. Capital assets are recorded at historical cost or estimated historical cost based on appraisals or deflated current replacement cost. Donated capital assets are recorded at estimated fair market value at the date of donation. The costs of normal maintenance and repair that do not add to the value of the asset or materially extend asset lives are not capitalized. Capital assets are defined by the District as assets with an initial, individual cost in excess of the thresholds in the table below.

Capital acquisition and construction are reflected as expenditures in the Governmental Fund statements and the related assets are reported as capital assets in the governmental activities column in the government-wide financial statements.

Depreciation is calculated on the straight-line basis for all assets, except land.

The following schedule details the capitalization thresholds:

	Capitalization Policy	Estimated Useful Life
Land	\$ 0	0
Buildings	50,000	40 years
Building improvements	25,000	20 years
Improvements other than buildings	25,000	20 years
Mobile equipment	5,000	5-10 years
Furniture and equipment	5,000	3-7 years
Leased property under capital leases	*	*

(\*) The threshold amount will correspond with the amounts for the asset classifications, as listed. See Note 5 for details.

7. Deferred outflows/inflows of resources

In addition to assets, the statement of financial position will sometimes report a separate section for deferred outflows of resources. This separate financial statement element, deferred outflows of resources, represents a consumption of net position that applies to a future period(s) and so will not be recognized as an outflow of resources

COVINGTON COUNTY SCHOOL DISTRICT  
Notes to the Financial Statements  
For the Year Ended June 30, 2019

(expense/expenditure) until then. The school district has incurred deferred outflows which are presented as a deferred outflow related to pensions and a deferred outflow related to OPEB.

In addition to liabilities, the statement of financial position will sometimes report a separate section for deferred inflows of resources. This separate financial statement element, deferred inflows of resources, represents an acquisition of net position that applies to a future period(s) and so will not be recognized as an inflow of resources (revenue) until that time. The school district has incurred deferred inflows which are presented as a deferred inflow related to pensions and a deferred inflow related to OPEB.

See Note 14 for further details.

8. Compensated Absences

Employees of the school district accumulate sick leave at a minimum amount as required by state law. A greater amount may be provided by school district policy provided that it does not exceed the provisions for leave as provided in Sections 25-3-93 and 25-3-95. Some employees are allowed personal leave and/or vacation leave in accordance with school district policy. The district pays for unused leave for employees as required by Section 37-7-307(5), Miss. Code Ann. (1972).

The liability for these compensated absences is recorded as a long-term liability in the government-wide statements. The current portion of this liability is estimated based on historical trends. In the fund financial statements, governmental funds report the liability for compensated absences from expendable available financial resources only if the payable has matured, for example, an employee retires.

9. Long-term Liabilities and Bond Discounts/Premiums

In the government-wide financial statements, outstanding debt is reported as liabilities. Bond discounts or premiums and the difference between reacquisition price and the net carrying value of refunded debt are capitalized and amortized over the terms of the respective bonds using a method that approximates the effective interest method.

The governmental fund financial statements recognize the proceeds of debt and premiums as other financing sources of the current period. Issuance costs are reported as expenditures. See Note 6 for details.

10. Pensions

For purposes of measuring the net pension liability, deferred outflows of resources and deferred inflows of resources related to pensions, and pension expense, information about the fiduciary net position of the Public Employees' Retirement System (PERS) and additions to/deductions from PERS' fiduciary net position have been determined on the same basis as they are reported by PERS. For this purpose, the benefit payments (including refunds of employee contributions) are recognized when due and payable in accordance with the benefit terms. Investments are reported at fair value.

11. Postemployment Benefits Other than Pensions (OPEB)

For purposes of measuring the net OPEB liability, deferred outflows of resources and deferred inflows of resources related to OPEB, and OPEB expense, information about the fiduciary net position of the State and School Employees' Life and Health Plan (OPEB Plan) and additions to/deductions from the OPEB Plan's fiduciary net position have been determined on the same basis as they are reported by the OPEB Plan. For this purpose, benefit payments are recorded when the OPEB benefits come due. Investments are reported

COVINGTON COUNTY SCHOOL DISTRICT  
Notes to the Financial Statements  
For the Year Ended June 30, 2019

at fair value as determined by the state.

12. Fund Balances

Fund balance for governmental funds is reported in classifications that comprise a hierarchy based primarily on the extent to which the government is bound to honor constraints on the specific purposes for which amounts in those funds can be spent.

Governmental fund balance is classified as non-spendable, restricted, committed, assigned or unassigned. Following are descriptions of fund classifications used by the district:

*Non-spendable fund balance* includes items that cannot be spent. This includes activity that is not in a spendable form (inventories, prepaid amounts, long-term portion of loans/notes receivable, or property held for resale unless the proceeds are restricted, committed, or assigned) and activity that is legally or contractually required to remain intact, such as a principal balance in a permanent fund.

*Restricted fund balance* includes amounts that have constraints placed upon the use of the resources either by an external party or imposed by law through a constitutional provision or enabling legislation.

*Committed fund balance* includes amounts that can be used only for the specific purposes pursuant to constraints imposed by a formal action of the School Board, the District's highest level of decision-making authority. Currently there is no committed fund balance for this school district.

*Assigned fund balance* includes amounts that are constrained by the District's intent to be used for a specific purpose, but are neither restricted nor committed. For governmental funds, other than the general fund, this is the residual amount within the fund that is not restricted or committed. Assignments of fund balance are created by the business manager and Superintendent pursuant to authorization established by school board policy.

*Unassigned fund balance* is the residual classification for the general fund. This classification represents fund balance that has not been assigned to other funds and that has not been restricted, committed, or assigned to specific purposes within the general fund. The general fund should be the only fund that reports a positive unassigned fund balance amount. In other governmental funds, it may be necessary to report a negative unassigned fund balance.

When an expenditure/expense is incurred for purposes for which both restricted and unrestricted (committed, assigned, or unassigned) resources are available, it is the District's general policy to use restricted resources first. When expenditures/expenses are incurred for purposes for which unrestricted (committed, assigned, and unassigned) resources are available, and amounts in any of these unrestricted classifications could be used, it is the District's general policy to spend committed resources first, followed by assigned amounts, and then unassigned amounts.

COVINGTON COUNTY SCHOOL DISTRICT  
Notes to the Financial Statements  
For the Year Ended June 30, 2019

**Note 2 – Cash and Cash Equivalents, Cash with Fiscal Agents, and Investments**

The district follows the practice of aggregating the cash assets of various funds to maximize cash management efficiency and returns. Restrictions on deposits and investments are imposed by statutes as follows:

**Deposits.** The school board must advertise and accept bids for depositories no less than once every three years as required by Section 37-7-333, Miss. Code Ann. (1972). The collateral pledged for the school district's deposits in financial institutions is held in the name of the State Treasurer under a program established by the Mississippi State Legislature and is governed by Section 27-105-5, Miss. Code Ann. (1972). Under this program, the entity's funds are protected through a collateral pool administered by the State Treasurer. Financial institutions holding deposits of public funds must pledge securities as collateral against those deposits. In the event of failure of a financial institution, securities pledged by that institution would be liquidated by the State Treasurer to replace the public deposits not covered by the Federal Deposit Insurance Corporation.

**Investments.** Section 29-3-113 and 37-59-43, Miss. Code Ann. (1972), authorizes the school board to invest excess funds in the types of investments authorized by Section 27-105-33(d) and (e), Miss. Code Ann. (1972). This section permits the following types of investments: (a) certificates of deposit or interest bearing accounts with qualified state depositories; (b) direct United States Treasury obligations; (c) United States Government agency, United States Government instrumentality or United States Government sponsored enterprise obligations, not to exceed fifty percent of all monies invested with maturities of thirty days or longer; (d) direct security repurchase agreements and reverse direct security repurchase agreements of any federal book entry of only those securities enumerated in (b) and (c) above; (e) direct obligations issued by the United States of America that are deemed to include securities of, or other interests in, any open-end or closed-end management type investment company or investment trust approved by the State Treasurer and the Executive Director of the Department of Finance and Administration, not to exceed twenty percent of invested excess funds. Investment income on bond funds (Capital Projects), bond sinking funds (Debt Service Funds) and sixteenth section principal funds (Permanent Funds) must be credited to those funds. Investment income of \$100 or more of any fund must be credited to that fund. Investment income of less than \$100 can be credited to the General Fund.

**Cash and Cash Equivalents**

The carrying amount of the school district's deposits with financial institutions reported in the governmental funds and fiduciary funds was \$16,738,142 and \$1,298,192, respectively. The carrying amount of deposits in the government-wide financial statements was reported as cash and cash equivalents in the amount of \$11,956,143 and a portion of restricted assets in the amount of \$4,781,999 (see Note 4).

*Custodial Credit Risk - Deposits.* Custodial credit risk is defined as the risk that, in the event of the failure of a financial institution, the district will not be able to recover deposits or collateral securities that are in the possession of an outside party. The district does not have a deposit policy for custodial credit risk. In the event of failure of a financial institution, securities pledged by that institution would be liquidated by the State Treasurer to replace the public deposits not covered by the Federal Deposit Insurance Corporation. Deposits above FDIC coverage are collateralized by the pledging financial institution's trust department or agent in the name of the Mississippi State Treasurer on behalf of the district. As of June 30, 2019, none of the district's bank balance of \$18,846,426 was exposed to custodial credit risk.

**Cash with Fiscal Agents**

The carrying amount of school district's cash with fiscal agents held by financial institutions was \$352,627.



COVINGTON COUNTY SCHOOL DISTRICT  
Notes to the Financial Statements  
For the Year Ended June 30, 2019

Investments

As of June 30, 2019, the district had the following investments.

Investment Type	Rating	Maturities (in years)	Fair Value
U.S. Treasury SLGS Deposit	N/A	5 to 10 years	\$ 1,566,000
Fidelity Investment Bonds	Various	Various	8,248,068
Total			<u>\$ 9,814,068</u>

The district categorizes its fair value measurements within the fair value hierarchy established by generally accepted accounting principles. The hierarchy is based on the valuation inputs used to measure the fair value of the asset. Level 1 inputs are quoted prices in active markets for identical assets; Level 2 inputs are significant other observable inputs; Level 3 inputs are significant unobservable inputs.

The district has the following recurring fair value measurements as of June 30, 2019:

- U.S. Treasury SLGS deposits of \$1,566,000 are valued using quoted market prices (Level 1 inputs)
- Fidelity Investment Bonds of \$8,248,068 are valued using quoted market prices (Level 1 inputs)

*Interest Rate Risk.* The district does not have a formal investment policy that limits investment maturities as a means of managing its exposure to fair value losses arising from increasing interest rates.

*Credit Risk.* State law limits investments to those prescribed in Sections 27-105-33(d) and 27-105-33(e), Miss. Code Ann. (1972). The district does not have a formal investment policy that would further limit its investment choices or one that addresses credit risk.

*Custodial Credit Risk - Investments.* Custodial credit risk is defined as the risk that, in the event of the failure of the counterparty, the district will not be able to recover the value of its investments or collateral securities that are in the possession of an outside party. The district does not have a formal investment policy that addresses custodial credit risk. As of June 30, 2019, the district did not have any investments to which this would apply.

*Concentration of Credit Risk.* Disclosure of investments by amount and issuer for any issuer that represents five percent or more of total investments is required. This requirement does not apply to investments issued or explicitly guaranteed by the U.S. government, investments in mutual funds and external investment pools, and other pooled investments.

### Note 3 – Inter-fund Receivables, Payables and Transfers

The following is a summary of inter-fund transactions and balances:

#### A. Due From/To Other Funds

Receivable Fund	Payable Fund	Amount
General Fund	Other governmental funds	\$ 128,505
	Fiduciary funds	10,154
Total		<u>\$ 138,659</u>

The primary purpose of the inter-fund balances is to eliminate deficit cash balances in certain special revenue funds caused by negative federal award program cash flows. All balances are expected to be repaid within one year.

COVINGTON COUNTY SCHOOL DISTRICT  
Notes to the Financial Statements  
For the Year Ended June 30, 2019

**B. Advances To/From Other Funds**

Receivable Fund	Payable Fund	Amount
Sixteenth Section Principal Fund	General Fund	\$ 689,861
Total		<u>\$ 689,861</u>

Sixteenth section principal loans payable

The sixteenth section principal loans payable are not reflected on the Statement of Net Position because these funds were borrowed by the General Fund from the Sixteenth Section Trust Fund (Permanent Trust) in accordance with Section 29-3-113, Miss. Code Ann. (1972). The revenues and expenditures associated with these transactions are reflected on the Statement of Revenues, Expenditures and Changes in Fund Balances. The interest rate on the sixteenth section principal loans payable as of June 30, 2019 is four percent.

The following is a schedule by years of the total payments due on this debt:

Year Ending June 30	Principal	Interest	Total
2020	\$ 262,694	\$ 27,595	\$ 290,289
2021	273,202	17,087	290,289
2022	49,323	6,158	55,481
2023	51,295	4,186	55,481
2024	53,347	2,134	55,481
Total	<u>\$ 689,861</u>	<u>\$ 57,160</u>	<u>\$ 747,021</u>

**C. Inter-fund Transfers**

Transfers Out	Transfers In	Amount
General Fund	Other governmental funds	\$ 752,842
Other governmental funds	General Fund	73,250
	Other governmental funds	<u>33,480</u>
Total		<u>\$ 859,572</u>

Operating transfers were primarily for vocational and special education expenditure transfers, indirect costs, and other routine operating transfers.

**Note 4 – Restricted Assets**

The restricted assets represent the cash balance, cash with fiscal agent balance, and investment balance, totaling \$4,781,999, \$333,054, and \$8,248,068, respectively, of the Sixteenth Section Principal Fund (Permanent Fund) which is legally restricted and may not be used for purposes that support the district's programs. In addition, the restricted assets represent the cash with fiscal agent balance and investment balance, totaling \$19,573 and \$1,566,000, respectively, of the QSCB Bond Retirement Fund.

COVINGTON COUNTY SCHOOL DISTRICT  
Notes to the Financial Statements  
For the Year Ended June 30, 2019

**Note 5 – Capital Assets**

The following is a summary of changes in capital assets for governmental activities:

	Balance 7/1/2018	Increases	Decreases	Balance 6/30/2019
<b>Governmental Activities:</b>				
<u>Non-depreciable capital assets:</u>				
Land	\$ 113,504	\$	\$	\$ 113,504
Total non-depreciable capital assets	113,504	-	-	113,504
<u>Depreciable capital assets:</u>				
Buildings	14,303,435			14,303,435
Building improvements	3,650,975			3,650,975
Improvements other than buildings	242,487			242,487
Mobile equipment	4,275,789	196,170		4,471,959
Furniture and equipment	1,069,515	68,421	10,669	1,127,267
Leased property under capital leases	886,200			886,200
Total depreciable capital assets	24,428,401	264,591	10,669	24,682,323
<u>Less accumulated depreciation for:</u>				
Buildings	7,664,056	173,986		7,838,042
Building improvements	1,156,805	146,039		1,302,844
Improvements other than buildings	115,562	9,700		125,262
Mobile equipment	3,636,897	72,387		3,709,284
Furniture and equipment	867,893	67,944	9,054	926,783
Leased property under capital leases	159,516	79,758		239,274
Total accumulated depreciation	13,600,729	549,814	9,054	14,141,489
Total depreciable capital assets, net	10,827,672	(285,223)	1,615	10,540,834
Governmental activities capital assets, net	\$ 10,941,176	\$ (285,223)	\$ 1,615	\$ 10,654,338

Depreciation expense was charged to the following governmental functions:

	Amount
<b>Governmental activities:</b>	
Instruction	\$ 278,523
Support services	248,679
Non-instructional	22,612
Total depreciation expense - Governmental activities	\$ 549,814

COVINGTON COUNTY SCHOOL DISTRICT  
Notes to the Financial Statements  
For the Year Ended June 30, 2019

**Note 6 – Long-term Liabilities**

The following is a summary of changes in long-term liabilities and other obligations for governmental activities:

	Balance 7/1/2018	Additions	Reductions	Balance 6/30/2019	Amounts due within one year
A. Obligations under capital leases	\$ 642,251	\$	\$ 121,890	\$ 520,361	\$ 125,085
B. Qualified school construction bonds payable	3,000,000			3,000,000	-
C. Compensated absences payable	262,977	7,877		270,854	13,543
Total	\$ 3,905,228	\$ 7,877	\$ 121,890	\$ 3,791,215	\$ 138,628

**A. Obligations under capital leases**

The school district has entered into a lease agreement as lessee for financing the acquisition of buses at a cost of \$886,200. This lease qualifies as a capital lease for accounting purposes.

Description	Interest Rate	Issue Date	Maturity Date	Amount Issued	Amount Outstanding
Lease purchase for buses	1.30%	7/15/2016	2/15/2023	\$ 886,200	\$ 520,361
Total				\$ 886,200	\$ 520,361

The following is a schedule by years of the total payments due on this debt:

Year Ending June 30	Principal	Interest and Maintenance Charges	Total
2020	\$ 125,085	\$ 12,744	\$ 137,829
2021	128,364	9,465	137,829
2022	131,729	6,100	137,829
2023	135,183	2,646	137,829
Total	\$ 520,361	\$ 30,955	\$ 551,316

This debt will be retired from the District Maintenance Fund.

COVINGTON COUNTY SCHOOL DISTRICT  
Notes to the Financial Statements  
For the Year Ended June 30, 2019

**B. Qualified school construction bonds payable**

As more fully explained in Note 13, debt has been issued by the school district that qualifies as Qualified School Construction bonds. Debt currently outstanding is as follows:

Description	Interest Rate	Issue Date	Maturity Date	Amount Issued	Amount Outstanding
Qualified School Construction Bonds, Series 2010	0.84%	1/15/2010	9/15/2024	\$ 3,000,000	\$ 3,000,000
Total				<u>\$ 3,000,000</u>	<u>\$ 3,000,000</u>

The following is a schedule by years of the total payments due on this debt:

Year Ending June 30	Principal	Interest	Total
2020	\$ -	\$ 25,200	\$ 25,200
2021	-	25,200	25,200
2022	-	25,200	25,200
2023	-	25,200	25,200
2024	-	25,200	25,200
2025	3,000,000	25,200	3,025,200
Total	<u>\$ 3,000,000</u>	<u>\$ 151,200</u>	<u>\$ 3,151,200</u>

**C. Compensated absences payable**

As more fully explained in Note 1(E)(8), compensated absences payable is adjusted on an annual basis as required by Section 37-7-307(5), Miss. Code Ann. (1972). Compensated absences will be paid from the fund from which the employees' salaries were paid.

COVINGTON COUNTY SCHOOL DISTRICT  
Notes to the Financial Statements  
For the Year Ended June 30, 2019

**Note 7 – Defined Benefit Pension Plan**

**General Information about the Pension Plan**

*Plan Description.* The school district contributes to the Public Employees' Retirement System of Mississippi (PERS), a cost-sharing multiple-employer defined benefit pension plan. PERS provides retirement and disability benefits, annual cost-of-living adjustments, and death benefits to plan members and beneficiaries. Plan provisions and the Board of Trustees' authority to determine contribution rates are established by Miss. Code Ann. Section 25-11-1 et seq., (1972, as amended) and may be amended only by the Mississippi Legislature. PERS issues a publicly available financial report that includes financial statements and required supplementary information. That report is available at [www.pers.ms.gov](http://www.pers.ms.gov).

*Benefits provided.* Membership in PERS is a condition of employment granted upon hiring for qualifying employees and officials of the State of Mississippi, state universities, community and junior colleges, and teachers and employees of the public school districts. For those persons employed by political subdivisions and instrumentalities of the State of Mississippi, membership is contingent upon approval of the entity's participation in PERS by the PERS' Board of Trustees. If approved, membership for the entity's employees is a condition of employment and eligibility is granted to those who qualify upon hiring. Participating members who are vested and retire at or after age 60 or those who retire regardless of age with at least 30 years of creditable service (25 years of creditable service for employees who became members of PERS before July 1, 2011) are entitled, upon application, to an annual retirement allowance payable monthly for life in an amount equal to 2.0 percent of their average compensation for each year of creditable service up to and including 30 years (25 years for those who became members of PERS before July 1, 2011), plus 2.5 percent for each additional year of creditable service with an actuarial reduction in the benefit for each year of creditable service below 30 years or the number of years in age that the member is below 65, whichever is less. Average compensation is the average of the employee's earnings during the four highest compensated years of creditable service. Benefits vest upon completion of eight years of membership service (four years of membership service for those who became members of PERS before July 1, 2007). PERS also provides certain death and disability benefits. A Cost-of-Living Adjustment (COLA) payment is made to eligible retirees and beneficiaries. The COLA is equal to 3.0 percent of the annual retirement allowance for each full fiscal year of retirement up to the year in which the retired member reaches age 60 (55 for those who became members of PERS before July 1, 2011), with 3.0 percent compounded for each fiscal year thereafter.

*Contributions.* PERS members are required to contribute 9.00% of their annual covered salary, and the school district is required to contribute at an actuarially determined rate. The employer's rate as of June 30, 2019 was 15.75% of annual covered payroll. Plan provisions and the Board of Trustees' authority to determine contribution rates are established by Section 25-11-1 of the Mississippi Code of 1972, as amended, and may be amended only by the Mississippi Legislature. The school district's contributions to PERS for the fiscal years ending June 30, 2019, 2018 and 2017 were \$2,409,731, \$2,395,374, and \$2,395,106, respectively, which equaled the required contributions for each year.

**Pension Liabilities, Pension Expense, and Deferred Outflows of Resources and Deferred Inflows of Resources Related to Pensions**

At June 30, 2019, the school district reported a liability of \$39,612,917 for its proportionate share of the net pension liability. The net pension liability was measured as of June 30, 2018, and the total pension liability used to calculate the net pension liability was determined by an actuarial valuation as of that date. The District's proportion of the net pension liability was based on a projection of the school district's long-term share of contribution to the pension plan relative to projected contributions of all participating entities, actuarially determined. The school district's proportionate share used to calculate the June 30, 2019 net pension liability was 0.238159 percent, which was based on a measurement date of June 30, 2018. This was an increase of 0.001107 percent from its proportionate share used to calculate the June 30, 2018 net pension liability, which was based on a measurement date of June 30, 2017.

COVINGTON COUNTY SCHOOL DISTRICT  
Notes to the Financial Statements  
For the Year Ended June 30, 2019

For the year ended June 30, 2019, the District recognized pension expense of \$3,944,415. At June 30, 2019 the District reported deferred outflows of resources and deferred inflows of resources related to pensions from the following sources:

	<b>Deferred Outflows of Resources</b>	<b>Deferred Inflows of Resources</b>
Differences between expected and actual experience	\$ 173,868	\$ 166,212
Net difference between projected and actual earnings on pension plan investments		779,513
Changes of assumptions	23,264	21,913
Changes in proportion and differences between District contributions and proportionate share of contributions	168,135	115,217
District contributions subsequent to the measurement date	2,409,731	
Total	\$ <u>2,774,998</u>	\$ <u>1,082,855</u>

\$2,409,731 reported as deferred outflows of resources related to pensions resulting from school district contributions subsequent to the measurement date will be recognized as a reduction to the net pension liability in the year ended June 30, 2020. Other amounts reported as deferred outflows of resources and deferred inflows of resources related to pensions will be recognized in pension expense as follows:

Year Ending June 30:	
2020	\$ 467,153
2021	(114,680)
2022	(891,918)
2023	(178,143)

*Actuarial assumptions.* The total pension liability in the June 30, 2018 actuarial valuation was determined using the following actuarial assumptions, applied to all periods included in the measurement:

Inflation	3.00 percent
Salary increases	3.25-18.50 percent, including inflation
Investment rate of return	7.75 percent, net of pension plan investment expense, including inflation

Mortality rates were based on the RP-2014 Healthy Annuitant Blue Collar Table Projected with Scale BB to 2022, with males rates set forward one year for males with adjustments.

The actuarial assumptions used in the June 30, 2018 valuation were based on the results of an actuarial experience study for the period July 1, 2012 to June 30, 2016. The experience report is dated April 18, 2017.

COVINGTON COUNTY SCHOOL DISTRICT  
Notes to the Financial Statements  
For the Year Ended June 30, 2019

The long-term expected rate of return on pension plan investments was determined using a log-normal distribution analysis in which best-estimate ranges of expected future real rates of return (expected nominal returns, net of pension plan investment expense and the assumed rate of inflation) are developed for each major asset class. These ranges are combined to produce the long-term expected rate of return by weighting the expected future real rates of return by the target asset allocation percentage and by adding expected inflation. The target asset allocation and best estimates of arithmetic real rates of return for each major asset class are summarized in the following table:

<u>Asset Class</u>	<u>Target Allocation</u>		<u>Long-Term Expected Real Rate of Return</u>	
U.S. Broad	27.00	%	4.60	%
International Equity	18.00		4.50	
Emerging Markets Equity	4.00		4.75	
Global	12.00		4.75	
Fixed Income	18.00		0.75	
Real Estate	10.00		3.50	
Private Equity	8.00		5.10	
Emerging Debt	2.00		2.25	
Cash	1.00		0.00	
 Total	 100	 %		

*Discount rate.* The discount rate used to measure the total pension liability was 7.75 percent. The projection of cash flows used to determine the discount rate assumed that plan member contributions will be made at the current contribution rate (9.00%) and that employer contributions will be made at the former employer contribution rate (15.75%) through June 30, 2019 and at the current contribution rate (17.40%) thereafter. Based on those assumptions, the pension plan's fiduciary net position was projected to be available to make all projected future benefit payments of current plan members. Therefore, the long-term expected rate of return on pension plan investments was applied to all periods of projected benefit payments to determine the total pension liability.

*Sensitivity of the District's proportionate share of the net pension liability to changes in the discount rate.* The following table presents the District's proportionate share of the net pension liability calculated using the discount rate of 7.75%, as well as what the District's proportionate share of the net pension liability would be if it were calculated using a discount rate that is 1-percentage-point lower (6.75%) or 1-percentage-point higher (8.75%) than the current rate:

	<u>1% Decrease (6.75%)</u>	<u>Current Discount Rate (7.75%)</u>	<u>1% Increase (8.75%)</u>
District's proportionate share of the net pension liability	\$ 52,158,845	\$ 39,612,917	\$ 29,185,595

*Pension plan fiduciary net position.* Detailed information about the pension plan's fiduciary net position is available in the separately issued PERS financial report.



COVINGTON COUNTY SCHOOL DISTRICT  
Notes to the Financial Statements  
For the Year Ended June 30, 2019

**Note 8 – Other Postemployment Benefits (OPEB)**

**General Information about the OPEB Plan.**

*Plan description.* State law mandates that all state, public education, library, junior and community college and retiring employees be offered health and life benefit coverage through the State and School Employees' Life and Health Insurance Plan (the Plan). The Plan was established by Section 25-15-3 et seq., Mississippi Code Ann. (1972), which may be amended only by the State Legislature. The State and School Employees' Health Insurance Management Board (the Board) administers the Plan. The Board has the sole legal authority to promulgate rules and regulations governing the operations of the Plan within the confines of the law governing the Plan. The Plan is self-insured and is financed through premiums collected from employers, employees, retirees and COBRA participants. The Plan provides for Other Postemployment Benefits (OPEB) as a multiple-employer defined benefit OPEB plan. The plan issues a publicly available financial report that can be obtained at <http://knowyourbenefits.dfa.ms.gov/>.

*Benefits provided.*

The Plan was formed by the State Legislature to provide group health and life benefits to full-time active and retired employees of the State, agencies, universities, community/junior colleges, public school districts and public libraries. In addition, the spouse and/or children of covered employees and retirees, as well as surviving spouses and COBRA participants, may be eligible for health insurance coverage under the Plan. Benefits of the OPEB Plan consist of an implicit rate subsidy, which is essentially the difference between the average cost of providing health care benefits to retirees under age 65 and the average cost of providing health care benefits to all participants when premiums paid by retirees are not age adjusted. Employees' premiums are funded primarily by their employers. Retirees must pay their own premiums, as do active employees for spouse and dependent medical coverage. The Board has the sole authority for setting life and health insurance premiums for the Plan. Per Section 12-15-15 (10) Mississippi Code Ann. (1972), a retired employee electing to purchase retiree life and health insurance must pay the full cost of such insurance premium. If the Board determined actuarially that the premium paid by the participating retirees adversely affects the overall cost of the Plan to the State, then the Board may impose a premium surcharge, not to exceed 15%, upon such participating retired employees who are under the age for Medicare eligibility and who are initially employed before January 1, 2006. For participating retired employees who are under the age for Medicare eligibility and who are initially employed on or after January 1, 2006, the Board may impose a premium surcharge in an amount the Board determined actuarially to cover the full cost of insurance. The Plan offers a Base option and a Select option for health benefits for non-Medicare participants. The Plan includes a separate coverage level for Medicare eligible retirees, Medicare Eligible surviving spouses, and Medicare eligible dependents of retirees and surviving spouses.

*Contributions.*

The Board has the sole authority for setting life and health insurance premiums for the Plan. The required premiums vary based on the plan selected and the type of participant. Employers pay no premiums for retirees while employees' premiums are funded primarily by their employer. Contributions to the OPEB plan from the District were \$118,018 for the year ended June 30, 2019.

**OPEB Liabilities, OPEB Expense, and Deferred Outflows of Resources and Deferred Inflows of Resources related to OPEB**

At June 30, 2019, the District reported a liability of \$2,643,676 for its proportionate share of the net OPEB liability. The net OPEB liability was measured as of June 30, 2018, and the total OPEB liability used to calculate the net OPEB liability was determined by an actuarial valuation as of that date. The basis for the District's proportion is determined by comparing the employer's average monthly employees participating in the Plan with the total average employees participating in the Plan in the fiscal year of all employers. The allocation was utilized because the level of premiums contributed by each employer is the same for any employee regardless of plan participation elections made by the employee. At the measurement date

COVINGTON COUNTY SCHOOL DISTRICT  
Notes to the Financial Statements  
For the Year Ended June 30, 2019

of June 30, 2018, the District's proportion was 0.34175895 percent. This was an increase of 0.01207123 percent from the proportionate share as of the measurement date of June 30, 2017.

For the year ended June 30, 2019, the District recognized OPEB expense of \$134,724. At June 30, 2019, the District reported deferred outflows of resources and deferred inflows of resources related to OPEB from the following sources:

	Deferred Outflows of Resources	Deferred Inflows of Resources
Differences between expected and actual experience	\$ 5,383	\$
Changes of assumptions		188,367
Net difference between projected and actual earnings on OPEB plan investments		
Changes in proportion and differences between District contributions and proportionate share of contributions	85,136	
District contributions subsequent to the measurement date	118,018	
Total	\$ <u>208,537</u>	\$ <u>188,367</u>

\$118,018 reported as deferred outflows of resources related to OPEB resulting from school district contributions subsequent to the measurement date will be recognized as a reduction to the net OPEB liability in the year ended June 30, 2020. Other amounts reported as deferred outflows of resources and deferred inflows of resources related to OPEB will be recognized in OPEB expense as follows:

Year Ending June 30:	
2020	\$ (21,194)
2021	(21,194)
2022	(21,194)
2023	(21,194)
2024	(14,083)
Thereafter	1,011

*Actuarial assumptions.* The total OPEB liability in the June 30, 2018 actuarial valuation was determined using the following actuarial assumptions, applied to all periods included in the measurement, unless otherwise specified:

Inflation	3.00 percent
Salary increases	3.25-18.50 percent, including wage inflation
Long-term Investment Rate of Return, net of OPEB plan investment expense, including inflation	4.50%
Municipal Bond Index Rate	
Measurement Date	3.89%
Prior Measurement Date	3.56%
Year FNP is projected to be depleted	
Measurement Date	2018
Prior Measurement Date	2017

COVINGTON COUNTY SCHOOL DISTRICT  
Notes to the Financial Statements  
For the Year Ended June 30, 2019

Single Equivalent Interest Rate, net  
of OPEB plan investment expense,  
including inflation

Measurement Date	3.89%
Prior Measurement Date	3.56%

Health Care Cost Trends

Medicare Supplement Claims	7.25 percent for 2018 decreasing to an
Pre-Medicare	ultimate rate of 4.75% by 2028

Both pre-retirement and post-retirement mortality rates were based on the RP 2014 Healthy Annuitant Blue Collar Table projected with Scale BB to 2022, male rates set forward 1 year and adjusted by 106% for males at all ages, and females adjusted to 90% for ages less than 76, 95% for age 76, 105% for age 78 and 110% for ages 79 and greater. Post-disability mortality rates were based on the RP 2014 Disabled Retiree Mortality Table set forward 4 years for males and 3 years for females.

The demographic actuarial assumptions used in the June 30, 2018 valuation were based on the results of an actuarial experience study dated April 18, 2017.

The remaining actuarial assumptions (e.g., initial per capita costs, health care cost trends, rate of plan participation, rates of plan election, etc.) used in the June 30, 2018 valuation were based on a review of recent plan experience done concurrently with the June 30, 2018 valuation.

The long-term investment rate of return, net of OPEB plan investment expense, including inflation was 4.50%.

*Discount rate.* The discount rate used to measure the total OPEB liability at June 30, 2018 was 3.89 percent. Since the Prior Measurement Date, the Discount Rate has changed from 3.56% to 3.89%.

The trust was established on June 28, 2018 with an initial contribution of \$1,000,000. The fiduciary net position is projected to be depleted immediately, therefore, the Municipal Bond Index Rate is used in the determination of the discount rate for both June 30, 2017 and the June 30, 2018. The discount rate used to measure the total OPEB liability at June 30, 2018 was based on an average of the Bond Buyer General Obligation 20-year Municipal Bond Index Rates during the month of June published at the end of each week by Bond Buyer.

*Sensitivity of the District's proportionate share of the net OPEB liability to changes in the discount rate.* The following presents the District's proportionate share of the net OPEB liability, as well as what the District's proportionate share of the net OPEB liability would be if it were calculated using a discount rate that is 1-percentage-point lower (2.89 percent) or 1-percentage-point higher (4.89 percent) than the current discount rate:

	1% Decrease (2.89%)	Current Discount Rate (3.89%)	1% Increase (4.89%)
Net OPEB liability	\$ 2,930,450	\$ 2,643,676	\$ 2,397,043

COVINGTON COUNTY SCHOOL DISTRICT  
Notes to the Financial Statements  
For the Year Ended June 30, 2019

*Sensitivity of the District's proportionate share of the net OPEB liability to changes in the healthcare cost trend rates.* The following presents the District's proportionate share of the net OPEB liability, as well as what the District's proportionate share of the net OPEB liability would be if it were calculated using healthcare cost trend rates that are 1-percentage-point lower or 1-percentage-point higher than the current healthcare cost trend rates:

	1% Decrease	Healthcare Cost Trend Rates Current	1% Increase
Net OPEB liability	\$ 2,448,918	\$ 2,643,676	\$ 2,864,866

*OPEB plan fiduciary net position.* Detailed information about the OPEB plan's fiduciary net position is available in a separately issued report that can be found at <http://knowyourbenefits.dfa.ms.gov/>.

#### **Note 9 – Sixteenth Section Lands**

Sixteenth section school lands, or lands granted in lieu thereof, constitute property held in trust for the benefit of the public schools. The school board, under the general supervision of the Office of the Secretary of State, has control and jurisdiction of said school trust lands and of all funds arising from any disposition thereof. It is the duty of the school board to manage the school trust lands and all funds arising therefrom as trust property. Accordingly, the board shall assure that adequate compensation is received for all uses of the trust lands, except for uses by the public schools. The following are the future rental payments to be made to the school district for the use of school trust lands. These future rental payments are from existing leases and do not anticipate renewals or new leases.

Year Ending June 30	Amount
2020	\$ 180,540
2021	166,533
2022	155,028
2023	123,463
2024	123,463
2025 – 2029	505,825
2030 – 2034	382,138
2035 – 2039	295,797
2040 – 2044	175,514
Thereafter	92,494
Total	<u>\$ 2,200,795</u>

COVINGTON COUNTY SCHOOL DISTRICT  
Notes to the Financial Statements  
For the Year Ended June 30, 2019

**Note 10 – Prior Period Adjustments**

A summary of significant Net Position/Fund Balance adjustments is as follows:

Exhibit B - Statement of Activities

Explanation		Amount
To correct recording of revenue in prior year at the governmental fund level	\$	(89,057)
Total	\$	<u>(89,057)</u>

Exhibit D - Statement of Revenues, Expenditures and Changes in Fund Balances

Fund	Explanation		Amount
General Fund	To correct recording of revenue in prior year	\$	(76,734)
Other governmental funds	To correct recording of revenue in prior year		(12,323)
Total		\$	<u>(89,057)</u>

**Note 11 – Contingencies**

Federal Grants – The school district has received federal grants for specific purposes that are subject to audit by the grantor agencies. Entitlements to these resources are generally conditional upon compliance with the terms and conditions of the grant agreements and applicable federal regulations, including the expenditure of resources for allowable purposes. Any disallowances resulting from the grantor audit may become a liability of the school district.

Litigation – The school district is party to legal proceedings, many of which occur in the normal course of governmental operations. It is not possible at the present time to estimate the outcome or liability, if any, of the school district with respect to the various proceedings. However, the school district's legal counsel believes that ultimate liability resulting from these lawsuits will not have a material adverse effect on the financial condition of the school district.

**Note 12 – Risk Management**

The school district is exposed to various risks of loss related to torts; theft of, damage to and destruction of assets; errors and omissions; injuries to employees; and natural disasters. The district carries commercial insurance for these risks. Settled claims resulting from these insured risks have not exceeded commercial insurance coverage in any of the past three fiscal years.

COVINGTON COUNTY SCHOOL DISTRICT  
Notes to the Financial Statements  
For the Year Ended June 30, 2019

**Note 13 – Qualified School Construction Bonds**

Section 1521 of the American Recovery and Reinvestment Act (ARRA) of 2009 provides for a source of capital at no or at nominal interest rates for costs incurred by certain public schools in connection with the construction, rehabilitation or repair of a public school facility or for the acquisition of land where a school will be built. Investors receive Federal income tax credits at prescribed tax credit rates in lieu of interest, which essentially allows state and local governments to borrow without incurring interest costs. While Qualified School Construction Bonds (QSCBs) are intended to be interest free to a borrower, the ARRA legislation allows a lender to charge supplemental interest, and such supplemental interest is the responsibility of the school district.

When the stated interest rate on the QSCB results in interest payments that exceed the supplemental interest payments discussed in the preceding paragraph, the school district may apply for a direct cash subsidy payment from the U.S. Treasury which is intended to reduce the stated interest rate to a nominal percentage. These subsidy payments do not include the amount of any supplemental interest paid on a QSCB. For the year ended June 30, 2019, the subsidy payments amounted to \$0.

The school district makes equal annual payments into a sinking fund which is used to pay off the bonds at termination. The current maturity limit of tax credit bonds is 17 years, per the U. S. Treasury Department. Under this program, ten percent of the proceeds must be subject to a binding commitment to be spent within six months of issuance and 100% must be spent within three years. Up to two percent of bond proceeds can be used to pay costs of issuance. The amount on deposit at June 30, 2019 was \$1,595,918, which includes accrued interest of \$10,345. The amount accumulated in the sinking fund at the end of the seventeen-year period is expected to be sufficient to retire the debt. The following schedule reports the annual deposits to be made to the sinking fund by the school district.

Year Ending June 30	Amount
2020	\$ 243,200
2021	243,200
2022	243,200
2023	243,200
2024	243,200
2025	243,200
Total	<u>\$ 1,459,200</u>

COVINGTON COUNTY SCHOOL DISTRICT  
Notes to the Financial Statements  
For the Year Ended June 30, 2019

**Note 14 – Effect of Deferred Amounts on Net Position**

The unrestricted net position (deficit) amount of (\$32,158,828) includes the effect of deferring the recognition of expenses resulting from a deferred outflow from pensions. A portion of the deferred outflow of resources related to pensions in the amount of \$2,409,731 resulting from the school district contributions subsequent to the measurement date will be recognized as a reduction of the net pension liability in the year ended June 30, 2020. The \$365,267 balance of deferred outflow of resources related to pensions at June 30, 2019, will be recognized as an expense and will decrease the unrestricted net position over the next 3 years.

The unrestricted net position (deficit) amount of (\$32,158,828) includes the effect of deferring the recognition of revenue resulting from a deferred inflow from pensions. The \$1,082,855 balance of deferred inflow of resources related to pensions at June 30, 2019, will be recognized as revenue and will increase the unrestricted net position over the next 4 years.

The unrestricted net position (deficit) amount of (\$32,158,828) includes the effect of deferring the recognition of expenses resulting from a deferred outflow from OPEB. A portion of the deferred outflow of resources related to OPEB in the amount of \$118,018 resulting from the school district contributions subsequent to the measurement date will be recognized as a reduction of the net OPEB liability in the year ended June 30, 2020. The \$90,519 balance of deferred outflow of resources related to OPEB at June 30, 2019, will be recognized as an expense and will decrease the unrestricted net position over the next 6 years.

The unrestricted net position (deficit) amount of (\$32,158,828) includes the effect of deferring the recognition of revenue resulting from a deferred inflow from OPEB. The \$188,367 balance of deferred inflow of resources related to OPEB at June 30, 2019, will be recognized as revenue and will increase the unrestricted net position over the next 6 years.

**Note 15 - Subsequent Events**

Events that occur after the Statement of Net Position date but before the financial statements are available to be issued must be evaluated for recognition or disclosure. The effects of subsequent events that provide evidence about conditions that existed at the Statement of Net Position date are recognized in the accompanying financial statements. Subsequent events which provide evidence about conditions that existed after the Statement of Net Position date require disclosure in the accompanying notes. Management of the Covington County School District evaluated the activity of the district through March 25, 2020, (the date the financial statements were available to be issued), and determined that there were no subsequent events that have occurred requiring disclosure in the notes to the financial statements.

REQUIRED SUPPLEMENTARY INFORMATION



**COVINGTON COUNTY SCHOOL DISTRICT**  
**Required Supplementary Information**

**Budgetary Comparison Schedule**  
**General Fund**  
**For the Year Ended June 30, 2019**

	Budgeted Amounts		Actual (GAAP Basis)	Variances	
				Positive (Negative)	
	Original	Final		Original to Final	Final to Actual
<b>Revenues:</b>					
Local sources	\$ 8,546,469	\$ 8,798,414	\$ 8,798,414	\$ 251,945	\$ -
State sources	14,059,575	14,084,411	14,084,411	24,836	-
Federal sources	50,000	36,136	36,136	(13,864)	-
Sixteenth section sources	252,555	527,421	527,421	274,866	-
Total Revenues	22,908,599	23,446,382	23,446,382	537,783	-
<b>Expenditures:</b>					
Instruction	14,375,158	13,676,671	13,676,671	698,487	-
Support services	8,189,367	8,345,697	8,345,697	(156,330)	-
Sixteenth section	131,164	49,656	48,844	81,508	812
Debt service:					
Principal	234,508	-	-	234,508	-
Interest	26,065	37,698	37,698	(11,633)	-
Total Expenditures	22,956,262	22,109,722	22,108,910	846,540	812
Excess (Deficiency) of Revenues over (under) Expenditures	(47,663)	1,336,660	1,337,472	1,384,323	812
<b>Other Financing Sources (Uses):</b>					
Operating transfers in	3,915,594	3,970,050	73,250	54,456	(3,896,800)
Other financing sources	260,572	-	-	(260,572)	-
Operating transfers out	(4,657,704)	(4,649,642)	(752,842)	8,062	3,896,800
Other financing uses	-	(4,553)	(4,553)	(4,553)	-
Total Other Financing Sources (Uses)	(481,538)	(684,145)	(684,145)	(202,607)	-
Net Change in Fund Balances	(529,201)	652,515	653,327	1,181,716	812
<b>Fund Balances:</b>					
July 1, 2018, as previously reported	8,090,402	8,079,757	8,079,757	(10,645)	-
Prior period adjustments	-	(76,734)	(76,734)	(76,734)	-
July 1, 2018, as restated	8,090,402	8,003,023	8,003,023	(87,379)	-
June 30, 2019	\$ 7,561,201	\$ 8,655,538	\$ 8,656,350	\$ 1,094,337	\$ 812

The notes to the required supplementary information are an integral part of this schedule.

**Covington County School District**  
**Required Supplementary Information**  
**Schedule of the District's Proportionate Share of the Net Pension Liability**

**PERS**

**Last 10 Fiscal Years\***

	<u>2019</u>	<u>2018</u>	<u>2017</u>	<u>2016</u>	<u>2015</u>
District's proportion of the net pension liability	0.238159%	0.237052%	0.238523%	0.235816%	0.233243%
District's proportionate share of the net pension liability	\$ 39,612,917	\$ 39,406,088	\$ 42,606,164	\$ 36,452,503	\$ 28,311,430
District's covered payroll	\$ 15,208,724	\$ 15,207,022	\$ 15,258,863	\$ 14,732,425	\$ 14,252,362
District's proportionate share of the net pension liability (asset) as a percentage of its covered payroll	260.4618%	259.1309%	279.2224%	247.4304%	198.6438%
Plan fiduciary net position as a percentage of the total pension liability	62.535%	61.490%	57.468%	61.704%	67.208%

The notes to the required supplementary information are an integral part of this schedule.

\* The amounts presented for each fiscal year were determined as of the measurement date of 6/30 of the year prior to the fiscal year presented.

This schedule is presented to illustrate the requirement to show information for 10 years. However, GASB 68 was implemented in FYE 6/30/15, and, until a full 10-year trend is compiled the District has only presented information for the years in which information is available.

**Covington County School District  
Required Supplementary Information**

**Schedule of District Contributions  
PERS  
Last 10 Fiscal Years**

	<u>2019</u>	<u>2018</u>	<u>2017</u>	<u>2016</u>	<u>2015</u>
Contractually required contribution	\$ 2,409,731	\$ 2,395,374	\$ 2,395,106	2,403,271	2,320,357
Contributions in relation to the contractually required contribution	<u>2,409,731</u>	<u>2,395,374</u>	<u>2,395,106</u>	<u>2,403,271</u>	<u>2,320,357</u>
Contribution deficiency (excess)	\$ <u>-</u>	\$ <u>-</u>	\$ <u>-</u>	<u>-</u>	<u>-</u>
District's covered payroll	15,299,879	15,208,724	15,207,022	15,258,863	14,732,425
Contributions as a percentage of covered payroll	15.75%	15.75%	15.75%	15.75%	15.75%

The notes to the required supplementary information are an integral part of this schedule.

This schedule is presented to illustrate the requirement to show information for 10 years. However, GASB 68 was implemented in FYE 6/30/15, and, until a full 10-year trend is compiled, the District has only presented information for the years in which information is available.

**COVINGTON COUNTY SCHOOL DISTRICT**  
**Required Supplementary Information**

**SCHEDULE OF THE DISTRICT'S PROPORTIONATE SHARE OF THE NET OPEB LIABILITY**  
**OPEB**

**Last 10 Fiscal Years\***

	<u>2019</u>	<u>2018</u>
District's proportion of the net OPEB liability	0.34175895%	0.32968772%
District's proportionate share of the net OPEB liability	\$ 2,643,676	\$ 2,586,760
District's covered-employee payroll	15,457,525	14,811,963
District's proportionate share of the net OPEB liability as a percentage of its covered-employee payroll	17.10%	17.46%
Plan fiduciary net position as a percentage of the total OPEB liability	0.13%	0.00%

The notes to the required supplementary information are an integral part of this schedule.

\* The amounts presented for each fiscal year were determined as of the measurement date of 6/30 of the year prior to the fiscal year presented.

This schedule is presented to illustrate the requirement to show information for 10 years. However, until a full 10-year trend is compiled, the District has only presented information for the years in which information is available.

**COVINGTON COUNTY SCHOOL DISTRICT**  
**Required Supplementary Information**

**SCHEDULE OF DISTRICT CONTRIBUTIONS**

**OPEB**

**Last 10 Fiscal Years**

	<u><b>2019</b></u>	<u><b>2018</b></u>
Actuarially determined contribution	\$ 118,018	\$ 110,277
Contributions in relation to the actuarially determined contribution	118,018	110,277
Contribution deficiency (excess)	\$ <u>0</u>	\$ <u>0</u>
District's covered-employee payroll	15,299,879	15,208,724
Contributions as a percentage of covered-employee payroll	0.77%	0.73%

The notes to the required supplementary information are an integral part of this schedule.

This schedule is presented to illustrate the requirement to show information for 10 years. However, GASB Statement No.75 was implemented in FYE 6/30/2018, and, until a full 10-year trend is compiled, the District has only presented information for the years in which information is available.

COVINGTON COUNTY SCHOOL DISTRICT  
Notes to the Required Supplementary Information  
For the Year Ended June 30, 2019

Budgetary Comparison Schedule

(1) Basis of Presentation

The Budgetary Comparison Schedule presents the original legally adopted budget, the final legally adopted budget, the actual data on the GAAP basis, variances between the original budget and the final budget, and variances between the final budget and the actual data.

(2) Budget Amendments and Revisions

The budget is adopted by the school board and filed with the taxing authority. Amendments can be made on the approval of the school board. By statute, final budget revisions must be approved on or before October 15. A budgetary comparison is presented for the General Fund consistent with accounting principles generally accepted in the United States of America.

Pension Schedules

(1) Changes of assumptions

2015:

The expectation of retired life mortality was changed to the RP-2014 Healthy Annuitant Blue Collar Table projected to 2016 using Scale BB rather than the RP-2000 Mortality Table, which was used prior to 2015.

The expectation of disabled mortality was changed to the RP-2014 Disabled Retiree Table, rather than the RP-2000 Disabled Mortality Table, which was used prior to 2015.

Withdrawal rates pre-retirement mortality rates, disability rates and service retirement rates were also adjusted to more closely reflect actual experience.

Assumed rates of salary increase were adjusted to more closely reflect actual and anticipated experience.

The price inflation and investment rate of return assumptions were changed from 3.50% to 3.00% and 8.00% to 7.75%, respectively.

2016:

The assumed rate of interest credited to employee contributions was changed from 3.50% to 2.00%.

COVINGTON COUNTY SCHOOL DISTRICT  
Notes to the Required Supplementary Information  
For the Year Ended June 30, 2019

2017:

The expectation of retired life mortality was changed to the RP-2014 Healthy Annuitant Blue Collar Mortality Table projected with Scale BB to 2022. Small adjustments were also made to the Mortality Table for disabled lives.

The wage inflation assumption was reduced from 3.75% to 3.25%.

Withdrawal rates, pre-retirement mortality rates, disability rates and service retirement rates were also adjusted to more closely reflect actual experience.

The percentage of active member disabilities assumed to be in the line of duty was increased from 6% to 7%.

(2) *Changes in benefit provisions*

2016:

Effective July 1, 2016, the interest rate on employee contributions shall be calculated based on the money market rate as published by the Wall Street Journal on December 31 of each preceding year with a minimum rate of one percent and a maximum rate of five percent.

(3) *Method and assumptions used in calculations of actuarially determined contributions.*

The actuarially determined contribution rates in the schedule of employer contributions are calculated as of June 30, two years prior to the end of the fiscal year in which contributions are reported (June 30, 2016 valuation for the June 30, 2018 fiscal year end). The following actuarial methods and assumptions were used to determine the most recent contribution rate reported in that schedule:

Actuarial cost method	Entry age
Amortization method	Level percentage of payroll, open
Remaining amortization period	36.6 years
Asset valuation method	5-year smoothed market
Price Inflation	3.00 percent
Salary increase	3.75 percent to 19.00 percent, including inflation
Investment rate of return	7.75 percent, net of pension plan investment expense, including inflation

OPEB Schedules

(1) *Changes of assumptions*

2017: The discount rate was changed from 3.01% for the prior Measurement Date to 3.56% for the current Measurement Date.

2018: The discount rate was changed from 3.56% for the prior Measurement Date to 3.89% for the current Measurement Date.

(2) *Changes in benefit provisions*

2017: None

2018: None

(3) *Methods and assumptions used in calculations of Actuarially Determined Contributions.* The Actuarially Determined Contributions rates, as a percentage of payroll, used to determine the

COVINGTON COUNTY SCHOOL DISTRICT  
Notes to the Required Supplementary Information  
For the Year Ended June 30, 2019

Actuarially Determined Contribution amounts in the Schedule of Employer Contributions are calculated as of the most recent Valuation Date. The following actuarial methods and assumptions (from the June 30, 2017 actuarial valuation) were used to determine contribution rates reported in that schedule for the year ending June 30, 2018:

Actuarial cost method	Entry age
Amortization method	Level dollar
Amortization period	30 years, open
Asset valuation method	Market Value of Assets
Price inflation	3%
Salary increases, including wage inflation	3.25% to 18.50%
Initial health care cost trend rates	
Medicare Supplement Claims	7.75%
Pre-Medicare	
Ultimate health care cost trend rates	
Medicare Supplement Claims	5.00%
Pre-Medicare	
Year of ultimate trend rates	
Medicare Supplement Claims	2023
Pre-Medicare	
Long-term investment rate of return, net of pension plan investment expense, including price inflation	3.56%



## SUPPLEMENTARY INFORMATION

**COVINGTON COUNTY SCHOOL DISTRICT**  
**Supplementary Information**

**Schedule of Expenditures of Federal Awards**  
**For the Year Ended June 30, 2019**

Federal Grantor/Pass-through Grantor/Program Title	Catalog of Federal Domestic Assistance No.	Pass-through Entity Identifying Number	Federal Expenditures
<b><u>U.S. Department of Agriculture</u></b>			
Passed-through Mississippi Department of Education:			
Child nutrition cluster:			
School breakfast program	10.553	195MS326N1099	\$ 489,848
National school lunch program	10.555	195MS326N1099	1,186,709
Summer feeding	10.559	195MS326N1099	9,106
Total child nutrition cluster			1,685,663
Total passed-through Mississippi Department of Education			1,685,663
<b>Total U.S. Department of Agriculture</b>			<b>1,685,663</b>
<b><u>U.S. Department of Education</u></b>			
Passed-through Mississippi Department of Education:			
Title I grants to local educational agencies	84.010	ES010A180024	1,610,064
Career and Technical Education - Basic Grants to States	84.048	V048A180024	27,351
Rural Education	84.358	ES3588180024	99,195
Supporting Effective Instruction State Grants	84.367	ES367A180023	160,249
Education Innovation and Research	84.411	(not provided)	2,500
Student Support and Academic Enrichment Program	84.424	ES424A180025	23,108
Subtotal			1,922,467
Special education cluster:			
Special education - grants to states	84.027	H027A180108	699,127
Special education - preschool grants	84.173	H173A180113	37,819
Total special education cluster			736,946
Total passed-through Mississippi Department of Education			2,659,413
<b>Total U.S. Department of Education</b>			<b>2,659,413</b>
<b><u>U.S. Department of Social Security Administration</u></b>			
Passed-through Mississippi Department of Education:			
Social Security Disability Insurance	96.001	04-19-04MSDI00	1,036
Total passed-through Mississippi Department of Education			1,036
<b>Total U.S. Department of Education</b>			<b>1,036</b>
<b><u>U.S. Department of Health and Human Services</u></b>			
Passed-through Mississippi Department of Education:			
Medical assistance program	93.778	1905MS5ADM	61,775
Total passed-through Mississippi Department of Education			61,775
<b>Total U.S. Department of Health and Human Services</b>			<b>61,775</b>
Total for All Federal Awards			\$ 4,407,887

The notes to the Supplementary Information are an integral part of this schedule.

# COVINGTON COUNTY SCHOOL DISTRICT

## Notes to the Supplementary Information

For the Year Ended June 30, 2019

### Schedule of Expenditures of Federal Awards

(1) Basis of Presentation

The accompanying schedule of expenditures of federal awards (the "Schedule") includes the federal award activity of the Covington County School District under programs of the federal government for the year ended June 30, 2019. The information in this Schedule is presented in accordance with the requirements of Title 2 U.S. *Code of Federal Regulations* Part 200, *Uniform Administrative Requirements, Cost Principles, and Audit Requirements for Federal Awards* (Uniform Guidance). Because the Schedule presents only a selected portion of the operations of the Covington County School District, it is not intended to and does not present the financial position, changes in net position, or cash flows of the Covington County School District.

(2) Summary of Significant Accounting Policies

Expenditures reported on the Schedule are reported on the same basis of accounting and the same significant accounting policies, as applicable, as those used for the financial statements; however, the expenditures include transfers out. Such expenditures are recognized following the cost principles contained in the Uniform Guidance, wherein certain types of expenditures are not allowable or are limited as to reimbursement.

(3) Indirect Cost Rate

The Covington County School District has not elected to use the 10-percent de minimis indirect cost rate allowed under the Uniform Guidance.

(4) Other Items

Donated commodities are included in the National School Lunch Program.

E-rate funds have not been included on this schedule due to the fact the FCC considers the support to be in the form of providing a discount to the schools and libraries and does not consider the assistance to be direct financial support.

### Schedule of Instructional, Administrative and Other Expenditures – Governmental Funds

(1) Basis of Accounting

This schedule is presented on the same basis of accounting and the same significant accounting policies, as applicable, as those used for the financial statements.

**Covington County School District**

**Supplementary Information**

**Schedule of Instructional, Administrative and Other Expenditures - Governmental Funds**

**For the Year Ended June 30, 2019**

<u>Expenditures</u>	<u>Total</u>	<u>Instruction and Other Student Instructional Expenditures</u>	<u>General Administration</u>	<u>School Administration</u>	<u>Other</u>
Salaries and fringe benefits	\$ 21,139,538	15,984,124	954,113	1,608,485	2,592,816
Other	6,973,007	2,650,098	527,528	42,056	3,753,325
 Total	 \$ 28,112,545	 18,634,222	 1,481,641	 1,650,541	 6,346,141
 Total number of students *	 2,771				
 Cost per student	 \$ 10,146	 6,725	 535	 596	 2,290

For purposes of this schedule, the following columnar descriptions are applicable:

Instruction and Other Student Instructional Expenditures - includes the activities dealing directly with the interaction between teachers and students. Included here are the activities of teachers, teachers aides or classroom assistants of any type.

General Administration - includes expenditures for the following functions: Support Services - General Administration and Support Services - Business.

School Administration - includes expenditures for the following function: Support Services - School Administration.

Other - includes all expenditure functions not included in Instruction or Administration Categories.

\* includes the number of students reported on the ADA report submission for month 9, which is the final submission for the fiscal year

## OTHER INFORMATION

**Covington County School District  
Other Information**

**Statement of Revenues, Expenditures and Changes in Fund Balances**

**General Fund**

**Last Four Years**

**UNAUDITED**

	2019	2018*	2017*	2016*
<b>Revenues:</b>				
Local sources	\$ 8,798,414	\$ 7,994,506	\$ 7,464,292	\$ 7,092,657
State sources	14,084,411	13,901,326	14,356,722	14,326,171
Federal sources	36,136	128,378	172,315	1,176
Sixteenth Section sources	527,421	346,324	277,572	507,762
Total Revenues	<u>23,446,382</u>	<u>22,370,534</u>	<u>22,270,901</u>	<u>21,927,766</u>
<b>Expenditures:</b>				
Instruction	13,676,671	13,050,875	12,687,303	13,128,895
Support services	8,345,697	7,466,481	6,890,150	6,784,895
Sixteenth section	48,844	56,064	168,586	289,626
Debt Service:				
Principal	-	118,776		
Interest	37,698	66,466	56,755	65,737
Total Expenditures	<u>22,108,910</u>	<u>20,758,662</u>	<u>19,802,794</u>	<u>20,269,153</u>
Excess (Deficiency) of Revenues over (under) Expenditures	<u>1,337,472</u>	<u>1,611,872</u>	<u>2,468,107</u>	<u>1,658,613</u>
<b>Other Financing Sources (Uses):</b>				
Insurance recovery		5,962	12,332	
Operating transfers in	73,250	156,147		
Other financing sources		2,635		
Operating transfers out	(752,842)	(725,342)	(642,544)	(730,622)
Other financing uses	(4,553)			(632)
Total Other Financing Sources (Uses)	<u>(684,145)</u>	<u>(560,598)</u>	<u>(630,212)</u>	<u>(731,254)</u>
Net Change in Fund Balances	<u>653,327</u>	<u>1,051,274</u>	<u>1,837,895</u>	<u>927,359</u>
<b>Fund Balances:</b>				
July 1 , as originally reported	8,079,757	7,021,517	5,182,292	4,257,870
Prior period adjustments	(76,734)	6,966	1,330	(2,937)
July 1 , as restated	<u>8,003,023</u>	<u>7,028,483</u>	<u>5,183,622</u>	<u>4,254,933</u>
End of Period	<u>\$ 8,656,350</u>	<u>\$ 8,079,757</u>	<u>\$ 7,021,517</u>	<u>\$ 5,182,292</u>

\*SOURCE - PRIOR YEAR AUDIT REPORTS

**Covington County School District**  
**Other Information**

**Statement of Revenues, Expenditures and Changes in Fund Balances**

**All Governmental Funds**

**Last Four Years**

**UNAUDITED**

	2019	2018*	2017*	2016*
<b>Revenues:</b>				
Local sources	\$ 9,620,417	\$ 8,751,455	\$ 8,267,236	\$ 7,880,182
State sources	14,715,525	14,823,481	15,188,272	14,774,693
Federal sources	4,470,907	4,420,484	4,818,870	4,680,334
Sixteenth section sources	1,719,944	820,678	563,733	1,069,010
Total Revenues	30,526,793	28,816,098	28,838,111	28,404,219
<b>Expenditures:</b>				
Instruction	16,510,405	15,793,553	15,480,051	15,668,239
Support services	9,550,288	8,828,233	8,673,034	8,641,497
Noninstructional services	1,780,042	1,876,337	1,833,243	1,815,841
Sixteenth section	68,583	142,218	235,552	362,442
Debt service:				
Principal	121,890	118,776		
Interest	78,837	91,666	81,955	90,937
Other	2,500	2,500	2,052	1,440
Total Expenditures	28,112,545	26,853,283	26,305,887	26,580,396
Excess (Deficiency) of Revenues over (under) Expenditures	2,414,248	1,962,815	2,532,224	1,823,823
<b>Other Financing Sources (Uses):</b>				
Insurance recovery		5,962	12,332	
Payment held by escrow agent	228,555	231,453	224,439	228,857
Payment to QSCB debt escrow agent	(228,555)	(231,453)	(224,439)	(228,857)
Operating transfers in	859,572	1,006,688	652,157	760,031
Other financing sources		2,635		
Operating transfers out	(859,572)	(1,006,688)	(652,157)	(760,031)
Other financing uses	(4,553)			(632)
Total Other Financing Sources (Uses)	(4,553)	8,597	12,332	(632)
Net Change in Fund Balances	2,409,695	1,971,412	2,544,556	1,823,191
<b>Fund Balances:</b>				
July 1, as originally reported	25,088,417	23,117,521	20,574,574	18,750,177
Prior period adjustments	(89,057)	(10,897)	1,330	(4,823)
July 1, as restated	24,999,360	23,106,624	20,575,904	18,745,354
Increase (Decrease) in reserve for inventory	(19,296)	10,381	(2,939)	6,029
End of Period	\$ 27,389,759	\$ 25,088,417	\$ 23,117,521	\$ 20,574,574

\*SOURCE - PRIOR YEAR AUDIT REPORTS

## REPORTS ON INTERNAL CONTROL AND COMPLIANCE



# BROWN CPA, PLLC

735 Avignon Dr. Suite 1  
Ridgeland, MS 39157

Phone: 601-325-6013  
Fax: 601-202-3038

clint.brown@brownafs.com

---

INDEPENDENT AUDITOR'S REPORT  
ON INTERNAL CONTROL OVER FINANCIAL REPORTING AND ON COMPLIANCE AND  
OTHER MATTERS BASED ON AN AUDIT OF FINANCIAL STATEMENTS  
PERFORMED IN ACCORDANCE WITH *GOVERNMENT AUDITING STANDARDS*

Superintendent and School Board  
Covington County School District

We have audited, in accordance with the auditing standards generally accepted in the United States of America and the standards applicable to financial audits contained in *Government Auditing Standards* issued by the Comptroller General of the United States, the financial statements of the governmental activities, each major fund, and the aggregate remaining fund information of Covington County School District, as of and for the year ended June 30, 2019, and the related notes to the financial statements, which collectively comprise Covington County School District's basic financial statements, and have issued our report thereon dated March 25, 2020.

## Internal Control Over Financial Reporting

In planning and performing our audit of the financial statements, we considered Covington County School District's internal control over financial reporting (internal control) to determine the audit procedures that are appropriate in the circumstances for the purpose of expressing our opinion on the financial statements, but not for the purpose of expressing an opinion on the effectiveness of Covington County School District's internal control. Accordingly, we do not express an opinion on the effectiveness of Covington County School District's internal control. A *deficiency in internal control* exists when the design or operation of a control does not allow management or employees, in the normal course of performing their assigned functions, to prevent, or detect and correct, misstatements on a timely basis. A *material weakness* is a deficiency, or a combination of deficiencies, in internal control, such that there is a reasonable possibility that a material misstatement of the entity's financial statements will not be prevented, or detected and corrected on a timely basis. A *significant deficiency* is a deficiency, or a combination of deficiencies, in internal control that is less severe than a material weakness, yet important enough to merit attention by those charged with governance.

Our consideration of internal control was for the limited purpose described in the first paragraph of this section and was not designed to identify all deficiencies in internal control that might be material weaknesses or significant deficiencies. Given these limitations, during our audit we did not identify any deficiencies in internal control that we consider to be material weaknesses. However, material weaknesses may exist that have not been identified.


## Compliance and Other Matters

As part of obtaining reasonable assurance about whether Covington County School District's financial statements are free from material misstatement, we performed tests of its compliance with certain provisions of laws, regulations, contracts, and grant agreements, noncompliance with which could have a direct and material effect on the determination of financial statement amounts. However, providing an opinion on compliance with those provisions was not an objective of our audit, and accordingly, we do not express such an opinion. The results of our tests disclosed no instances of noncompliance or other matters that are required to be reported under *Government Auditing Standards*.

## **Purpose of this Report**

The purpose of this report is solely to describe the scope of our testing of internal control and compliance and the results of that testing, and not to provide an opinion on the effectiveness of the entity's internal control or on compliance. This report is an integral part of an audit performed in accordance with *Government Auditing Standards* in considering the entity's internal control and compliance. Accordingly, this communication is not suitable for any other purpose.

Brown CPA, PLLC  
Ridgeland, Mississippi  
March 25, 2020

A handwritten signature in dark ink that reads "Brown CPA, PLLC". The signature is written in a cursive, flowing style.

# BROWN CPA, PLLC

735 Avignon Dr. Suite 1  
Ridgeland, MS 39157

Phone: 601-325-6013  
Fax: 601-202-3038

clint.brown@brownafs.com

---

## **Independent Auditor's Report on Compliance For Each Major Federal Program; Report on Internal Control Over Compliance Required by the Uniform Guidance**

Superintendent and School Board  
Covington County School District

### **Report on Compliance for Each Major Federal Program**

We have audited Covington County School District's compliance with the types of compliance requirements described in the *OMB Compliance Supplement* that could have a direct and material effect on each of Covington County School District's major federal programs for the year ended June 30, 2019. Covington County School District's major federal programs are identified in the summary of auditor's results section of the accompanying schedule of findings and questioned costs.

### ***Management's Responsibility***

Management is responsible for compliance with federal statutes, regulations, and the terms and conditions of its federal awards applicable to its federal programs.

### ***Auditor's Responsibility***

Our responsibility is to express an opinion on compliance for each of Covington County School District's major federal programs based on our audit of the types of compliance requirements referred to above. We conducted our audit of compliance in accordance with auditing standards generally accepted in the United States of America; the standards applicable to financial audits contained in Government Auditing Standards, issued by the Comptroller General of the United States; and the audit requirements of Title 2 U.S. Code of Federal Regulations Part 200, Uniform Administrative Requirements, Cost Principles, and Audit requirements for Federal Awards (Uniform Guidance). Those standards and Uniform Guidance require that we plan and perform the audit to obtain reasonable assurance about whether noncompliance with the types of compliance requirements referred to above that could have a direct and material effect on a major federal program occurred. An audit includes examining, on a test basis, evidence about Covington County School District's compliance with those requirements and performing such other procedures as we considered necessary in the circumstances.

We believe that our audit provides a reasonable basis for our opinion on compliance for each major federal program. However, our audit does not provide a legal determination of Covington County School District's compliance.

### ***Opinion on Each Major Federal Program***

In our opinion, Covington County School District complied, in all material respects, with the types of compliance requirements referred to above that could have a direct and material effect on each of its major federal programs for the year ended June 30, 2019.

### **Report on Internal Control Over Compliance**

Management of Covington County School District is responsible for establishing and maintaining effective internal control over compliance with the types of compliance requirements referred to above. In planning and performing our audit of compliance, we considered Covington County School District's internal control over compliance with the types of requirements that could have a direct and material effect on each major

federal program to determine the auditing procedures that are appropriate in the circumstances for the purpose of expressing an opinion on compliance for each major federal program and to test and report on internal control over compliance in accordance with the Uniform Guidance, but not for the purpose of expressing an opinion on the effectiveness of internal control over compliance. Accordingly, we do not express an opinion on the effectiveness of Covington County School District's internal control over compliance.


*A deficiency in internal control over compliance* exists when the design or operation of a control over compliance does not allow management or employees, in the normal course of performing their assigned functions, to prevent, or detect and correct, noncompliance with a type of compliance requirement of a federal program on a timely basis. *A material weakness in internal control over compliance* is a deficiency, or combination of deficiencies, in internal control over compliance, such that there is a reasonable possibility that material noncompliance with a type of compliance requirement of a federal program will not be prevented, or detected and corrected, on a timely basis. *A significant deficiency in internal control over compliance* is a deficiency, or a combination of deficiencies, in internal control over compliance with a type of compliance requirement of a federal program that is less severe than a material weakness in internal control over compliance, yet important enough to merit attention by those charged with governance.

Our consideration of internal control over compliance was for the limited purpose described in the first paragraph of this section and was not designed to identify all deficiencies in internal control over compliance that might be material weaknesses or significant deficiencies. We did not identify any deficiencies in internal control over compliance that we consider to be material weaknesses. However, material weaknesses may exist that have not been identified.

#### **Purpose of this Report**

The purpose of this report on internal control over compliance is solely to describe the scope of our testing of internal control over compliance and the results of that testing based on the requirements of Uniform Guidance. Accordingly, this report is not suitable for any other purpose.

Brown CPA, PLLC  
Ridgeland, Mississippi  
March 25, 2020



INDEPENDENT AUDITOR'S REPORT ON COMPLIANCE WITH STATE LAWS AND REGULATIONS

# BROWN CPA, PLLC

735 Avignon Dr. Suite 1  
Ridgeland, MS 39157

Phone: 601-325-6013  
Fax: 601-202-3038

clint.brown@brownafs.com

---

## INDEPENDENT AUDITOR'S REPORT ON COMPLIANCE WITH STATE LAWS AND REGULATIONS

Superintendent and School Board  
Covington County School District

We have audited the financial statements of the governmental activities, each major fund, and the aggregate remaining fund information of the Covington County School District as of and for the year ended June 30, 2019, which collectively comprise Covington County School District's basic financial statements and have issued our report thereon dated March 25, 2020. We conducted our audit in accordance with auditing standards generally accepted in the United States of America and the standards applicable to financial audits contained in *Government Auditing Standards*, issued by the Comptroller General of the United States.

Section 37-9-18(3)(a), Miss. Code Ann. (1972), states in part, "the auditor shall test to ensure that the school district is complying with the requirements of Section 37-61-33(3)(a)(iii), Miss. Code Ann. (1972), relating to classroom supply funds." As required by the state legal compliance audit program prescribed by the Office of the State Auditor, we have also performed procedures to test compliance with certain other state laws and regulations. However, providing an opinion on compliance with all state laws and regulations was not an objective of our audit and, accordingly, we do not express such an opinion.

The results of our procedures performed to test compliance with the requirements of Section 37-61-33(3)(a)(iii), Miss. Code Ann. (1972), disclosed no instances of noncompliance.

Section 37-9-18(3)(b), Miss. Code Ann. (1972), states in part, "the auditor shall test to insure correct and appropriate coding at the function level. The audit must include a report showing the correct and appropriate functional level expenditure codes in expenditures by the school district."

The results of our procedures performed to test compliance with the requirements of Section 37-9-18(3)(b), Miss. Code Ann. (1972), disclosed no instances of noncompliance related to incorrect or inappropriate functional level expenditure coding.

As required by the state legal compliance audit program prescribed by the Office of the State Auditor, we have also performed procedures to test compliance with certain other state laws and regulations. However, providing an opinion on compliance with all state laws and regulations was not an objective of our audit and, accordingly, we do not express such an opinion.

The results of procedures performed to test compliance with certain other state laws and regulations and our audit of the financial statements disclosed the following immaterial instance of noncompliance with other state laws and regulations. Our finding and recommendation and your response are as follows:

### **State Legal Finding 001**

Mississippi Code section 29-3-57 "The superintendent of education shall keep a current docket as to the expiration date of all leases on sixteenth section lands; likewise, he shall keep a correct current docket upon the existing leases or any extensions thereof as to the amounts and time of payment of rentals provided for by such lease. It shall be the duty of the superintendent of education to collect promptly all rentals due and all principal and interest due upon loans and investments of sixteenth section funds. Upon a sixty (60) day default in payment of any rentals according to the terms of such lease, the lease shall be declared terminated unless the board of education finds extenuating circumstances were present, and the board shall inaugurate the proper legal proceedings to terminate such lease. "

During test work on Sixteenth section leases, we noted that the following items:

- 1) Majority of the sample tested were paid late and the board was not properly notified.
- 2) Upon further testing more leases, it was noted most of the district's leases were paid over 60 to 90 days late.
- 3) The leases were not reconciled or agree to the Secretary of State report that is submitted annually.

The district did not reconcile leases or properly submit late notices to the board for review or termination.

The district is not in compliance with Mississippi Code section 29-3-57 due to not following proper procedures for leases that are late or not paid within 60 days of due date.

**Recommendation:**

We recommend that the district comply with Mississippi Code section 29-3-57 by properly notifying the board of leases not paid within 60 days of their due date. The district should reconcile their leases timely for collections and also make sure reports submitted to the Secretary of States office are accurate.

**District Response:**


The district will comply with Section 29-3-57 by properly notifying the board of overdue leases.

The Office of the State Auditor or a public accounting firm will review, on the subsequent year's audit engagement, the finding in this report to ensure that corrective action has been taken.

The Covington County School District's response to the finding included in this report was not audited and, accordingly, we express no opinion on it.

This report is intended solely for the information and use of the school board and management, entities with accreditation overview, and federal awarding agencies, the Office of the State Auditor and pass-through entities and is not intended to be and should not be used by anyone other than these specified parties. However, this report is a matter of public record and its distribution is not limited.

Brown CPA, PLLC  
Ridgeland, Mississippi  
March 25, 2020



## SCHEDULE OF FINDINGS AND QUESTIONED COSTS



COVINGTON COUNTY SCHOOL DISTRICT  
Schedule of Findings and Questioned Costs  
For the Year Ended June 30, 2019

Section I: Summary of Auditor's Results

Financial Statements:

- |    |   |               |
|----|---|---------------|
| 1. | Type of auditor's report issued:                      | Unmodified    |
| 2. | Internal control over financial reporting:            |               |
|    | a. Material weaknesses identified?                    | No            |
|    | b. Significant deficiencies identified?               | None reported |
| 3. | Noncompliance material to financial statements noted? | No            |

Federal Awards:

- |     |  |  |
|-----|--|--|
| 4.  | Internal control over major programs:  |  |
|     | a. Material weakness identified?   | No   |
|     | b. Significant deficiency identified?  | None reported                                |
| 5.  | Type of auditor's report issued on compliance for major programs:  | Unmodified                                   |
| 6.  | Any audit findings disclosed that are required to be reported in accordance with 2 CFR 200.516(a)?   | No   |
| 7.  | Identification of major programs:  |  |
|     | <u>CFDA Numbers</u>  | <u>Name of Federal Program or Cluster</u>    |
|     | 84.010   | Title I grants to local educational agencies |
|     | 84.027; 84.173   | Special Education Cluster                    |
| 8.  | Dollar threshold used to distinguish between type A and type B programs:   | \$750,000                                    |
| 9.  | Auditee qualified as low-risk auditee?   | Yes  |
| 10. | Prior fiscal year audit finding(s) and questioned costs relative to federal awards which would require the auditee to prepare a summary schedule of prior audit findings in accordance with 2CFR 200.511(b). | No   |

COVINGTON COUNTY SCHOOL DISTRICT  
Schedule of Findings and Questioned Costs  
For the Year Ended June 30, 2019

Section II: Financial Statement Findings

The results of our tests did not disclose any findings related to the financial statements that are required to be reported under *Government Auditing Standards*.

Section III: Federal Award Findings and Questioned Costs

The results of our tests did not disclose any findings and questioned costs related to the federal awards.