



The following document was not prepared by the Office of the State Auditor, but was prepared by and submitted to the Office of the State Auditor by a private CPA firm. The document was placed on this web page as it was submitted. The Office of the State Auditor assumes no responsibility for its content or for any errors located in the document. Any questions of accuracy or authenticity concerning this document should be submitted to the CPA firm that prepared the document. The name and address of the CPA firm appears in the document.

LEAKE COUNTY SCHOOL DISTRICT
Audited Financial Statements
For the Year Ended June 30, 2019

LEAKE COUNTY SCHOOL DISTRICT
TABLE OF CONTENTS

INDEPENDENT AUDITOR'S REPORT	1
MANAGEMENT'S DISCUSSION AND ANALYSIS	7
BASIC FINANCIAL STATEMENTS	
Government-wide Financial Statements	
Exhibit A - Statement of Net Position	17
Exhibit B - Statement of Activities	19
Governmental Funds Financial Statements	
Exhibit C - Balance Sheet	21
Exhibit C-1 - Reconciliation of the Governmental Funds Balance Sheet to the Statement of Net Position	23
Exhibit D - Statement of Revenues, Expenditures and Changes in Fund Balances	25
Exhibit D-1 - Reconciliation of the Governmental Funds Statement of Revenues, Expenditures and Changes in Fund Balances to the Statement of Activities	27
Fiduciary Funds Financial Statements	
Exhibit E - Statement of Fiduciary Assets and Liabilities	29
Notes to the Financial Statements	31
REQUIRED SUPPLEMENTARY INFORMATION	
Budgetary Comparison Schedule - General Fund	53
Budgetary Comparison Schedule - Title I Fund	55
Budgetary Comparison Schedule - IDEA Part B Fund	57
Schedule of the District's Proportionate Share of the Net Pension Liability	59
Schedule of District Contributions (PERS)	61
Schedule of the District's Proportionate Share of the Net OPEB Liability	63
Schedule of District Contributions (OPEB)	65
Notes to the Required Supplementary Information	67
SUPPLEMENTARY INFORMATION	
Schedule of Expenditures of Federal Awards	73
Schedule of Instructional, Administrative and Other Expenditures - Governmental Funds	75
Notes to the Supplementary Information	77
OTHER INFORMATION	
Statement of Revenues, Expenditures and Changes in Fund Balances - General Fund, Last Four Years	81
Statement of Revenues, Expenditures and Changes in Fund Balances - All Governmental Funds, Last Four Years	83
REPORTS ON INTERNAL CONTROL AND COMPLIANCE	
Independent Auditor's Report on Internal Control Over Financial Reporting and on Compliance and Other Matters Based on an Audit of Financial Statements Performed in Accordance with <i>Government Auditing Standards</i>	87
Independent Auditor's Report on Compliance for Each Major Federal Program and Report on Internal Control Over Compliance Required by the Uniform Guidance	89
INDEPENDENT AUDITOR'S REPORT ON COMPLIANCE WITH STATE LAWS AND REGULATIONS	93
SCHEDULE OF FINDINGS AND QUESTIONED COSTS	97

(This page left blank intentionally)

INDEPENDENT AUDITOR'S REPORT

(This page left blank intentionally)

SUZANNE E. SMITH, CPA, PLLC
AUDITING AND ACCOUNTING SERVICES
sesmithcpa@msn.com

INDEPENDENT AUDITOR'S REPORT

Superintendent and School Board
Leake County School District

Report on the Financial Statements

We have audited the accompanying financial statements of the governmental activities, each major fund, and the aggregate remaining fund information of the Leake County School District as of and for the year ended June 30, 2019, and the related notes to the financial statements, which collectively comprise the Leake County School District's basic financial statements as listed in the table of contents.

Management's Responsibility for the Financial Statements

Management is responsible for the preparation and fair presentation of these financial statements in accordance with accounting principles generally accepted in the United States of America; this includes the design, implementation, and maintenance of internal control relevant to the preparation and fair presentation of financial statements that are free from material misstatement, whether due to fraud or error.

Auditor's Responsibility

Our responsibility is to express opinions on these financial statements based on our audit. We conducted our audit in accordance with auditing standards generally accepted in the United States of America and the standards applicable to financial audits contained in *Government Auditing Standards*, issued by the Comptroller General of the United States. Those standards require that we plan and perform the audit to obtain reasonable assurance about whether the financial statements are free of material misstatement.

An audit involves performing procedures to obtain audit evidence about the amounts and disclosures in the financial statements. The procedures selected depend on the auditor's judgment, including the assessment of the risks of material misstatement of the financial statements, whether due to fraud or error. In making those risk assessments, the auditor considers internal control relevant to the entity's preparation and fair presentation of the financial statements in order to design audit procedures that are appropriate in the circumstances, but not for the purpose of expressing an opinion on the effectiveness of the entity's internal control. Accordingly, we express no such opinion. An audit also includes evaluating the appropriateness of accounting policies used and the reasonableness of significant accounting estimates made by management, as well as evaluating the overall presentation of the financial statements.

We believe that the audit evidence we have obtained is sufficient and appropriate to provide a basis for our audit opinions.

Opinions

In our opinion, the financial statements referred to above present fairly, in all material respects, the respective financial position of the governmental activities, each major fund, and the aggregate remaining fund information of the Leake County School District, as of June 30, 2019, and the respective changes in financial position thereof for the year then ended in accordance with accounting principles generally accepted in the United States of America.

POST OFFICE BOX 102
BRANDON, MISSISSIPPI 39043
PHONE: 601-938-5717

Other Matters

Required Supplementary Information

Accounting principles generally accepted in the United States of America require that the management's discussion and analysis, budgetary comparison information, the Schedule of the District's Proportionate Share of the Net Pension Liability, the Schedule of District Contributions (PERS), the Schedule of the District's Proportionate Share of the Net OPEB Liability, and the Schedule of District Contributions (OPEB) on pages 7-14, 53-57, 59-61, and 63-65, respectively, be presented to supplement the basic financial statements. Such information, although not a part of the basic financial statements, is required by the Governmental Accounting Standards Board, who considers it to be an essential part of financial reporting for placing the basic financial statements in an appropriate operational, economic, or historical context. We have applied certain limited procedures to the required supplementary information in accordance with auditing standards generally accepted in the United States of America, which consisted of inquiries of management about the methods of preparing the information and comparing the information for consistency with management's responses to our inquiries, the basic financial statements, and other knowledge we obtained during our audit of the basic financial statements. We do not express an opinion or provide any assurance on the information because the limited procedures do not provide us with sufficient evidence to express an opinion or provide any assurance.

Other Information

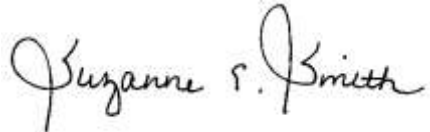
Our audit was conducted for the purpose of forming opinions on the financial statements that collectively comprise the Leake County School District's basic financial statements. The accompanying Schedule of Expenditures of Federal Awards, as required by Title 2 U.S. Code of Federal Regulations Part 200, Uniform Administrative Requirements, Cost Principles, and Audit Requirements for Federal Awards, the Schedule of Instructional, Administrative and Other Expenditures for Governmental Funds, and the other information section, which includes the Statement of Revenues, Expenditures and Changes in Fund Balances—General Fund, Last Four Years and the Statement of Revenues, Expenditures and Changes in Fund Balances—All Governmental Funds, Last Four Years are presented for purposes of additional analysis and are not a required part of the basic financial statements.

The accompanying Schedule of Expenditures of Federal Awards, as required by Title 2 U.S. Code of Federal Regulations Part 200, Uniform Administrative Requirements, Cost Principles, and Audit Requirements for Federal Awards, and the Schedule of Instructional, Administrative and Other Expenditures for Governmental Funds are the responsibility of management and were derived from and relate directly to the underlying accounting and other records used to prepare the basic financial statements. Such information has been subjected to the auditing procedures applied in the audit of the basic financial statements and certain additional procedures, including comparing and reconciling such information directly to the underlying accounting and other records used to prepare the financial statements or to the financial statements themselves, and other additional procedures in accordance with auditing standards generally accepted in the United States of America. In our opinion, the accompanying supplementary information mentioned above is fairly stated in all material respects in relation to the basic financial statements as a whole.

The other information section, which includes the Statement of Revenues, Expenditures and Changes in Fund Balances—General Fund, Last Four Years and the Statement of Revenues, Expenditures and Changes in Fund Balances—All Governmental Funds, Last Four Years has not been subjected to the auditing procedures applied in the audit of the basic financial statements and, accordingly, we do not express an opinion or provide any assurance on it.

Other Reporting Required by *Government Auditing Standards*

In accordance with *Government Auditing Standards*, we have also issued our report dated November 8, 2019, on our consideration of the Leake County School District's internal control over financial reporting and on our tests of its compliance with certain provisions of laws, regulations, contracts and grant agreements and other matters. The purpose of that report is solely to describe the scope of our testing of internal control over financial reporting and compliance and the results of that testing, and not to provide an opinion on the effectiveness of the Leake County School District's internal control over financial reporting or on compliance. That report is an integral part of an audit performed in accordance with *Government Auditing Standards* in considering Leake County School District's internal control over financial reporting and compliance.

A handwritten signature in cursive script that reads "Suzanne E. Smith". The signature is written in dark ink and is positioned above the printed name and date.

Suzanne E. Smith, CPA, PLLC
Brandon, Mississippi
November 8, 2019

(This page left blank intentionally)

MANAGEMENT'S DISCUSSION AND ANALYSIS

(This page left blank intentionally)

LEAKE COUNTY SCHOOL DISTRICT
Management's Discussion and Analysis
For the Year Ended June 30, 2019

The following discussion and analysis of Leake County School district's financial performance provides an overview of the School District's financial activities for the year ended June 30, 2019. The intent of this discussion and analysis is to look at the School District's performance as a whole. Readers are encouraged to review the financial statements and the notes to the financial statements to enhance their understanding of the School District's financial performance.

FINANCIAL HIGHLIGHTS

- Total net position for 2019 increased \$873,856, including a prior period adjustment of \$6,276, which represents a 6% increase from fiscal year 2018. Total net position for 2018 decreased \$3,336,392, including a prior period adjustment of (\$2,523,773), which represents a 27% decrease from fiscal year 2017.
- General revenues amounted to \$20,506,462 and \$19,837,180, or 79% and 79% of all revenues for fiscal years 2019 and 2018, respectively. Program specific revenues in the form of charges for services and grants and contributions accounted for \$5,587,516, or 21% of total revenues for 2019, and \$5,187,740, or 21% of total revenues for 2018.
- The District had \$25,226,398 and \$25,837,539 in expenses for fiscal years 2019 and 2018; only \$5,587,516 for 2019 and \$5,187,740 for 2018 of these expenses was offset by program specific charges for services, grants and contributions. General revenues of \$20,506,462 for 2019 were adequate to provide for these programs, while general revenues of \$19,837,180 for 2018 were not adequate to provide for these programs.
- Among major funds, the General Fund had \$20,052,782 in revenues and \$18,221,360 in expenditures for 2019, and \$18,848,710 in revenues and \$17,872,922 in expenditures in 2018. The General Fund's fund balance increased by \$1,332,028 from 2018 to 2019, and increased by \$600,782, including a prior period adjustment of \$30,879, from 2017 to 2018.
- Capital assets, net of accumulated depreciation, decreased by \$69,256 for 2019 and increased by \$22,701 for 2018. The decrease for 2019 was due primarily to the increase in accumulated depreciation.
- Long-term debt, including the liability for compensated absences, decreased by \$256,077 for 2019 and decreased by \$1,154,865 for 2018. This decrease for 2019 was due primarily to payments on outstanding debt. The liability for compensated absences decreased by \$1,077 for 2019 and decreased by \$4,865 for 2018.

OVERVIEW OF THE FINANCIAL STATEMENTS

This discussion and analysis serves as an introduction to the District's basic financial statements, which include government-wide financial statements, fund financial statements, and notes to the financial statements. This report also contains required supplementary information, supplementary information, and other information.

Government-wide Financial Statements

The government-wide financial statements are designed to provide the reader with a broad overview of the District's finances. These statements consist of the Statement of Net Position and the Statement of Activities, which are prepared using the flow of economic resources measurement focus and the accrual basis of accounting. The current year's revenues and expenses are taken into account regardless of when cash is received or paid.

The Statement of Net Position presents information on all the District's nonfiduciary assets, deferred outflows, liabilities, and deferred inflows, with the differences between them reported as "net position." Over time, increases or decreases in the District's net position may serve as a useful indicator of whether its financial position is improving or deteriorating.

LEAKE COUNTY SCHOOL DISTRICT
Management's Discussion and Analysis
For the Year Ended June 30, 2019

The Statement of Activities presents information showing how the District's net position changed during the most recent fiscal year. All changes in net position are reported as soon as the underlying event giving rise to the change occurs, regardless of the timing of related cash flows. Thus, revenues and expenses are reported in this statement for some items that will only result in cash flows in future fiscal periods.

The government-wide financial statements outline functions of the District that are principally supported by property taxes and intergovernmental revenues (governmental activities). The governmental activities of the District include instruction, support services, non-instructional, sixteenth section, pension expense, OPEB expense, and interest on long-term liabilities.

Fund Financial Statements

A fund is a grouping of related accounts that is used to maintain control over resources that have been segregated for specific activities or objectives. The District uses fund accounting to ensure and demonstrate compliance with finance-related legal requirements. All of the funds of the District can be divided into two categories: governmental funds and fiduciary funds.

Governmental funds – Most of the District's general activities are reported in its governmental funds. Governmental funds are used to account for essentially the same functions reported as governmental activities in the government-wide financial statements. However, governmental funds are accounted for using the modified accrual basis of accounting and the flow of current financial resources measurement focus. The approach focuses on near-term inflows and outflows of spendable resources, as well as balances of spendable resources available at year end. The governmental fund statements provide a detailed view of the District's near-term financing requirements.

Because the focus of governmental funds is narrower than that of the government-wide financial statements, it is useful to compare the information presented for governmental funds with similar information presented for governmental activities in the government-wide financial statements. By doing so, the reader may gain a better understanding of the long-term impact of the District's near-term financing decisions. The governmental funds Balance Sheet is reconciled to the Statement of Net Position, and the governmental funds Statement of Revenues, Expenditures, and Changes in Fund Balances is reconciled to the Statement of Activities to facilitate this comparison between governmental funds and governmental activities.

The District maintains individual governmental funds in accordance with the *Financial Accounting Manual for Mississippi Public School Districts*. Information is presented separately in the governmental funds Balance Sheet and in the governmental funds Statement of Revenues, Expenditures, and Changes in Fund Balances for all major funds. All non-major funds are combined and presented in these reports as other governmental funds.

Fiduciary funds – Fiduciary funds are used to account for resources held for the benefit of parties outside the District. Fiduciary funds are not reflected in the government-wide financial statements because resources of those funds are not available to support the District's own programs. These funds are reported using the accrual basis of accounting. The school district is responsible for ensuring that the assets reported in these funds are used for their intended purpose.

Reconciliation of Government-wide and Fund Financial Statements

The financial statements include two schedules that reconcile the amounts reported on the governmental funds financial statements (modified accrual basis of accounting) with government-wide financial statements (accrual basis of accounting). The following summarizes the major differences between the two statements:

Capital assets used in governmental activities are not reported on governmental funds financial statements.

LEAKE COUNTY SCHOOL DISTRICT
Management's Discussion and Analysis
For the Year Ended June 30, 2019

Capital outlay spending results in capital assets on government-wide financial statements, but is reported as expenditures on the governmental funds financial statements.

Bond and note proceeds result in liabilities on government-wide financial statements, but are recorded as other financing sources on the governmental funds financial statements.

A net pension liability and net OPEB liability result in liabilities on the government-wide financial statements but are not reported on governmental funds financial statements.

Certain other outflows represent either increases or decreases in liabilities on the government-wide financial statements, but are reported as expenditures on the governmental funds financial statements.

Notes to the financial statements

The notes provide additional information that is essential to a full understanding of the data provided in the government-wide and fund financial statements. The notes to the financial statements can be found immediately following the basic financial statements.

Required Supplementary Information

In addition to the basic financial statements and accompanying notes, this report also presents budgetary comparison schedules, Schedule of the District's Proportionate Share of the Net Pension Liability, Schedule of District Contributions (PERS), Schedule of the District's Proportionate Share of the Net OPEB Liability, and Schedule of District Contributions (OPEB) as required supplementary information. The District adopts an annual operating budget for all governmental funds. A budgetary comparison schedule has been provided for the General Fund as required by the Governmental Accounting Standards Board.

Supplementary Information

Additionally, a Schedule of Expenditures of Federal Awards as required by Title 2 U.S. Code of Federal Regulations Part 200, Uniform Administrative Requirements, Cost Principles, and Audit Requirements for Federal Awards and a Schedule of Instructional, Administrative and Other Expenditures for governmental funds can be found in this report.

Other Information

Although not a required part of the basic financial statements, the Statement of Revenues, Expenditures and Changes in Fund Balances—General Fund, Last Four Years and the Statement of Revenues, Expenditures and Changes in Fund Balances—All Governmental Funds, Last Four Years, is presented for purposes of additional analysis as required by the Mississippi Department of Education.

GOVERNMENT-WIDE FINANCIAL ANALYSIS

Net position

Net position may serve over time as a useful indicator of the District's financial position. Liabilities and deferred inflows of resources exceeded assets and deferred outflows of resources by \$14,668,908 as of June 30, 2019.

The District's financial position is a product of several financial transactions including the net result of activities, the acquisition and payment of debt, the acquisition and disposal of capital assets and the depreciation of capital assets.

LEAKE COUNTY SCHOOL DISTRICT
Management's Discussion and Analysis
For the Year Ended June 30, 2019

Table 1 presents a summary of the District's net position at June 30, 2019 and June 30, 2018.

Table 1
Condensed Statement of Net Position

	June 30, 2019	June 30, 2018	Percentage Change
Current assets	\$ 9,525,225	\$ 8,174,121	16.53 %
Restricted assets	285,924	285,849	0.03 %
Capital assets, net	16,194,537	16,263,793	-0.43 %
Total assets	26,005,686	24,723,763	5.18 %
Deferred outflows of resources	2,399,148	4,196,414	-42.83 %
Current liabilities	55,726	75,611	-26.30 %
Long-term debt outstanding	4,000,246	4,256,323	-6.02 %
Net pension liability	33,979,330	34,063,994	-0.25 %
Net OPEB liability	2,446,283	2,457,364	-0.45 %
Total liabilities	40,481,585	40,853,292	-0.91 %
Deferred inflows of resources	2,592,157	3,609,649	-28.19 %
Net position:			
Net investment in capital assets	12,329,537	12,143,793	1.53 %
Restricted	1,265,490	1,200,687	5.40 %
Unrestricted	(28,263,935)	(28,887,244)	2.16 %
Total net position	\$ (14,668,908)	\$ (15,542,764)	5.62 %

Additional information on unrestricted net position:

In connection with the application of standards on accounting and financial reporting for pensions and OPEB, management presents the following additional information:

Total unrestricted net position (deficit)	(\$28,263,935)
Less unrestricted deficit in net position resulting from recognition of the net pension liability and net OPEB liability including the related deferred outflows and deferred inflows	36,618,622
Unrestricted net position, exclusive of the net pension liability and net OPEB liability effect	<u>\$ 8,354,687</u>

The following are significant current year transactions that have had an impact on the Statement of Net Position.

- Decrease in net capital assets in the amount of \$69,256.
- The principal retirement of \$255,000 of long-term debt.

LEAKE COUNTY SCHOOL DISTRICT
Management's Discussion and Analysis
For the Year Ended June 30, 2019

Changes in net position

The District's total revenues for the fiscal years ended June 30, 2019 and June 30, 2018 were \$26,093,978 and \$25,024,920, respectively. The total cost of all programs and services was \$25,226,398 for 2019 and \$25,837,539 for 2018.

Table 2 presents a summary of the changes in net position for the fiscal years ended June 30, 2019 and June 30, 2018.

**Table 2
Changes in Net Position**

	Year Ended June 30, 2019	Year Ended June 30, 2018	Percentage Change
Revenues:			
Program revenues:			
Charges for services	\$ 259,814	223,605	16.19 %
Operating grants and contributions	5,242,702	4,877,204	7.49 %
Capital Grants and Contributions	85,000	86,931	(2.22) %
General revenues:			
Property taxes	4,612,232	4,443,711	3.79 %
Grants and contributions not restricted	15,485,916	15,008,613	3.18 %
Investment earnings	45,060	41,486	8.61 %
Sixteenth section sources	327,824	299,446	9.48 %
Other	35,430	43,924	(19.34) %
Total revenues	26,093,978	25,024,920	4.27 %
Expenses:			
Instruction	10,943,858	10,841,231	0.95 %
Support services	9,444,629	8,903,835	6.07 %
Non-instructional	1,831,376	1,909,897	(4.11) %
Sixteenth section	37,373	8,290	350.82 %
Pension expense	2,705,371	3,891,485	(30.48) %
OPEB expense	105,801	107,922	(1.97) %
Interest on long-term liabilities	157,990	174,879	(9.66) %
Total expenses	25,226,398	25,837,539	(2.37) %
Increase (Decrease) in net position	867,580	(812,619)	206.76 %
Net Position, July 1, as previously reported	(15,542,764)	(12,206,372)	(27.33) %
Prior Period Adjustment	6,276	(2,523,773)	100.25 %
Net Position, July 1, as restated	(15,536,488)	(14,730,145)	(5.47) %
Net Position, June 30	\$ (14,668,908)	(15,542,764)	5.62 %

Governmental activities

The following table presents the cost of seven major District functional activities: instruction, support services, non-instructional, sixteenth section, pension expense, OPEB expense and interest on long-term liabilities. The table also shows each functional activity's net cost (total cost less charges for services generated by the activities and intergovernmental aid provided for specific programs). The net cost presents the financial burden that was placed on the State and District's taxpayers by each of these functions.

LEAKE COUNTY SCHOOL DISTRICT
Management's Discussion and Analysis
For the Year Ended June 30, 2019

Table 3
Net Cost of Governmental Activities

	Total Expenses		Percentage Change
	2019	2018	
Instruction	\$ 10,943,858	\$ 10,841,231	0.95 %
Support services	9,444,629	8,903,835	6.07 %
Non-instructional	1,831,376	1,909,897	(4.11) %
Sixteenth section	37,373	8,290	350.82 %
Pension Expense	2,705,371	3,891,485	(30.48) %
OPEB Expense	105,801	107,922	(1.97) %
Interest on long-term liabilities	157,990	174,879	(9.66) %
Total expenses	\$ 25,226,398	\$ 25,837,539	(2.37) %

	Net (Expense) Revenue		Percentage Change
	2019	2018	
Instruction	\$ (9,252,266)	\$ (9,272,368)	0.22 %
Support services	(7,471,828)	(7,109,735)	(5.09) %
Non-instructional	46,204	(125,478)	136.82 %
Sixteenth section	8,170	32,068	(74.52) %
Pension Expense	(2,705,371)	(3,891,485)	30.48 %
OPEB Expense	(105,801)	(107,922)	1.97 %
Interest on long-term liabilities	(157,990)	(174,879)	9.66 %
Total net (expense) revenue	\$ (19,638,882)	\$ (20,649,799)	4.90 %

- Net cost of governmental activities [(\$19,638,882) for 2019 and (\$20,649,799) for 2018] was financed by general revenue, which is primarily made up of property taxes (\$4,612,232 for 2019 and \$4,443,711 for 2018) and state and federal revenues (\$15,485,916 for 2019 and \$15,008,613 for 2018). In addition, there was \$327,824 and \$299,446 in Sixteenth Section sources for 2019 and 2018, respectively.
- Investment earnings amounted to \$45,060 for 2019 and \$41,486 for 2018.

FINANCIAL ANALYSIS OF THE DISTRICT'S FUNDS

As noted earlier, the District uses fund accounting to ensure and demonstrate compliance with finance-related legal requirements.

Governmental funds. The focus of the District's governmental funds is to provide information on current inflows, outflows and balances of spendable resources. Such information is useful in assessing the District's financing requirements. In particular, unassigned fund balance may serve as a useful measure of the District's net resources available for spending at the end of the fiscal year.

The financial performance of the District as a whole is reflected in its governmental funds. As the District completed the year, its governmental funds reported a combined fund balance of \$9,786,149, an increase of \$1,368,973, which includes an increase in inventory of \$22,126. \$8,246,184 or 84% of the fund balance is unassigned, which represents the residual classification for the General Fund's fund balance that has not been assigned to other funds and that has not been restricted, committed, or assigned to specific purposes within the general fund. The remaining fund balance of \$1,539,965 or 16% is either nonspendable, restricted, committed or assigned to indicate that it is not available for spending except only for the purposes to which it is restricted, committed or assigned.

LEAKE COUNTY SCHOOL DISTRICT
Management's Discussion and Analysis
For the Year Ended June 30, 2019

The General Fund is the principal operating fund of the District. The increase in fund balance in the General Fund for the fiscal year was \$1,332,028. The fund balance of Other Governmental Funds showed an increase in the amount of \$36,945, which includes an increase in reserve for inventory of \$22,126. The increase (decrease) in the fund balances for the other major funds were as follows:

	<u>Major Fund</u>	<u>Increase (Decrease)</u>
Title I Fund		No change
IDEA Part B Fund		No change

BUDGETARY HIGHLIGHTS

During the year, the District revised the annual operating budget. Budget revisions were made to address and correct the original budgets to reflect more accurately the sources and uses of funding for the School District.

A schedule showing the original and final budget amounts compared to the District's actual financial activity for the General Fund and major special revenue funds is provided in this report as required supplementary information.

CAPITAL ASSETS AND DEBT ADMINISTRATION

Capital Assets. As of June 30, 2019, the District's total capital assets were \$29,727,905, including land, school buildings, building improvements, buses, other school vehicles, and furniture and equipment. This amount represents an increase of \$434,135 from 2018. Total accumulated depreciation as of June 30, 2019, was \$13,533,368, and total depreciation expense for the year was \$666,857, resulting in total net capital assets of \$16,194,537.

Table 4
Capital Assets, Net of Accumulated Depreciation

	<u>June 30, 2019</u>	<u>June 30, 2018</u>	<u>Percentage Change</u>
Land	\$ 459,075	\$ 459,075	0.00 %
Buildings	13,572,718	13,942,086	(2.65) %
Building improvements	100,816	108,707	(7.26) %
Improvements other than buildings	179,884	190,363	(5.50) %
Mobile equipment	1,688,531	1,324,710	27.46 %
Furniture and equipment	193,513	238,852	(18.98) %
Total	\$ 16,194,537	\$ 16,263,793	(0.43) %

Additional information on the District's capital assets can be found in Note 5 included in this report.

Debt Administration. At June 30, 2019, the District had \$4,000,246 in outstanding long-term debt, including the liability for compensated absences, of which \$265,000 is due within one year. The liability for compensated absences decreased \$1,077 from the prior year.

LEAKE COUNTY SCHOOL DISTRICT
Management's Discussion and Analysis
For the Year Ended June 30, 2019

Table 5
Outstanding Long-Term Debt

	<u>June 30, 2019</u>	<u>June 30, 2018</u>	<u>Percentage Change</u>
Other notes payable	\$ 3,865,000	\$ 4,120,000	(6.19) %
Compensated absences payable	135,246	136,323	(0.79) %
Total	<u>\$ 4,000,246</u>	<u>\$ 4,256,323</u>	(6.02) %

Additional information on the District's long-term debt can be found in Note 6 included in this report.

CURRENT ISSUES

The Leake County School District is financially stable. The District is proud of its community support of the public schools. The district has committed itself to financial excellence for many years. The District plans to continue its sound financial management to meet the challenges and to embrace the opportunities of the future.

CONTACTING THE DISTRICT'S FINANCIAL MANAGEMENT

If you have any questions about this report or need additional financial information, contact the Superintendent's Office of the Leake County School District, 111 West Main Street, Carthage, MS 39051.

FINANCIAL STATEMENTS

(This page left blank intentionally)

LEAKE COUNTY SCHOOL DISTRICT

Statement of Net Position

Exhibit A

June 30, 2019

	Governmental Activities
Assets	
Cash and cash equivalents	\$ 8,776,786
Cash with fiscal agents	1,177
Due from other governments	691,674
Other receivables, net	290
Inventories	55,298
Restricted assets	285,924
Capital assets, net of accumulated depreciation	16,194,537
Total Assets	<u>26,005,686</u>
Deferred Outflows of Resources	
Deferred outflows - pensions	2,266,467
Deferred outflows - OPEB	132,681
Total deferred outflows of resources	<u>2,399,148</u>
Liabilities	
Accounts payable and accrued liabilities	25,000
Interest payable on long-term liabilities	30,726
Long-term liabilities, due within one year:	
Capital related liabilities	265,000
Net OPEB liability	106,513
Long-term liabilities, due beyond one year:	
Capital related liabilities	3,600,000
Non-capital related liabilities	135,246
Net pension liability	33,979,330
Net OPEB liability	2,339,770
Total Liabilities	<u>40,481,585</u>
Deferred Inflows of Resources	
Deferred inflows - pensions	2,351,821
Deferred inflows - OPEB	240,336
Total deferred inflows of resources	<u>2,592,157</u>
Net Position	
Net investment in capital assets	12,329,537
Restricted for:	
Expendable:	
School-based activities	619,029
Debt service	73,381
Forestry improvements	261,716
Unemployment benefits	25,440
Non-expendable:	
Sixteenth section	285,924
Unrestricted	(28,263,935)
Total Net Position	<u>\$ (14,668,908)</u>

The notes to the financial statements are an integral part of this statement.

(This page left blank intentionally)

LEAKE COUNTY SCHOOL DISTRICT

Statement of Activities

Exhibit B

For the Year Ended June 30, 2019

Functions/Programs	Expenses	Program Revenues			Net (Expense) Revenue and Changes in Net Position
		Charges for Services	Operating Grants and Contributions	Capital Grants and Contributions	Governmental Activities
Governmental Activities:					
Instruction	\$ 10,943,858	139,533	1,552,059		(9,252,266)
Support services	9,444,629	1,635	1,886,166	85,000	(7,471,828)
Non-instructional	1,831,376	73,103	1,804,477		46,204
Sixteenth section	37,373	45,543			8,170
Pension expense	2,705,371				(2,705,371)
OPEB expense	105,801				(105,801)
Interest on long-term liabilities	157,990				(157,990)
Total Governmental Activities	<u>\$ 25,226,398</u>	<u>259,814</u>	<u>5,242,702</u>	<u>85,000</u>	<u>(19,638,882)</u>
General Revenues:					
Taxes:					
General purpose levies					4,279,072
Debt purpose levies					333,160
Unrestricted grants and contributions:					
State					15,246,462
Federal					239,454
Unrestricted investment earnings					45,060
Sixteenth section sources					327,824
Other					35,430
Total General Revenues					<u>20,506,462</u>
Change in Net Position					<u>867,580</u>
Net Position - Beginning, as previously reported					(15,542,764)
Prior Period Adjustments					<u>6,276</u>
Net Position - Beginning, as restated					<u>(15,536,488)</u>
Net Position - Ending					<u>\$ (14,668,908)</u>

The notes to the financial statements are an integral part of this statement.

(This page left blank intentionally

LEAKE COUNTY SCHOOL DISTRICT

Governmental Funds

Balance Sheet

Exhibit C

June 30, 2019

	<u>Major Funds</u>			<u>Other</u>	<u>Total</u>
	<u>General</u>	<u>Title I</u>	<u>IDEA Part B</u>	<u>Governmental</u>	<u>Governmental</u>
	<u>Fund</u>	<u>Fund</u>	<u>Fund</u>	<u>Funds</u>	<u>Funds</u>
Assets					
Cash and cash equivalents	\$ 7,806,503			1,256,207	9,062,710
Cash with fiscal agents	1,177				1,177
Due from other governments	236,806	223,080	134,190	97,598	691,674
Due from other funds	426,700			15,546	442,246
Other receivables	191			99	290
Inventories				55,298	55,298
Total assets	<u>8,471,377</u>	<u>223,080</u>	<u>134,190</u>	<u>1,424,748</u>	<u>10,253,395</u>
Liabilities and Fund Balances					
Liabilities:					
Accounts payable and accrued liabilities	25,000				25,000
Due to other funds		223,080	134,190	84,976	442,246
Total Liabilities	<u>25,000</u>	<u>223,080</u>	<u>134,190</u>	<u>84,976</u>	<u>467,246</u>
Fund Balances:					
Nonspendable:					
Inventory				55,298	55,298
Permanent fund principal				285,924	285,924
Restricted:					
Debt service				104,107	104,107
Forestry improvement purposes				261,716	261,716
Grant activities				563,731	563,731
Unemployment benefits				25,440	25,440
Assigned:					
Student activities	200,193				200,193
Instructional activities				7,930	7,930
Unemployment benefits				25,440	25,440
Interest on 16th section principal				10,186	10,186
Unassigned	<u>8,246,184</u>				<u>8,246,184</u>
Total Fund Balances	<u>8,446,377</u>	<u>0</u>	<u>0</u>	<u>1,339,772</u>	<u>9,786,149</u>
Total liabilities and fund balances	<u>\$ 8,471,377</u>	<u>223,080</u>	<u>134,190</u>	<u>1,424,748</u>	<u>10,253,395</u>

The notes to the financial statements are an integral part of this statement.

(This page left blank intentionally)

LEAKE COUNTY SCHOOL DISTRICT

Governmental Funds

Reconciliation of the Governmental Funds Balance Sheet to the Statement of Net Position **Exhibit C-1**
June 30, 2019

Total fund balances for governmental funds **\$ 9,786,149**

Amounts reported for governmental activities in the statement of Net Position are different because:

1. Capital assets used in governmental activities are not financial resources and therefore are not reported in the funds:

Land	\$ 459,075	
Buildings	23,214,084	
Building improvements	228,264	
Improvements other than buildings	261,984	
Mobile equipment	4,566,554	
Furniture and equipment	997,944	
Accumulated depreciation	<u>(13,533,368)</u>	16,194,537

2. Some liabilities, including net pension obligations, are not due and payable in the current period and, therefore, are not reported in the funds:

Net pension liability	(33,979,330)	
-----------------------	--------------	--

Deferred outflows and inflows of resources related to pensions are applicable to future periods and, therefore, are not reported in the funds:

Deferred outflows of resources related to pensions	2,266,467	
Deferred inflows of resources related to pensions	<u>(2,351,821)</u>	(34,064,684)

3. Some liabilities, including net OPEB obligations, are not due and payable in the current period and, therefore, are not reported in the funds:

Net OPEB liability	(2,446,283)	
--------------------	-------------	--

Deferred outflows and inflows of resources related to OPEB are applicable to future periods and, therefore, are not reported in the funds:

Deferred outflows of resources related to OPEB	132,681	
Deferred inflows of resources related to OPEB	<u>(240,336)</u>	(2,553,938)

4. Long-term liabilities and related accrued interest are not due and payable in the current period and therefore are not reported in the funds:

Other notes payable	(3,865,000)	
Compensated absences	(135,246)	
Accrued interest payable	<u>(30,726)</u>	(4,030,972)

Net Position of governmental activities **\$ (14,668,908)**

The notes to the financial statements are an integral part of this statement.

(This page left blank intentionally)

LEAKE COUNTY SCHOOL DISTRICT

Governmental Funds

Statement of Revenues, Expenditures and Changes in Fund Balances

Exhibit D

For the Year Ended June 30, 2019

	Major Funds			Other	Total
	General Fund	Title I Fund	IDEA Part B Fund	Governmental Funds	Governmental Funds
Revenues:					
Local sources	\$ 4,470,208		717	412,592	4,883,517
State sources	14,981,365			962,816	15,944,181
Federal sources	255,615	1,360,173	808,087	2,445,401	4,869,276
Sixteenth section sources	345,594			48,247	393,841
Total Revenues	20,052,782	1,360,173	808,804	3,869,056	26,090,815
Expenditures:					
Instruction	10,265,756	501,291	276,424	1,124,752	12,168,223
Support services	7,948,383	578,564	506,011	1,170,569	10,203,527
Noninstructional services	6,925	132,522		1,783,112	1,922,559
Sixteenth section	296			37,077	37,373
Debt service:					
Principal				255,000	255,000
Interest				160,081	160,081
Other				1,740	1,740
Total Expenditures	18,221,360	1,212,377	782,435	4,532,331	24,748,503
Excess (Deficiency) of Revenues over (under) Expenditures	1,831,422	147,796	26,369	(663,275)	1,342,312
Other Financing Sources (Uses):					
Insurance loss recoveries	1,435				1,435
Sale of transportation equipment	3,100				3,100
Operating transfers in	97,553			716,478	814,031
Operating transfers out	(601,482)	(147,796)	(26,369)	(38,384)	(814,031)
Total Other Financing Sources (Uses)	(499,394)	(147,796)	(26,369)	678,094	4,535
Net Change in Fund Balances	1,332,028	0	0	14,819	1,346,847
Fund Balances:					
July 1, 2018	7,114,349	0	0	1,302,827	8,417,176
Increase (Decrease) in reserve for inventory				22,126	22,126
June 30, 2019	\$ 8,446,377	0	0	1,339,772	9,786,149

The notes to the financial statements are an integral part of this statement.

(This page left blank intentionally)

LEAKE COUNTY SCHOOL DISTRICT

Governmental Funds

**Reconciliation of the Governmental Funds Statement of Revenues,
Expenditures and Changes in Fund Balances to the Statement of Activities
For the Year Ended June 30, 2019**

Exhibit D-1

Net change in fund balances - total governmental funds \$ 1,346,847

Amounts reported for governmental activities in the statement of activities are different because:

1. Governmental funds report capital outlay as expenditures. However, in the statement of activities, the cost of capital assets is allocated over their estimated useful lives as depreciation expense. In the current period, these amounts are:

Capital outlay	\$ 609,603	
Depreciation expense	<u>(666,857)</u>	(57,254)

2. In the statement of activities, only the gain/loss on the sale of assets is reported, while in the governmental funds, the proceeds from the sale increases financial resources. Thus, the change in Net Position differs from the change in fund balance by the cost of the assets sold.

	<u>(18,278)</u>	(18,278)
--	-----------------	----------

3. The issuance of long-term debt provides current financial resources to governmental funds, while the repayment of the principal of long-term debt consumes the current financial resources of governmental funds. Neither transaction, however, has any effect on net position. Also, governmental funds report the effect of premiums, discounts and the difference between the carrying value of refunded debt and the acquisition cost of refunded debt when debt is first issued. These amounts are deferred and amortized in the statement of activities:

Payments of debt principal	255,000	
Accrued interest payable	<u>2,091</u>	257,091

4. Some items relating to pensions and reported in the statement of activities do not provide or require the use of current financial resources and therefore are not reported as revenues/expenditures in the governmental funds. The activities include:

Pension expense	(2,705,371)	
Contributions subsequent to the measurement date	<u>2,017,467</u>	(687,904)

5. Some items relating to OPEB and reported in the statement of activities do not provide or require the use of current financial resources and therefore are not reported as revenues/expenditures in the governmental funds. The activities include:

OPEB expense	(105,801)	
State contribution to plan	3,162	
Contributions subsequent to the measurement date	<u>106,513</u>	3,874

6. Some items reported in the statement of activities do not provide or require the use of current financial resources and therefore are not reported as revenues/expenditures in governmental funds. These activities include:

Change in compensated absences	1,077	
Change in inventory reserve	<u>22,126</u>	23,203

7. Rounding 1

Change in Net Position of governmental activities		<u><u>\$ 867,580</u></u>
--	--	--------------------------

The notes to the financial statements are an integral part of this statement.

(This page left blank intentionally)

LEAKE COUNTY SCHOOL DISTRICT

Fiduciary Funds

Statement of Fiduciary Assets and Liabilities
June 30, 2019

Exhibit E

	Agency Funds
Assets	
Cash and cash equivalents	\$ 1,279,079
Other receivables	4,603
Total Assets	<u>1,283,682</u>
Liabilities	
Accounts payable and accrued liabilities	1,111,328
Due to student clubs	172,354
Total Liabilities	<u>\$ 1,283,682</u>

The notes to the financial statements are an integral part of this statement.

(This page left blank intentionally)

LEAKE COUNTY SCHOOL DISTRICT

Notes to the Financial Statements For Year Ended June 30, 2019

Note 1 – Summary of Significant Accounting Policies

The accompanying financial statements of the school district have been prepared in conformity with generally accepted accounting principles (GAAP) as prescribed by the Governmental Accounting Standards Board (GASB). GASB is the accepted standard-setting body for governmental accounting and financial reporting principles. The most significant of the school district's accounting policies are described below.

A. Financial Reporting Entity

As defined by accounting principles generally accepted in the United States of America, the school district is considered a "primary government." The school district is governed by a five (5) member board to which each member is elected by the citizens of each defined county district.

For financial reporting purposes, Leake County School District has included all funds and organizations. The District has also considered all potential component units for which it is financially accountable and other organizations for which the nature and significance of their relationship with the District are such that exclusion would cause the District's financial statements to be misleading or incomplete. The Governmental Accounting Standards Board has set forth criteria to be considered in determining financial accountability. These criteria include appointing a voting majority of an organization's governing body and (1) the ability of the District to impose its will on that organization or (2) the potential for the organization to provide specific benefits to or impose specific financial burdens on the District.

B. Government-wide and Fund Financial Statements

Government-wide Financial Statements – The Statement of Net Position and the Statement of Activities report information on all the non-fiduciary activities of the District. For the most part, the effect of inter-fund activity has been removed from these statements. Governmental activities, which normally are supported by tax and intergovernmental revenues, are reported separately from business type activities, which rely to a significant extent on fees and charges for support.

The Statement of Net Position presents the District's non-fiduciary assets, deferred outflows, liabilities, and deferred inflows with the difference reported as net position. Net position is reported in three categories:

1. Net investment in capital assets consists of capital assets, net of accumulated depreciation, and reduced by outstanding balances of bonds, notes and other debt attributable to the acquisition, construction or improvement of those assets.
2. Restricted net position results when constraints placed on net position use are either externally imposed or imposed by law through constitutional provisions or enabling legislation.
3. Unrestricted net position consists of net position not meeting the definition of the two preceding categories. Unrestricted net position often has constraints on resources imposed by management which can be removed or modified.

The Statement of Activities demonstrates the degree to which the direct expenses of a given function, or segment, are offset by program revenues. Direct expenses are those clearly identifiable with a specific function. Program revenues include 1) charges to customers or applicants who purchase, use, or directly benefit from goods, services, or privileges provided by a given function and 2) grants, contributions and interest restricted to meeting the operational or capital requirements of a particular function. Property taxes and other items not included among program revenues are reported instead as general revenues.

LEAKE COUNTY SCHOOL DISTRICT

Notes to the Financial Statements For Year Ended June 30, 2019

Fund Financial Statements - Separate financial statements are provided for governmental and fiduciary funds, even though the latter are excluded from the government-wide financial statements. Major individual governmental funds are reported in separate columns in the fund financial statements. All remaining governmental funds are aggregated and reported as other governmental funds.

The school district reports the following major governmental funds:

General Fund - This is the school district's primary operating fund. The general fund is used to account for and report all financial resources not accounted for and reported in another fund.

Title I Fund – This special revenue fund accounts for the revenues and associated expenditures of the Title I grant, a federally funded grant received through the State of Mississippi.

IDEA Part B Fund – This special revenue fund accounts for the revenues and associated expenditures of the Special Education grant to states, a federally funded grant received through the State of Mississippi.

All other governmental funds not meeting the criteria established for major funds are presented in the other governmental column of the fund financial statements.

The District's fiduciary funds include the following:

Student Club Funds – These various funds account for the monies raised through student club activities.

Payroll Clearing Fund – This fund is used to report the payroll resources held by the district in a purely custodial capacity (assets and liabilities) and does not involve the measurement of results of operations.

Accounts Payable Clearing Fund – This fund is used to report the resources of paid claims held by the district in a purely custodial capacity (assets and liabilities) and does not involve the measurement of results of operations.

Additionally, the school district reports the following fund types:

GOVERNMENTAL FUNDS

Special Revenue Funds - Special Revenue Funds are used to account for and report the proceeds of specific revenue sources that are restricted or committed to expenditure for specified purposes other than debt service or capital projects.

Capital Projects Funds - Capital Projects Funds are used to account for and report financial resources that are restricted, committed, or assigned to expenditure for capital outlays, including the acquisition or construction of capital facilities and other capital assets.

Debt Service Funds - Debt Service Funds are used to account for and report financial resources that are restricted, committed, or assigned to expenditure for principal and interest.

Permanent Funds - Permanent Funds are used to account for and report resources that are restricted to the extent that only earnings, and not the principal, may be used for purposes that support the district's programs.

LEAKE COUNTY SCHOOL DISTRICT

Notes to the Financial Statements For Year Ended June 30, 2019

FIDUCIARY FUNDS

Agency Funds - Agency Funds are used to report resources held by the district in a purely custodial capacity (assets equal liabilities) and do not involve measurement of results of operations.

C. Measurement Focus, Basis of Accounting, and Financial Statement Presentation

In the government-wide Statement of Net Position and Statement of Activities, governmental activities are presented using the economic resources measurement focus and the accrual basis of accounting, as are the Fiduciary Fund financial statements. Revenues are recorded when earned, and expenses are recorded when a liability is incurred or economic asset used, regardless of the timing of the related cash flows. Grants and similar items are recognized as revenue as soon as all eligibility requirements imposed by the provider have been met.

Governmental fund financial statements are reported using the current financial resources measurement focus and the modified accrual basis of accounting. Revenues are recognized as soon as they are both measurable and available. Measurable means knowing or being able to reasonably estimate the amount. Revenues are considered to be available when they are collectible within the current period or soon enough thereafter to pay liabilities of the current period. For this purpose, the government considers revenues to be available if they are collected within 60 days after year end. Expenditures (including capital outlay) are recorded when the related fund liability is incurred, as under accrual accounting. However, debt service expenditures, as well as expenditures related to compensated absences and judgments, are recorded only when payment is due.

Federal grants and assistance awards made on the basis of entitlement periods are recorded as receivables and revenues when entitlement occurs. Federal reimbursement type grants are recorded as revenues when the related expenditures are recognized. Use of grant resources is conditioned upon compliance with terms of the grant agreements and applicable federal regulations, which include subjecting grants to financial and compliance audits.

Property taxes, intergovernmental revenues (shared revenues, grants and reimbursements from other governments) and interest associated with the current fiscal period are all considered to be susceptible to accrual.

Ad valorem property taxes are levied by the governing authority of the county on behalf of the school district based upon an order adopted by the school board of the school district requesting an ad valorem tax effort in dollars. Since the taxes are not levied and collected by the school district, the revenues to be generated by the annual levies are not recognized until the taxes are actually collected by the tax levying authority.

Capital asset acquisitions are reported as expenditures in governmental funds. Proceeds of general long-term debt and acquisitions under capital leases are reported as other financing sources.

Under the terms of grant agreements, the district funds certain programs by a combination of specific cost-reimbursement grants and general revenues. Thus, when program expenses are incurred, there is both restricted and unrestricted net position available to finance the program. It is the District's policy to first apply cost-reimbursement grant resources to such programs and then general revenues.

The effect of inter-fund activity has been eliminated from the government-wide statements.

LEAKE COUNTY SCHOOL DISTRICT

Notes to the Financial Statements For Year Ended June 30, 2019

Revenues from the Mississippi Adequate Education Program are appropriated on a fiscal year basis and are recorded at the time the revenues are received from the State of Mississippi.

The account classifications used in the financial statements conform to the broad classifications recommended in *Governmental Accounting, Auditing, and Financial Reporting*, issued in 2012 by the Government Finance Officers Association and are consistent with the broad classifications recommended in *Financial Accounting for Local and State School Systems, 2014*, issued by the U.S. Department of Education.

D. Encumbrances

An encumbrance system is maintained to account for commitments or assignments resulting from approved purchase orders, work orders and contracts. However, the school district attempts to liquidate all encumbrances at year-end. Encumbrances outstanding at year-end are not reported within committed or assigned fund balances.

E. Assets, liabilities, deferred outflows/inflows, and fund balances

1. Cash, Cash equivalents and Investments

Cash and cash equivalents

The district's cash and cash equivalents are considered to be cash on hand, demand deposits, and short-term investments with original maturities of three months or less from the date of acquisition. The school district deposits excess funds in the financial institutions selected by the school board. State statutes specify how these depositories are to be selected.

Investments

The school district can invest its excess funds, as permitted by Section 29-3-113, Miss. Code Ann. (1972), in interest-bearing deposits or other obligations of the types described in Section 27-105-33, Miss. Code Ann. (1972), or in any other type investment in which any other agency, instrumentality or subdivision of the State of Mississippi may invest, except that 100% of said funds are authorized to be so invested.

For accounting purposes, certificates of deposit are classified as investments if they have an original maturity greater than three months when acquired.

Investments for the district are reported at fair value.

2. Receivables and payables

Activities between funds that are representative of lending/borrowing arrangements outstanding at the end of the fiscal year are referred to as either "due to/from other funds" (i.e., the current portion of inter-fund loans) or "advances to/from other funds" (i.e. the non-current portion of inter-fund loans). All other outstanding balances between funds are reported as "due to/from other funds."

Advances between funds, as reported in the fund financial statements, are offset by a fund balance reserve account in applicable governmental funds to indicate that they are not available for appropriation and are not expendable available financial resources.

LEAKE COUNTY SCHOOL DISTRICT

Notes to the Financial Statements
For Year Ended June 30, 2019

3. Due from Other Governments

Due from other governments represents amounts due from the State of Mississippi and various grants and reimbursements from other governments.

4. Inventories and Prepaid Items

Donated commodities are received from the USDA and are valued at USDA cost. Other inventories are valued at cost (calculated on the first-in, first-out basis). The costs of governmental fund type inventories are reported as expenditures when purchased.

Certain payments to vendors reflect costs applicable to future accounting periods and are recorded as prepaid items in both the government-wide and governmental fund financial statements.

5. Restricted Assets

Certain resources set aside for repayment of debt are classified as restricted assets on the Statement of Net Position because their use is limited by applicable debt statutes, e.g. Qualified School Construction Bond sinking funds. Also, the nonexpendable portion of the Permanent Fund, if applicable, is classified as restricted assets because the 16th Section Principal fund is not available for use by the district except as provided for under state statute for loans from this fund.

6. Capital Assets

Capital assets include land, improvements to land, easements, water rights, timber rights, buildings, building improvements, vehicles, machinery, equipment, works of art and historical treasures, infrastructure, and all other tangible or intangible assets that are used in operations and that have initial useful lives extending beyond a single reporting period. Capital assets are reported in the applicable governmental or business type activities columns in the government-wide Statement of Net Position. Capital assets are recorded at historical cost or estimated historical cost based on appraisals or deflated current replacement cost. Donated capital assets are recorded at estimated fair market value at the date of donation. The costs of normal maintenance and repair that do not add to the value of the asset or materially extend asset lives are not capitalized. Capital assets are defined by the District as assets with an initial, individual cost in excess of the thresholds in the table below.

Capital acquisition and construction are reflected as expenditures in the Governmental Fund statements and the related assets are reported as capital assets in the governmental activities column in the government-wide financial statements. Depreciation is calculated on the straight-line basis for all assets, except land.

The following schedule details the capitalization thresholds:

	Capitalization Policy	Estimated Useful Life
Land	\$ 0	0
Buildings	50,000	40 years
Building improvements	25,000	20 years
Improvements other than buildings	25,000	20 years
Mobile equipment	5,000	5-10 years
Furniture and equipment	5,000	3-7 years
Leased property under capital leases	*	*

LEAKE COUNTY SCHOOL DISTRICT

Notes to the Financial Statements
For Year Ended June 30, 2019

(*) The threshold amount will correspond with the amounts for the asset classifications, as listed. See Note 5 for details.

7. Deferred outflows/inflows of resources

In addition to assets, the statement of financial position will sometimes report a separate section for deferred outflows of resources. This separate financial statement element, deferred outflows of resources, represents a consumption of net position that applies to a future period(s) and so will not be recognized as an outflow of resources (expense/expenditure) until then.

Deferred outflows - pensions

Deferred outflows – postemployment benefits other than pensions (OPEB)

In addition to liabilities, the statement of financial position will sometimes report a separate section for deferred inflows of resources. This separate financial statement element, deferred inflows of resources, represents an acquisition of net position that applies to a future period(s) and so will not be recognized as an inflow of resources (revenue) until that time.

Deferred inflows - pensions

Deferred inflows – postemployment benefits other than pensions (OPEB)

See Notes 8 (pensions) and 9 (OPEB) and Note 16 for further details.

8. Compensated Absences

Employees of the school district accumulate sick leave at a minimum amount as required by state law. A greater amount may be provided by school district policy provided that it does not exceed the provisions for leave as provided in Sections 25-3-93 and 25-3-95, Miss. Code Ann. (1972). Some employees are allowed personal leave and/or vacation leave in accordance with school district policy. The district pays for unused leave for employees as required by Section 37-7-307(5), Miss. Code Ann. (1972).

The liability for these compensated absences is recorded as a long-term liability in the government-wide statements. The current portion of this liability is estimated based on historical trends. In the fund financial statements, governmental funds report the liability for compensated absences from expendable available financial resources only if the payable has matured, for example, an employee retires.

9. Long-term Liabilities and Bond Discounts/Premiums

In the government-wide financial statements, outstanding debt is reported as liabilities. Bond discounts or premiums and the difference between reacquisition price and the net carrying value of refunded debt are capitalized and amortized over the terms of the respective bonds using a method that approximates the effective interest method.

The governmental fund financial statements recognize the proceeds of debt and premiums as other financing sources of the current period. Issuance costs are reported as expenditures. See Note 6 for details.

10. Pensions

For purposes of measuring the net pension liability, deferred outflows of resources and deferred inflows of resources related to pensions, and pension expense, information about the fiduciary net position of the Public Employees' Retirement System (PERS) and additions to/deductions from PERS' fiduciary net position have been determined on the same basis as

LEAKE COUNTY SCHOOL DISTRICT

Notes to the Financial Statements
For Year Ended June 30, 2019

they are reported by PERS. For this purpose, the benefit payments (including refunds of employee contributions) are recognized when due and payable in accordance with the benefit terms. Investments are reported at fair value.

11. Postemployment Benefits Other than Pensions (OPEB)

For purposes of measuring the net OPEB liability, deferred outflows of resources and deferred inflows of resources related to OPEB, and OPEB expense, information about the fiduciary net position of the State and School Employees' Life and Health Plan (OPEB Plan) and additions to/deductions from the OPEB Plan's fiduciary net position have been determined on the same basis as they are reported by the OPEB Plan. For this purpose, benefit payments are recorded when the OPEB benefits come due. Investments are reported at fair value as determined by the state.

12. Fund Balances

Fund balance for governmental funds is reported in classifications that comprise a hierarchy based primarily on the extent to which the government is bound to honor constraints on the specific purposes for which amounts in those funds can be spent.

Governmental fund balance is classified as nonspendable, restricted, committed, assigned or unassigned. Following are descriptions of fund classifications used by the district:

Nonspendable fund balance includes items that cannot be spent. This includes activity that is not in a spendable form (inventories, prepaid amounts, long-term portion of loans/notes receivable, or property held for resale unless the proceeds are restricted, committed, or assigned) and activity that is legally or contractually required to remain intact, such as a principal balance in a permanent fund.

Restricted fund balance includes amounts that have constraints placed upon the use of the resources either by an external party or imposed by law through a constitutional provision or enabling legislation.

Committed fund balance includes amounts that can be used only for the specific purposes pursuant to constraints imposed by a formal action of the School Board, the District's highest level of decision-making authority. This formal action is the approval of such a commitment by the school board. Currently there is no committed fund balance for this school district.

Assigned fund balance includes amounts that are constrained by the district's intent to be used for a specific purpose, but are neither restricted nor committed. For governmental funds, other than the general fund, this is the residual amount within the fund that is not restricted or committed. Assignments of fund balance are created by the action of the district business manager pursuant to authorization established by school board policy.

Unassigned fund balance is the residual classification for the general fund. This classification represents fund balance that has not been assigned to other funds and that has not been restricted, committed, or assigned to specific purposes within the general fund. The general fund should be the only fund that reports a positive unassigned fund balance amount. In other governmental funds, it may be necessary to report a negative unassigned fund balance.

When an expenditure/expense is incurred for purposes for which both restricted and unrestricted (committed, assigned, or unassigned) resources are available, it is the District's general policy to use restricted resources first. When expenditures/expenses are incurred for purposes for which unrestricted (committed, assigned, and unassigned) resources are available, and amounts in any of these unrestricted classifications could be used, it is the district's general policy to spend committed resources first, followed by assigned amounts, and then unassigned amounts.

LEAKE COUNTY SCHOOL DISTRICT

Notes to the Financial Statements For Year Ended June 30, 2019

Note 2 – Cash and Cash Equivalents and Cash with Fiscal Agents

The district follows the practice of aggregating the cash assets of various funds to maximize cash management efficiency and returns. Restrictions on deposits and investments are imposed by statutes as follows:

Deposits. The school board must advertise and accept bids for depositories no less than once every three years as required by Section 37-7-333, Miss. Code Ann. (1972). The collateral pledged for the school district's deposits in financial institutions is held in the name of the State Treasurer under a program established by the Mississippi State Legislature and is governed by Section 27-105-5, Miss. Code Ann. (1972). Under this program, the entity's funds are protected through a collateral pool administered by the State Treasurer. Financial institutions holding deposits of public funds must pledge securities as collateral against those deposits. In the event of failure of a financial institution, securities pledged by that institution would be liquidated by the State Treasurer to replace the public deposits not covered by the Federal Deposit Insurance Corporation.

Investments. Sections 29-3-113 and 37-59-43, Miss. Code Ann. (1972), authorize the school board to invest excess funds in the types of investments authorized by Section 27-105-33(d) and (e), Miss. Code Ann. (1972). This section permits the following types of investments: (a) certificates of deposit or interest bearing accounts with qualified state depositories; (b) direct United States Treasury obligations; (c) United States Government agency, United States Government instrumentality or United States Government sponsored enterprise obligations, not to exceed fifty percent of all monies invested with maturities of thirty days or longer; (d) direct security repurchase agreements and reverse direct security repurchase agreements of any federal book entry of only those securities enumerated in (b) and (c) above; (e) direct obligations issued by the United States of America that are deemed to include securities of, or other interests in, any open-end or closed-end management type investment company or investment trust approved by the State Treasurer and the Executive Director of the Department of Finance and Administration, not to exceed twenty percent of invested excess funds. Investment income on bond funds (Capital Projects), bond sinking funds (Debt Service Funds) and sixteenth section principal funds (Permanent Funds) must be credited to those funds. Investment income of \$100 or more of any fund must be credited to that fund. Investment income of less than \$100 can be credited to the General Fund.

Cash and Cash Equivalents

The carrying amount of the school district's deposits with financial institutions reported in the governmental funds and fiduciary funds was \$9,062,710 and \$1,279,079, respectively.

Custodial Credit Risk - Deposits. Custodial credit risk is defined as the risk that, in the event of the failure of a financial institution, the district will not be able to recover deposits or collateral securities that are in the possession of an outside party. The district does not have a deposit policy for custodial credit risk. In the event of failure of a financial institution, securities pledged by that institution would be liquidated by the State Treasurer to replace the public deposits not covered by the Federal Deposit Insurance Corporation. Deposits above FDIC coverage are collateralized by the pledging financial institution's trust department or agent in the name of the Mississippi State Treasurer on behalf of the district.

Cash with Fiscal Agents

The carrying amount of school district's cash with fiscal agents held by financial institutions was \$1,177.

Note 3 – Inter-fund Receivables, Payables and Transfers

The following is a summary of inter-fund transactions and balances:

LEAKE COUNTY SCHOOL DISTRICT

Notes to the Financial Statements
For Year Ended June 30, 2019

A. Due From/To Other Funds

Receivable Fund	Payable Fund	Amount
General Fund	Title I Fund	\$ 207,534
	IDEA Part B Fund	134,190
	Other governmental funds	84,976
Other governmental funds	Title I Fund	15,546
		<u>\$ 442,246</u>

The inter-fund balances represent loans created by the existence of negative fund cash balances in a pooled bank account and interfund transfers due to other governmental funds from the Title I Fund. Negative fund cash balances in governmental funds (special revenues funds) are a result of the timing of cash flows inherent in the reimbursable grant funds due from the Federal government.

B. Inter-fund Transfers

Transfers Out	Transfers In	Amount
General Fund	Other governmental funds	\$ 601,482
Title I Fund	General Fund	32,800
	Other governmental funds	114,996
IDEA Part B Fund	General Fund	26,369
Other governmental funds	General Fund	38,384
Total		<u>\$ 814,031</u>

Inter-fund transfers represent transfers of indirect costs from special revenue funds to the General Funds and operational transfers between governmental funds.

Note 4 – Restricted Assets

The restricted assets represent the cash balance, totaling \$285,924, of the Sixteenth Section Principal Fund (permanent fund) which is legally restricted and may not be used for purposes that support the district's programs.

Note 5 – Capital Assets

The following is a summary of changes in capital assets for governmental activities:

LEAKE COUNTY SCHOOL DISTRICT

Notes to the Financial Statements
For Year Ended June 30, 2019

	Balance 7/1/2018	Increases	Decreases	Adjustments	Balance 6/30/2019
Governmental Activities:					
<u>Non-depreciable capital assets:</u>					
Land	\$ 459,075				459,075
Total non-depreciable capital assets	459,075	-		-	459,075
<u>Depreciable capital assets:</u>					
Buildings	23,214,084				23,214,084
Building improvements	228,264				228,264
Improvements other than buildings	261,984				261,984
Mobile equipment	4,145,138	604,194	182,778		4,566,554
Furniture and equipment	985,225	5,409		7,310	997,944
Total depreciable capital assets	28,834,695	609,603	182,778	7,310	29,268,830
<u>Less accumulated depreciation for:</u>					
Buildings	9,271,998	369,368			9,641,366
Building improvements	119,557	7,891			127,448
Improvements other than buildings	71,621	10,479			82,100
Mobile equipment	2,820,428	222,095	164,500		2,878,023
Furniture and equipment	746,373	57,024		1,034	804,431
Total accumulated depreciation	13,029,977	666,857	164,500	1,034	13,533,368
Total depreciable capital assets, net	15,804,718	(57,254)	18,278	6,276	15,735,462
Governmental activities capital assets, net	\$ 16,263,793	(57,254)	18,278	6,276	16,194,537

Depreciation expense was charged to the following governmental functions:

	Amount
Governmental activities:	
Instruction	\$ 105,150
Support services	538,885
Non-instructional	22,822
Total depreciation expense - Governmental activities	\$ 666,857

The capital assets above include significant amounts of buildings, which have been valued at estimated historical cost. The estimated historical cost was based on replacement cost multiplied by the consumer price index implicit price deflator for the year of acquisition.

Note 6 – Long-term Liabilities

The following is a summary of changes in long-term liabilities and other obligations for governmental activities:

	Balance 7/1/2018	Additions	Reductions	Balance 6/30/2019	Amounts due within one year
A. Other notes payable	4,120,000		255,000	3,865,000	265,000
B. Compensated absences payable	136,323		1,077	135,246	
Total	4,256,323	-	256,077	4,000,246	265,000

LEAKE COUNTY SCHOOL DISTRICT

Notes to the Financial Statements
For Year Ended June 30, 2019

A. Other Notes Payable

Debt currently outstanding is as follows:

Description	Interest Rate	Issue Date	Maturity Date	Amount Issued	Amount Outstanding
Limited Tax Notes, Series 2011	3.25-4.25%	15-Apr-11	15-Apr-31	\$ 5,275,000	\$ 3,865,000
				<u>\$ 5,275,000</u>	<u>\$ 3,865,000</u>

The following is a schedule by years of the total payments due on this debt:

Year Ending June 30	Principal	Interest	Total
2020	\$ 265,000	149,881	414,881
2021	270,000	139,944	409,944
2022	280,000	131,169	411,169
2023	290,000	121,719	411,719
2024	300,000	111,569	411,569
2025-2029	1,685,000	372,194	2,057,194
2030-2031	775,000	49,250	824,250
Total	<u>\$ 3,865,000</u>	<u>\$ 1,075,726</u>	<u>\$ 4,940,726</u>

This debt will be retired from the Three Mill Note Debt Service Fund and the EEF Buildings and Buses Fund. It is secured with a pledge of Education Enhancement (EEF) Funds for buildings and buses that is to be used for repayment of the three mill note. Proceeds of the notes were used to finance capital improvements. The notes are payable partially from future revenues of the state Education Enhancement revenue funds for buildings and buses and partially from local funds and are payable through April 15, 2031. Annual principal and interest payments on the notes are expected to require all of the district's annual allocation of such state revenues and local ad valorem revenues levied to complete the required debt service payments. The total principal and interest payments remaining are \$4,940,726. Total principal and interest paid for the current year and total state Education Enhancement Fund revenue for buildings and buses are \$415,081 and \$101,817, respectively.

B. Compensated absences payable

As more fully explained in Note 1(E)(8), compensated absences payable is adjusted on an annual basis as required by Section 37-7-307(5), Miss. Code Ann. (1972). Compensated absences will be paid from the fund from which the employees' salaries were paid.

Note 7 – Other Commitments

Operating leases:

The school district has several operating leases for the following:

1. One (1) postage meter
2. Seven (7) copiers

LEAKE COUNTY SCHOOL DISTRICT

Notes to the Financial Statements
For Year Ended June 30, 2019

Lease expenditures for the year ended June 30, 2019, amounted to \$31,489.

Future lease payments for these leases are as follows:

Year Ending June 30	Amount
2020	\$ 31,135
2021	30,994
2022	1,440
Total	<u>\$ 63,569</u>

Note 8– Defined Benefit Pension Plan

General Information about the Pension Plan

Plan Description. The school district contributes to the Public Employees' Retirement System of Mississippi (PERS), a cost-sharing multiple-employer defined benefit pension plan. PERS provides retirement and disability benefits, annual cost-of-living adjustments, and death benefits to plan members and beneficiaries. Plan provisions and the Board of Trustees' authority to determine contribution rates are established by Miss. Code Ann. Section 25-11-1 et seq., (1972, as amended) and may be amended only by the Mississippi Legislature. PERS issues a publicly available financial report that includes financial statements and required supplementary information. That report is available at www.pers.ms.gov.

Benefits provided. Membership in PERS is a condition of employment granted upon hiring for qualifying employees and officials of the State of Mississippi, state universities, community and junior colleges, and teachers and employees of the public school districts. For those persons employed by political subdivisions and instrumentalities of the State of Mississippi, membership is contingent upon approval of the entity's participation in PERS by the PERS' Board of Trustees. If approved, membership for the entity's employees is a condition of employment and eligibility is granted to those who qualify upon hiring. Participating members who are vested and retire at or after age 60 or those who retire regardless of age with at least 30 years of creditable service (25 years of creditable service for employees who became members of PERS before July 1, 2011) are entitled, upon application, to an annual retirement allowance payable monthly for life in an amount equal to 2.0 percent of their average compensation for each year of creditable service up to and including 30 years (25 years for those who became members of PERS before July 1, 2011), plus 2.5 percent for each additional year of creditable service with an actuarial reduction in the benefit for each year of creditable service below 30 years or the number of years in age that the member is below 65, whichever is less. Average compensation is the average of the employee's earnings during the four highest compensated years of creditable service. Benefits vest upon completion of eight years of membership service (four years of membership service for those who became members of PERS before July 1, 2007). PERS also provides certain death and disability benefits. A Cost-of-Living Adjustment (COLA) payment is made to eligible retirees and beneficiaries. The COLA is equal to 3.0 percent of the annual retirement allowance for each full fiscal year of retirement up to the year in which the retired member reaches age 60 (55 for those who became members of PERS before July 1, 2011), with 3.0 percent compounded for each fiscal year thereafter.

Contributions. PERS members are required to contribute 9.00% of their annual covered salary, and the school district is required to contribute at an actuarially determined rate. The employer's rate as of June 30, 2019 was 15.75% of annual covered payroll. Plan provisions and the Board of Trustees' authority to determine contribution rates are established by Section 25-11-1 of the Mississippi Code of 1972, as amended, and may be amended only by the Mississippi Legislature. The school district's contributions to PERS for the fiscal years ending June 30, 2019, 2018 and 2017 were \$2,017,467, \$2,054,713 and \$2,060,634 respectively, which equaled the required contributions for each year.

LEAKE COUNTY SCHOOL DISTRICT

Notes to the Financial Statements
For Year Ended June 30, 2019

Pension Liabilities, Pension Expense, and Deferred Outflows of Resources and Deferred Inflows of Resources Related to Pensions

At June 30, 2019, the school district reported a liability of \$33,979,330 for its proportionate share of the net pension liability. The net pension liability was measured as of June 30, 2018, and the total pension liability used to calculate the net pension liability was determined by an actuarial valuation as of that date. The District's proportion of the net pension liability was based on a projection of the school district's long-term share of contribution to the pension plan relative to projected contributions of all participating entities, actuarially determined. The school district's proportionate share used to calculate the June 30, 2019 net pension liability was 0.20428900 percent, which was based on a measurement date of June 30, 2018. This was a decrease of 0.00062700 percent from its proportionate share used to calculate the June 30, 2018 net pension liability, which was based on a measurement date of June 30, 2017.

For the year ended June 30, 2019, the District recognized pension expense of \$2,705,371. At June 30, 2019 the District reported deferred outflows of resources and deferred inflows of resources related to pensions from the following sources:

	Deferred Outflows of Resources	Deferred Inflows of Resources
Differences between expected and actual experience	\$ 155,907	\$ 143,680
Net difference between projected and actual earnings on pension plan investments		1,233,987
Changes of assumptions	20,111	27,903
Changes in proportion and differences between District contributions and proportionate share of contributions	72,982	946,251
District contributions subsequent to the measurement date	2,017,467	
Total	\$ <u>2,266,467</u>	\$ <u>2,351,821</u>

\$2,017,467 reported as deferred outflows of resources related to pensions resulting from school district contributions subsequent to the measurement date will be recognized as a reduction to the net pension liability in the year ended June 30, 2020. Other amounts reported as deferred outflows of resources and deferred inflows of resources related to pensions will be recognized in pension expense as follows:

Year Ending June 30:	
2020	\$ (787,639)
2021	(331,759)
2022	(830,615)
2023	(152,808)

Actuarial assumptions. The total pension liability in the June 30, 2018 actuarial valuation was determined using the following actuarial assumptions, applied to all periods included in the measurement:

Inflation	3.00 percent
Salary increases	3.25-18.50 percent, including inflation
Investment rate of return	7.75 percent, net of pension plan investment expense, including inflation

Mortality rates were based on the RP-2014 Healthy Annuitant Blue Collar Table Projected with Scale BB to 2022, with males rates set forward one year for males with adjustments.

LEAKE COUNTY SCHOOL DISTRICT

Notes to the Financial Statements For Year Ended June 30, 2019

The actuarial assumptions used in the June 30, 2018 valuation were based on the results of an actuarial experience study for the period July 1, 2012 to June 30, 2016. The experience report is dated April 18, 2017.

The long-term expected rate of return on pension plan investments was determined using a log-normal distribution analysis in which best-estimate ranges of expected future real rates of return (expected nominal returns, net of pension plan investment expense and the assumed rate of inflation) are developed for each major asset class. These ranges are combined to produce the long-term expected rate of return by weighting the expected future real rates of return by the target asset allocation percentage and by adding expected inflation. The target asset allocation and best estimates of arithmetic real rates of return for each major asset class are summarized in the following table:

<u>Asset Class</u>	<u>Target Allocation</u>		<u>Long-Term Expected Real Rate of Return</u>	
U.S. Broad	27.00	%	4.60	%
International Equity	18.00		4.50	
Emerging Markets Equity	4.00		4.75	
Global	12.00		4.75	
Fixed Income	18.00		0.75	
Real Estate	10.00		3.50	
Private Equity	8.00		5.10	
Emerging Debt	2.00		2.25	
Cash	1.00		0.00	
Total	100	%		

Discount rate. The discount rate used to measure the total pension liability was 7.75 percent. The projection of cash flows used to determine the discount rate assumed that plan member contributions will be made at the current contribution rate (9.00%) and that employer contributions will be made at the former employer contribution rate (15.75%) through June 30, 2019 and at the current contribution rate (17.40%) thereafter. Based on those assumptions, the pension plan's fiduciary net position was projected to be available to make all projected future benefit payments of current plan members. Therefore, the long-term expected rate of return on pension plan investments was applied to all periods of projected benefit payments to determine the total pension liability.

Sensitivity of the District's proportionate share of the net pension liability to changes in the discount rate. The following table presents the District's proportionate share of the net pension liability calculated using the discount rate of 7.75%, as well as what the District's proportionate share of the net pension liability would be if it were calculated using a discount rate that is 1-percentage-point lower (6.75%) or 1-percentage-point higher (8.75%) than the current rate:

	<u>1% Decrease (6.75%)</u>	<u>Current Discount Rate (7.75%)</u>	<u>1% Increase (8.75%)</u>
District's proportionate share of the net pension liability	\$ 44,741,027	\$ 33,979,330	\$ 25,034,939

Pension plan fiduciary net position. Detailed information about the pension plan's fiduciary net position is available in the separately issued PERS financial report.

Note 9 – Other Postemployment Benefits (OPEB)

General Information about the OPEB Plan.

Plan description. State law mandates that all state, public education, library, junior and community college

LEAKE COUNTY SCHOOL DISTRICT

Notes to the Financial Statements For Year Ended June 30, 2019

and retiring employees be offered health and life benefit coverage through the State and School Employees' Life and Health Insurance Plan (the Plan). The Plan was established by Section 25-15-3 et seq., Mississippi Code Ann. (1972), which may be amended only by the State Legislature. The State and School Employees' Health Insurance Management Board (the Board) administers the Plan. The Board has the sole legal authority to promulgate rules and regulations governing the operations of the Plan within the confines of the law governing the Plan. The Plan is self-insured and is financed through premiums collected from employers, employees, retirees and COBRA participants. The Plan provides for Other Postemployment Benefits (OPEB) as a multiple-employer defined benefit OPEB plan. The plan issues a publicly available financial report that can be obtained at <http://knowyourbenefits.dfa.ms.gov/>.

Benefits provided.

The Plan was formed by the State Legislature to provide group health and life benefits to full-time active and retired employees of the State, agencies, universities, community/junior colleges, public school districts and public libraries. In addition, the spouse and/or children of covered employees and retirees, as well as surviving spouses and COBRA participants, may be eligible for health insurance coverage under the Plan. Benefits of the OPEB Plan consist of an implicit rate subsidy, which is essentially the difference between the average cost of providing health care benefits to retirees under age 65 and the average cost of providing health care benefits to all participants when premiums paid by retirees are not age adjusted. Employees' premiums are funded primarily by their employers. Retirees must pay their own premiums, as do active employees for spouse and dependent medical coverage. The Board has the sole authority for setting life and health insurance premiums for the Plan. Per Section 12-15-15 (10) Mississippi Code Ann. (1972), a retired employee electing to purchase retiree life and health insurance must pay the full cost of such insurance premium. If the Board determined actuarially that the premium paid by the participating retirees adversely affects the overall cost of the Plan to the State, then the Board may impose a premium surcharge, not to exceed 15%, upon such participating retired employees who are under the age for Medicare eligibility and who are initially employed before January 1, 2006. For participating retired employees who are under the age for Medicare eligibility and who are initially employed on or after January 1, 2006, the Board may impose a premium surcharge in an amount the Board determined actuarially to cover the full cost of insurance. The Plan offers a Base option and a Select option for health benefits for non-Medicare participants. The Plan includes a separate coverage level for Medicare eligible retirees, Medicare Eligible surviving spouses, and Medicare eligible dependents of retirees and surviving spouses.

Contributions.

The Board has the sole authority for setting life and health insurance premiums for the Plan. The required premiums vary based on the plan selected and the type of participant. Employers pay no premiums for retirees while employees' premiums are funded primarily by their employer. Contributions to the OPEB plan from the District were \$106,513 for the year ended June 30, 2019.

OPEB Liabilities, OPEB Expense, and Deferred Outflows of Resources and Deferred Inflows of Resources related to OPEB

At June 30, 2019, the District reported a liability of \$2,446,283 for its proportionate share of the net OPEB liability. The net OPEB liability was measured as of June 30, 2018, and the total OPEB liability used to calculate the net OPEB liability was determined by an actuarial valuation as of that date. The basis for the District's proportion is determined by comparing the employer's average monthly employees participating in the Plan with the total average employees participating in the Plan in the fiscal year of all employers. The allocation was utilized because the level of premiums contributed by each employer is the same for any employee regardless of plan participation elections made by the employee. At the measurement date of June 30, 2018, the District's proportion was 0.31624115 percent. This was an increase of 0.00304517 percent from the proportionate share as of the measurement date of June 30, 2017.

For the year ended June 30, 2019, the District recognized OPEB expense of \$105,801. At June 30, 2019, the District reported deferred outflows of resources and deferred inflows of resources related to OPEB from the following sources:

LEAKE COUNTY SCHOOL DISTRICT

Notes to the Financial Statements
For Year Ended June 30, 2019

	Deferred Outflows of Resources	Deferred Inflows of Resources
Differences between expected and actual experience	\$ 4,981	\$
Changes of assumptions		174,303
Net difference between projected and actual earnings on OPEB plan investments		
Changes in proportion and differences between District contributions and proportionate share of contributions	21,187	66,033
District contributions subsequent to the measurement date	106,513	
Total	\$ <u>132,681</u>	\$ <u>240,336</u>

\$106,513 reported as deferred outflows of resources related to OPEB resulting from school district contributions subsequent to the measurement date will be recognized as a reduction to the net OPEB liability in the year ended June 30, 2020. Other amounts reported as deferred outflows of resources and deferred inflows of resources related to OPEB will be recognized in OPEB expense as follows:

Year Ending June 30:

2020	\$ (44,356)
2021	(44,356)
2022	(44,356)
2023	(44,356)
2024	(33,493)
Thereafter	(3,251)

Actuarial assumptions. The total OPEB liability in the June 30, 2018 actuarial valuation was determined using the following actuarial assumptions, applied to all periods included in the measurement, unless otherwise specified:

Inflation	3.00 percent
Salary increases	3.25-18.50 percent, including wage inflation
Long-term Investment Rate of Return, net of OPEB plan investment expense, including inflation	4.50%
Municipal Bond Index Rate	
Measurement Date	3.89%
Prior Measurement Date	3.56%
Year FNP is projected to be depleted	
Measurement Date	2018
Prior Measurement Date	2017

Single Equivalent Interest Rate, net of OPEB plan investment expense,

LEAKE COUNTY SCHOOL DISTRICT

Notes to the Financial Statements For Year Ended June 30, 2019

including inflation	
Measurement Date	3.89%
Prior Measurement Date	3.56%
Health Care Cost Trends	
Medicare Supplement Claims	7.25 percent for 2018 decreasing to an
Pre-Medicare	ultimate rate of 4.75% by 2028

Both pre-retirement and post-retirement mortality rates were based on the RP 2014 Healthy Annuitant Blue Collar Table projected with Scale BB to 2022, male rates set forward 1 year and adjusted by 106% for males at all ages, and females adjusted to 90% for ages less than 76, 95% for age 76, 105% for age 78 and 110% for ages 79 and greater. Post-disability mortality rates were based on the RP 2014 Disabled Retiree Mortality Table set forward 4 years for males and 3 years for females.

The demographic actuarial assumptions used in the June 30, 2018 valuation were based on the results of an actuarial experience study dated April 18, 2017.

The remaining actuarial assumptions (e.g., initial per capita costs, health care cost trends, rate of plan participation, rates of plan election, etc.) used in the June 30, 2018 valuation were based on a review of recent plan experience done concurrently with the June 30, 2018 valuation.

The long-term investment rate of return, net of OPEB plan investment expense, including inflation was 4.50%.

Discount rate. The discount rate used to measure the total OPEB liability at June 30, 2018 was 3.89 percent. Since the Prior Measurement Date, the Discount Rate has changed from 3.56% to 3.89%.

The trust was established on June 28, 2018 with an initial contribution of \$1,000,000. The fiduciary net position is projected to be depleted immediately, therefore, the Municipal Bond Index Rate is used in the determination of the discount rate for both June 30, 2017 and the June 30, 2018. The discount rate used to measure the total OPEB liability at June 30, 2018 was based on an average of the Bond Buyer General Obligation 20-year Municipal Bond Index Rates during the month of June published at the end of each week by Bond Buyer.

Sensitivity of the District's proportionate share of the net OPEB liability to changes in the discount rate. The following presents the District's proportionate share of the net OPEB liability, as well as what the District's proportionate share of the net OPEB liability would be if it were calculated using a discount rate that is 1-percentage-point lower (2.89 percent) or 1-percentage-point higher (4.89 percent) than the current discount rate:

	1% Decrease (2.89%)	Current Discount Rate (3.89%)	1% Increase (4.89%)
Net OPEB liability	\$ 2,711,645	\$ 2,446,283	\$ 2,218,065

Sensitivity of the District's proportionate share of the net OPEB liability to changes in the healthcare cost trend rates. The following presents the District's proportionate share of the net OPEB liability, as well as what the District's proportionate share of the net OPEB liability would be if it were calculated using healthcare cost trend rates that are 1-percentage-point lower or 1-percentage-point higher than the current healthcare cost trend rates:

	1% Decrease	Healthcare Cost Trend Rates Current	1% Increase
Net OPEB liability	\$ 2,266,067	\$ 2,446,283	\$ 2,650,958

LEAKE COUNTY SCHOOL DISTRICT

Notes to the Financial Statements
For Year Ended June 30, 2019

OPEB plan fiduciary net position. Detailed information about the OPEB plan's fiduciary net position is available in a separately issued report that can be found at <http://knowyourbenefits.dfa.ms.gov/>.

Note 10– Sixteenth Section Lands

Sixteenth section school lands, or lands granted in lieu thereof, constitute property held in trust for the benefit of the public schools. The school board, under the general supervision of the Office of the Secretary of State, has control and jurisdiction of said school trust lands and of all funds arising from any disposition thereof. It is the duty of the school board to manage the school trust lands and all funds arising therefrom as trust property. Accordingly, the board shall assure that adequate compensation is received for all uses of the trust lands, except for uses by the public schools. The following are the future rental payments to be made to the school district for the use of school trust lands. These future rental payments are from existing leases and do not anticipate renewals or new leases.

Year Ending June 30	Amount
2020	\$ 86,436
2021	83,130
2022	63,680
2023	63,680
2024	61,672
2025 – 2029	290,130
2030 – 2034	178,521
2035 – 2039	143,053
2040 – 2044	88,184
2045 - 2049	41,301
Thereafter	3,955
Total	<u>\$ 1,103,742</u>

Note 11 – Prior Period Adjustments

A summary of significant Net Position/Fund Balance adjustments is as follows:

Exhibit B - Statement of Activities

Explanation	Amount
1. Adjustments to capital assets	\$ 6,276
Total	<u>\$ 6,276</u>

Note 12 – Contingencies

Federal Grants – The school district has received federal grants for specific purposes that are subject to audit by the grantor agencies. Entitlements to these resources are generally conditional upon compliance with the terms and conditions of the grant agreements and applicable federal regulations, including the expenditure of resources for allowable purposes. Any disallowances resulting from the grantor audit may become a liability of the school district.

Litigation - The school district is party to legal proceedings, many of which occur in the normal course of governmental operations. It is not possible at the present time to estimate the outcome or liability, if any, of the school district with respect to the various proceedings. However, the school district's legal counsel believes that ultimate liability resulting from these lawsuits will not have a material adverse effect on the financial condition of the school district.

LEAKE COUNTY SCHOOL DISTRICT

Notes to the Financial Statements For Year Ended June 30, 2019

Note 13 – Risk Management

The school district is exposed to various risks of loss related to torts; theft of, damage to and destruction of assets; errors and omissions; injuries to employees; and natural disasters. Except as described below, the district carries commercial insurance for these risks. Settled claims resulting from these insured risks have not exceeded commercial insurance coverage in any of the past three fiscal years.

Participation in Public Entity Risk Pool

The school district is a member of the Mississippi School Boards Association Workers' Compensation Trust (MSBAWCT). The trust is a risk-sharing pool; such a pool is frequently referred to as a self-insurance pool. The trust consists of approximately 58 school districts and covers risks of loss arising from injuries to the members' employees. The Mississippi Workers' Compensation Commission requires that an indemnity agreement be executed by each member in a workers' compensation self-insurance pool for the purpose of jointly and severally binding the pool and each of the employers comprising the group to meet the workers' compensation obligations of each member. Each member of MSBAWCT contributes quarterly to a fund held in trust by Wells Fargo in Portland, Oregon. The funds in the trust account are used to pay any claim up to \$750,000. For a claim exceeding \$750,000, MSBAWCT has insurance which will pay the excess to the statutory amount required by the Mississippi Workers' Compensation Commission Act. If total claims during a year were to deplete the trust account, then the member school districts would be required to pay for the deficiencies. The district has not had an additional assessment for excess losses incurred by the pool.

The school district is a member of the Mississippi School Boards Association Property Trust (MSBAPT). The Trust is a risk sharing pool; such a pool is frequently referred to as a self-insurance pool. The Trust consists of approximately 49 school districts and covers losses associated with property damage to the physical assets owned by the member districts. An indemnity agreement is executed by each member in the Trust for the purposes of jointly and severally binding the pool and each of the members/districts to meet the financial obligations of each member. Each member of the Trust contributes quarterly to a fund held in trust by Amegy Bank of Texas in Houston, Texas. The funds in the trust account are used to pay any claim up to \$150,000 per occurrence. For a claim/occurrence exceeding \$150,000 the Trust has secured excess insurance. If total claims during a year were to deplete the trust account, then the member school districts would be required to pay for the deficiencies. The district has not had an additional assessment for excess losses incurred by the Trust.

The school district is a member of the Mississippi School Boards Association Casualty Trust (MSBACT). The Trust is a risk sharing pool; such a pool is frequently referred to as a self-insurance pool. The Trust consists of approximately 49 school districts and covers liability related losses the member may be responsible for through General Liability, Automobile Liability and School Board Legal Liability. An indemnity agreement is executed by each member in the Trust for the purposes of jointly and severally binding the pool and each of the members/districts to meet the financial obligations of each member. Each member of the Trust contributes quarterly to a fund held in trust by Amegy Bank of Texas in Houston, Texas. The funds in the trust account are used to pay any claim up to \$150,000 per occurrence. For a claim/occurrence exceeding \$150,000 the Trust has secured excess insurance. If total claims during a year were to deplete the trust account, then the member school districts would be required to pay for the deficiencies. The district has not had an additional assessment for excess losses incurred by the Trust.

Note 14 – Fund Balance Assignments

The amount assigned for unemployment (\$25,440) shown on Exhibit C represents the amount held in the Unemployment Compensation Fund at June 30, 2019, which is above the statutory requirement necessary to fill that fund.

The amount assigned for Interest on 16th Section Principal (\$10,186) shown on Exhibit C represents the amount of interest earned on the permanent 16th Section Principal Fund, which may be transferred to the governmental funds upon an order of the school board.

LEAKE COUNTY SCHOOL DISTRICT

Notes to the Financial Statements
For Year Ended June 30, 2019

Note 15 - Insurance loss recoveries

The Leake County School District received \$1,435 in insurance loss recoveries related to property damage during the 2018-2019 fiscal year. In the government-wide Statement of Activities, the insurance loss recoveries were reported as charges for services and allocated among the expense functions based on the following percentages:

Insurance Loss Recoveries	Percentage	Expense Function
\$ 1,435	100%	Support services
\$ 1,435	100%	

Note 16 – Effect of Deferred Amounts on Net Position

The unrestricted net position amount of (\$28,263,935) includes the effect of deferring the recognition of expenses resulting from a deferred outflow from pensions. A portion of the deferred outflow of resources related to pension in the amount of \$2,017,467 resulting from the school district contribution subsequent to the measurement date will be recognized as a reduction of the net pension liability in the year ended June 30, 2020. The \$249,000 balance of deferred outflow of resources related to pensions, at June 30, 2019 will be recognized as an expense and will decrease the unrestricted net position over the next 3 years.

The unrestricted net position amount of (\$28,263,935) includes the effect of deferring the recognition of revenue resulting from a deferred inflow from pensions. The \$2,351,821 balance of deferred inflow of resources related to pensions, at June 30, 2019 will be recognized as revenue and will increase the unrestricted net position over the next 4 years.

The unrestricted net position amount of (\$28,263,935) includes the effect of deferring the recognition of expenses resulting from a deferred outflow from OPEB. A portion of the deferred outflow of resources related to OPEB in the amount of \$106,513 resulting from the school district contribution subsequent to the measurement date will be recognized as a reduction of the net OPEB liability in the year ended June 30, 2020. The \$26,168 balance of deferred outflow of resources related to OPEB, at June 30, 2019 will be recognized as an expense and will decrease the unrestricted net position over the next 6 years.

The unrestricted net position amount of (\$28,263,935) includes the effect of deferring the recognition of revenue resulting from a deferred inflow from OPEB. The \$240,336 balance of deferred inflow of resources related to OPEB, at June 30, 2019 will be recognized as revenue and will increase the unrestricted net position over the next 6 years.

Note 17 – Subsequent Events

Events that occur after the Statement of Net Position date but before the financial statements are available to be issued must be evaluated for recognition or disclosure. The effects of subsequent events that provide evidence about conditions that existed at the Statement of Net Position date are recognized in the accompanying financial statements. Subsequent events which provide evidence about conditions that existed after the Statement of Net Position date require disclosure in the accompanying notes. Management of the Leake County School District evaluated the activity of the district through November 8, 2019, and determined that no subsequent events have occurred that would require disclosure in the notes to the financial statements.

Note 18 – State Compliance Testing

The Mississippi Office of the State Auditor (OSA) has elected to perform procedures in relation to purchasing and compliance with state laws. This report should be viewed in conjunction with the report from OSA in order to gain a comprehensive understanding of the School District's operations. This report and OSA's report will be available on OSA's website at <http://www.osa.ms.gov/reports>.

REQUIRED SUPPLEMENTARY INFORMATION

(This page left blank intentionally)

LEAKE COUNTY SCHOOL DISTRICT
Required Supplementary Information

Budgetary Comparison Schedule
General Fund
For the Year Ended June 30, 2019

	Budgeted Amounts		Actual (GAAP Basis)	Variances	
				Positive (Negative)	
	Original	Final		Original to Final	Final to Actual
Revenues:					
Local sources	\$ 4,308,756	4,471,361	4,470,208	162,605	(1,153)
State sources	14,899,108	14,996,352	14,981,365	97,244	(14,987)
Federal sources	169,001	240,615	255,615	71,614	15,000
Sixteenth section sources	289,385	345,595	345,594	56,210	(1)
Total Revenues	19,666,250	20,053,923	20,052,782	387,673	(1,141)
Expenditures:					
Instruction	11,132,382	10,265,756	10,265,756	866,626	0
Support services	8,439,044	7,948,383	7,948,383	490,661	0
Noninstructional services	9,110	6,925	6,925	2,185	0
Sixteenth section	500	296	296	204	0
Total Expenditures	19,581,036	18,221,360	18,221,360	1,359,676	0
Excess (Deficiency) of Revenues over (under) Expenditures	85,214	1,832,563	1,831,422	1,747,349	(1,141)
Other Financing Sources (Uses):					
Insurance loss recoveries	1,000	1,435	1,435	435	0
Sale of transportation equipment	6,125	3,100	3,100	(3,025)	0
Operating transfers in	975,942	996,491	97,553	20,549	(898,938)
Operating transfers out	(1,404,918)	(1,500,421)	(601,482)	(95,503)	898,939
Total Other Financing Sources (Uses)	(421,851)	(499,395)	(499,394)	(77,544)	1
Net Change in Fund Balances	(336,637)	1,333,168	1,332,028	1,669,805	(1,140)
Fund Balances:					
July 1, 2018	6,153,007	7,114,349	7,114,349	961,342	0
June 30, 2019	\$ 5,816,370	8,447,517	8,446,377	2,631,147	(1,140)

The notes to the required supplementary information are an integral part of this schedule.

(This page left blank intentionally)

LEAKE COUNTY SCHOOL DISTRICT
Required Supplementary Information

Budgetary Comparison Schedule
Title I Fund
For the Year Ended June 30, 2019

	Budgeted Amounts		Actual (GAAP Basis)	Variances	
				Positive (Negative)	
	Original	Final		Original to Final	Final to Actual
Revenues:					
Federal sources	\$ 1,791,348	1,784,203	1,360,173	(7,145)	(424,030)
Total Revenues	1,791,348	1,784,203	1,360,173	(7,145)	(424,030)
Expenditures:					
Instruction	776,173	680,646	501,291	95,527	179,355
Support services	589,653	791,370	578,564	(201,717)	212,806
Sixteenth section	142,922	143,145	132,522	(223)	10,623
Total Expenditures	1,508,748	1,615,161	1,212,377	(106,413)	402,784
Excess (Deficiency) of Revenues over (under) Expenditures	282,600	169,042	147,796	(113,558)	(21,246)
Other Financing Sources (Uses):					
Operating transfers in	0	77,000	0	77,000	(77,000)
Operating transfers out	(282,600)	(246,042)	(147,796)	36,558	98,246
Total Other Financing Sources (Uses)	(282,600)	(169,042)	(147,796)	113,558	21,246
Net Change in Fund Balances	0	0	0	0	0
Fund Balances:					
July 1, 2018	0	0	0	0	0
June 30, 2019	\$ 0	0	0	0	0

The notes to the required supplementary information are an integral part of this schedule.

(This page left blank intentionally)

LEAKE COUNTY SCHOOL DISTRICT
Required Supplementary Information

Budgetary Comparison Schedule
IDEA Part B Fund
For the Year Ended June 30, 2019

	Budgeted Amounts		Actual (GAAP Basis)	Variances Positive (Negative)	
	Original	Final		Original to Final	Final to Actual
Revenues:					
Local sources	\$ 0	717	717	717	0
Federal sources	960,530	990,460	808,087	29,930	(182,373)
Total Revenues	960,530	991,177	808,804	30,647	(182,373)
Expenditures:					
Instruction	303,866	299,975	276,424	3,891	23,551
Support services	631,676	664,833	506,011	(33,157)	158,822
Noninstructional services	500	0	0	500	0
Total Expenditures	936,042	964,808	782,435	(28,766)	182,373
Excess (Deficiency) of Revenues over (under) Expenditures	24,488	26,369	26,369	1,881	0
Other Financing Sources (Uses):					
Operating transfers out	(24,488)	(26,369)	(26,369)	(1,881)	0
Total Other Financing Sources (Uses)	(24,488)	(26,369)	(26,369)	(1,881)	0
Net Change in Fund Balances	0	0	0	0	0
Fund Balances:					
July 1, 2018	0	0	0	0	0
June 30, 2019	\$ 0	0	0	0	0

The notes to the required supplementary information are an integral part of this schedule.

(This page left blank intentionally)

LEAKE COUNTY SCHOOL DISTRICT
Required Supplementary Information

SCHEDULE OF THE DISTRICT'S PROPORTIONATE SHARE OF THE NET PENSION LIABILITY
PERS

Last 10 Fiscal Years*

		2019	2018	2017	2016	2015
District's proportion of the net pension liability	%	0.204289	0.204916	0.216466	0.212847	0.210368
District's proportionate share of the net pension liability	\$	33,979,330	34,063,944	38,666,233	32,901,949	25,534,823
District's covered payroll	\$	13,045,797	13,083,390	13,847,873	13,297,479	12,860,432
District's proportionate share of the net pension liability as a percentage of its covered payroll		260.46%	260.36%	279.22%	247.43%	198.55%
Plan fiduciary net position as a percentage of the total pension liability		63%	61%	57%	62%	67%

The notes to the required supplementary information are an integral part of this schedule.

* The amounts presented for each fiscal year were determined as of the measurement date of 6/30 of the year prior to the fiscal year presented.

This schedule is presented to illustrate the requirement to show information for 10 years. However, GASB Statement No. 68 was implemented in FYE 6/30/15, and, until a full 10-year trend is compiled, the District has only presented information for the years in which information is available.

(This page left blank intentionally)

LEAKE COUNTY SCHOOL DISTRICT
Required Supplementary Information

SCHEDULE OF DISTRICT CONTRIBUTIONS

PERS

Last 10 Fiscal Years

	<u>2019</u>	<u>2018</u>	<u>2017</u>	<u>2016</u>	<u>2015</u>
Contractually required contribution	\$ 2,017,467	2,054,713	2,060,634	2,181,040	2,094,353
Contributions in relation to the contractually required contribution	\$ 2,017,467	2,054,713	2,060,634	2,181,040	2,094,353
Contribution deficiency (excess)	<u>\$ 0</u>	<u>0</u>	<u>0</u>	<u>0</u>	<u>0</u>
District's covered payroll	12,809,315	13,045,797	13,083,390	13,847,873	13,297,479
Contributions as a percentage of covered payroll	15.75%	15.75%	15.75%	15.75%	15.75%

The notes to the required supplementary information are an integral part of this schedule.

This schedule is presented to illustrate the requirement to show information for 10 years. However, GASB Statement No. 68 was implemented in FYE 6/30/2015, and, until a full 10-year trend is compiled, the District has only presented information for the years in which information is available.

(This page left blank intentionally)

LEAKE COUNTY SCHOOL DISTRICT
Required Supplementary Information

SCHEDULE OF THE DISTRICT'S PROPORTIONATE SHARE OF THE NET OPEB LIABILITY
OPEB

Last 10 Fiscal Years*

	<u>2019</u>	<u>2018</u>
District's proportion of the net OPEB liability	% 0.31624115	0.313196
District's proportionate share of the net OPEB liability	\$ 2,446,283	2,457,364
District's covered-employee payroll	\$ 13,045,797	13,083,390
District's proportionate share of the net OPEB liability as a percentage of its covered-employee payroll	19%	19%
Plan fiduciary net position as a percentage of the total OPEB liability	0.13%	0.00%

The notes to the required supplementary information are an integral part of this schedule.

* The amounts presented for each fiscal year were determined as of the measurement date of 6/30 of the year prior to the fiscal year presented.

This schedule is presented to illustrate the requirement to show information for 10 years. However, until a full 10-year trend is compiled, the District has only presented information for the years in which information is available.

This page left blank intentionally)

LEAKE COUNTY SCHOOL DISTRICT
Required Supplementary Information

SCHEDULE OF DISTRICT CONTRIBUTIONS

OPEB

Last 10 Fiscal Years

	<u>2019</u>	<u>2018*</u>
Actuarially determined contribution	\$ 106,513	104,761
Contributions in relation to the actuarially determined contribution	\$ 106,513	104,761
Contribution deficiency (excess)	<u>\$ 0</u>	<u>0</u>
District's covered-employee payroll	12,809,315	13,045,797
Contributions as a percentage of covered-employee payroll	0.83%	0.80%

The notes to the required supplementary information are an integral part of this schedule.

*This schedule is presented to illustrate the requirement to show information for 10 years. However, GASB Statement No.75 was implemented in FYE 6/30/2018, and, until a full 10-year trend is compiled, the District has only presented information for the years in which information is available. Prior year information is based on historical amounts reported in prior year audit report(s).

(This page left blank intentionally)

LEAKE COUNTY SCHOOL DISTRICT

Notes to Required Supplementary Information For the Year Ended June 30, 2019

Budgetary Comparison Schedule

(1) Basis of Presentation

The Budgetary Comparison Schedule presents the original legally adopted budget, the final legally adopted budget, the actual data on the GAAP basis, variances between the original budget and the final budget, and variances between the final budget and the actual data.

(2) Budget Amendments and Revisions

The budget is adopted by the school board and filed with the taxing authority. Amendments can be made on the approval of the school board. By statute, final budget revisions must be approved on or before October 15. A budgetary comparison is presented for the General Fund and each major special revenue fund consistent with accounting principles generally accepted in the United States of America.

Pension Schedules

(1) *Changes of assumptions*

2015:

The expectation of retired life mortality was changed to the RP-2014 Healthy Annuitant Blue Collar Table projected to 2016 using Scale BB rather than the RP-2000 Mortality Table, which was used prior to 2015.

The expectation of disabled mortality was changed to the RP-2014 Disabled Retiree Table, rather than the RP-2000 Disabled Mortality Table, which was used prior to 2015.

Withdrawal rates, pre-retirement mortality rates, disability rates and service retirement rates were also adjusted to more closely reflect actual experience.

Assumed rates of salary increase were adjusted to more closely reflect actual and anticipated experience.

The price inflation and investment rate of return assumptions were changed from 3.50% to 3.00% and 8.00% to 7.75%, respectively.

2016:

The assumed rate of interest credited to employee contributions was changed from 3.50% to 2.00%.

2017:

The expectation of retired life mortality was changed to the RP-2014 Healthy Annuitant Blue Collar Mortality Table projected with Scale BB to 2022. Small adjustments were also made to the Mortality Table for disabled lives.

The wage inflation assumption was reduced from 3.75% to 3.25%.

Withdrawal rates, pre-retirement mortality rates, disability rates and service retirement rates were also adjusted to more closely reflect actual experience.

The percentage of active member disabilities assumed to be in the line of duty was increased from 6% to 7%.

LEAKE COUNTY SCHOOL DISTRICT

Notes to Required Supplementary Information
For the Year Ended June 30, 2019

(2) *Changes in benefit provisions*

2016:

Effective July 1, 2016, the interest rate on employee contributions shall be calculated based on the money market rate as published by the Wall Street Journal on December 31 of each preceding year with a minimum rate of one percent and a maximum rate of five percent.

(3) *Method and assumptions used in calculations of actuarially determined contributions.*

The actuarially determined contribution rates in the schedule of employer contributions are calculated as of June 30, two years prior to the end of the fiscal year in which contributions are reported (June 30, 2016 valuation for the June 30, 2018 fiscal year end). The following actuarial methods and assumptions were used to determine the most recent contribution rate reported in that schedule:

Actuarial cost method	Entry age
Amortization method	Level percentage of payroll, open
Remaining amortization period	36.6 years
Asset valuation method	5-year smoothed market
Price Inflation	3.00 percent
Salary increase	3.75 percent to 19.00 percent, including inflation
Investment rate of return	7.75 percent, net of pension plan investment expense, including inflation

OPEB Schedules

(1) *Changes of assumptions*

2017: The discount rate was changed from 3.01% for the prior Measurement Date to 3.56% for the current Measurement Date.

2018: The discount rate was changed from 3.56% for the prior Measurement Date to 3.89% for the current Measurement Date.

(2) *Changes in benefit provisions*

2017: None

2018: None

(3) *Methods and assumptions used in calculations of Actuarially Determined Contributions.* The Actuarially Determined Contributions rates, as a percentage of payroll, used to determine the Actuarially Determined Contribution amounts in the Schedule of Employer Contributions are calculated as of the most recent Valuation Date. The following actuarial methods and assumptions (from the June 30, 2017 actuarial valuation) were used to determine contribution rates reported in that schedule for the year ending June 30, 2018:

Actuarial cost method	Entry age
Amortization method	Level dollar
Amortization period	30 years, open
Asset valuation method	Market Value of Assets

LEAKE COUNTY SCHOOL DISTRICT

Notes to Required Supplementary Information
For the Year Ended June 30, 2019

Price inflation	3%
Salary increases, including wage inflation	3.25% to 18.50%
Initial health care cost trend rates	
Medicare Supplement Claims	7.75%
Pre-Medicare	
Ultimate health care cost trend rates	
Medicare Supplement Claims	5.00%
Pre-Medicare	
Year of ultimate trend rates	
Medicare Supplement Claims	2023
Pre-Medicare	
Long-term investment rate of return, net of pension plan investment expense, including price inflation	3.56%

(This page left blank intentionally)

SUPPLEMENTARY INFORMATION

(This page left blank intentionally)

LEAKE COUNTY SCHOOL DISTRICT

Supplementary Information

Schedule of Expenditures of Federal Awards

For the Year Ended June 30, 2019

Federal Grantor/ Pass-through Grantor/ Program Title	Catalog of Federal Domestic Assistance No.	Pass-through Entity Identifying Number	Federal Expenditures
<u>U.S. Department of Agriculture</u>			
Passed-through Mississippi Department of Education:			
Child nutrition cluster:			
School breakfast program	10.553	195MS326N1099	\$ 642,423
National school lunch program	10.555	195MS326N1099	1,229,386
National school lunch program - donated commodities	10.555	195MS326N1099	135,156
Total child nutrition cluster			<u>2,006,965</u>
Total passed-through Mississippi Department of Education			<u>2,006,965</u>
Total U.S. Department of Agriculture			<u><u>2,006,965</u></u>
<u>U. S. Department of Environmental Quality</u>			
Direct Program:			
Diesel Emissions Reduction Grant	66.039	N/A	15,000
Total U.S. Department of Environmental Quality			<u><u>15,000</u></u>
<u>U.S. Department of Education</u>			
Passed-through Mississippi Department of Education:			
Title I grants to local educational agencies	84.010	ES010A180024 ES010A190024	1,423,536
Career and technical education - basic grants to states	84.048	V048A180024	54,906
Rural education	84.358	ES358B180024 ES358B190024	48,339
English language acquisition grants	84.365	ES365A180024	27,160
Supporting effective instruction state grants	84.367	ES367A180023 ES367A190023	253,107
Student support and academic enrichment	84.424	ES424A180025 ES424A190025	119,059
Subtotal			<u>1,926,107</u>
Special education cluster:			
Special education - grants to states	84.027	H027A180108 H027A190108	808,087
Special education - preschool grants	84.173	H173A180113 H173A190113	38,649
Total special education cluster			<u>846,736</u>
Total passed-through Mississippi Department of Education			<u>2,772,843</u>
Total U.S. Department of Education			<u><u>2,772,843</u></u>
<u>U. S. Department of Social Security</u>			
Passed-through Mississippi Department of Education:			
Social security disability insurance	96.001	04-19-04MSD100	1,161
Total passed-through Mississippi Department of Education			<u>1,161</u>
Total Department of Social Security			<u><u>1,161</u></u>
Total for All Federal Awards			<u><u>\$ 4,795,969</u></u>

The notes to the supplementary information are an integral part of this schedule.

(This page left blank intentionally)

LEAKE COUNTY SCHOOL DISTRICT

Supplementary Information

Schedule of Instructional, Administrative and Other Expenditures - Governmental Funds

For the Year Ended June 30, 2019

Expenditures	Total	Instruction and Other Student Instructional Expenditures	General Administration	School Administration	Other
Salaries and fringe benefits	\$ 17,866,704	12,773,074	1,201,781	1,500,389	2,391,460
Other	6,881,799	2,065,073	278,645	69,295	4,468,786
Total	<u>\$ 24,748,503</u>	<u>14,838,147</u>	<u>1,480,426</u>	<u>1,569,684</u>	<u>6,860,246</u>
Total number of students *	<u>2,441</u>				
Cost per student	<u>\$ 10,139</u>	<u>6,079</u>	<u>606</u>	<u>643</u>	<u>2,811</u>

For purposes of this schedule, the following columnar descriptions are applicable:

Instruction and Other Student Instructional Expenditures - includes the activities dealing directly with the interaction between teachers and students. Included here are the activities of teachers, teachers aides or classroom assistants of any type.

General Administration - includes expenditures for the following functions: Support Services - General Administration and Support Services - Business.

School Administration - includes expenditures for the following function: Support Services - School Administration.

Other - includes all expenditure functions not included in Instruction or Administration Categories.

* includes the number of students reported on the ADA report submission for month 9, which is the final submission for the fiscal year

The notes to the supplementary information are an integral part of this schedule.

(This page left blank intentionally)

LEAKE COUNTY SCHOOL DISTRICT

Notes to the Supplementary Information For the Year Ended June 30, 2019

Schedule of Expenditures of Federal Awards

(1) Basis of Presentation

The accompanying schedule of expenditures of federal awards (the "Schedule") includes the federal award activity of the Leake County School District under programs of the federal government for the year ended June 30, 2019. The information in this Schedule is presented in accordance with the requirements of Title 2 U.S. *Code of Federal Regulations* Part 200, *Uniform Administrative Requirements, Cost Principles, and Audit Requirements for Federal Awards* (Uniform Guidance). Because the Schedule presents only a selected portion of the operations of the Leake County School District, it is not intended to and does not present the financial position, changes in net position, or cash flows of the Leake County School District.

(2) Summary of Significant Accounting Policies

Expenditures reported on the Schedule are reported on the same basis of accounting and using the same significant accounting policies, as applicable, as those used for the financial statements. Such expenditures are recognized following the cost principles contained in the Uniform Guidance, wherein certain types of expenditures are not allowable or are limited as to reimbursement. Negative amounts shown on the Schedule represent adjustments or credits made in the normal course of business to amounts reported as expenditures in prior years.

(3) Indirect Cost Rate

The Leake County School District has not elected to use the 10-percent de minimis indirect cost rate allowed under the Uniform Guidance.

Schedule of Instructional, Administrative and Other Expenditures – Governmental Funds

(1) Basis of Accounting

This schedule is presented on the same basis of accounting and using the same significant accounting policies, as applicable, as those used for the financial statements.

(This page left blank intentionally)

OTHER INFORMATION

(This page left blank intentionally)

LEAKE COUNTY SCHOOL DISTRICT

Other Information

Statement of Revenues, Expenditures and Changes in Fund Balances

General Fund

Last Four Years

UNAUDITED

	2019	2018*	2017*	2016*
Revenues:				
Local sources	\$ 4,470,208	4,287,920	4,274,241	4,116,599
State sources	14,981,365	14,072,556	13,881,703	13,738,719
Federal sources	255,615	170,406	183,777	300,968
Sixteenth section sources	345,594	317,828	230,330	573,845
Total Revenues	20,052,782	18,848,710	18,570,051	18,730,131
Expenditures:				
Instruction	10,265,756	10,278,777	10,028,119	11,037,383
Support services	7,948,383	7,586,537	6,982,317	7,266,034
Noninstructional services	6,925	7,078	6,046	6,144
Sixteenth section	296	530	326	407
Facilities acquisition and construction				135,000
Total Expenditures	18,221,360	17,872,922	17,016,808	18,444,968
Excess (Deficiency) of Revenues over (under) Expenditures	1,831,422	975,788	1,553,243	285,163
Other Financing Sources (Uses):				
Insurance loss recoveries	1,435	7,403	11,227	
Sale of transportation equipment	3,100	10,129	3,750	
Sale of other property		462	656	
Operating transfers in	97,553	54,752	38,320	328,846
Operating transfers out	(601,482)	(478,631)	(564,283)	(511,381)
Total Other Financing Sources (Uses)	(499,394)	(405,885)	(510,330)	(182,535)
Net Change in Fund Balances	1,332,028	569,903	1,042,913	102,628
Fund Balances:				
Beginning of period, as previously reported	7,114,349	6,513,567	5,465,217	5,339,767
Prior period adjustments		30,879	5,437	22,822
Beginning of period, as restated	7,114,349	6,544,446	5,470,654	5,362,589
End of Period	\$ 8,446,377	7,114,349	6,513,567	5,465,217

*SOURCE - PRIOR YEAR AUDIT REPORTS

(This page left blank intentionally)

LEAKE COUNTY SCHOOL DISTRICT

Other Information

Statement of Revenues, Expenditures and Changes in Fund Balances

All Governmental Funds

Last Four Years

UNAUDITED

	2019	2018*	2017*	2016*
Revenues:				
Local sources	\$ 4,883,517	4,666,151	4,741,791	4,625,171
State sources	15,944,181	15,508,439	15,236,649	15,162,402
Federal sources	4,869,276	4,464,309	5,357,047	5,002,899
Sixteenth section sources	393,841	360,880	259,660	664,958
Total Revenues	26,090,815	24,999,779	25,595,147	25,455,430
Expenditures:				
Instruction	12,168,223	12,115,794	12,278,651	13,123,503
Support services	10,203,527	9,646,377	9,666,267	9,537,934
Noninstructional services	1,922,559	2,009,606	1,958,153	1,776,759
Sixteenth section	37,373	8,290	52,879	99,166
Facilities acquisition and construction				135,000
Debt service:				
Principal	255,000	1,150,000	660,000	635,000
Interest	160,081	195,459	220,755	245,454
Other	1,740	3,090	3,090	2,990
Total Expenditures	24,748,503	25,128,616	24,839,795	25,555,806
Excess (Deficiency) of Revenues over (under) Expenditures	1,342,312	(128,837)	755,352	(100,376)
Other Financing Sources (Uses):				
Insurance loss recoveries	1,435	7,403	11,227	
Sale of transportation equipment	3,100	10,129	3,750	
Sale of other property		586	656	
Operating transfers in	814,031	727,141	602,603	840,227
Operating transfers out	(814,031)	(727,141)	(602,603)	(840,227)
Total Other Financing Sources (Uses)	4,535	18,118	15,633	0
Net Change in Fund Balances	1,346,847	(110,719)	770,985	(100,376)
Fund Balances:				
Beginning of period, as previously reported	8,417,176	8,557,129	7,739,175	7,829,630
Prior period adjustments		30,879	5,437	22,746
Beginning of period, as restated	8,417,176	8,588,008	7,744,612	7,852,376
Increase (Decrease) in reserve for inventory	22,126	(60,113)	41,532	(12,825)
End of Period	\$ 9,786,149	8,417,176	8,557,129	7,739,175

*SOURCE - PRIOR YEAR AUDIT REPORTS

(This page left blank intentionally)

REPORTS ON INTERNAL CONTROL AND COMPLIANCE

(This page left blank intentionally)

SUZANNE E. SMITH, CPA, PLLC
AUDITING AND ACCOUNTING SERVICES
sesmithcpa@msn.com

**Independent Auditor's Report on Internal Control Over Financial Reporting and on Compliance
and Other Matters Based on an Audit of Financial Statements Performed in Accordance With
Government Auditing Standards**

Superintendent and School Board
Leake County School District

We have audited, in accordance with the auditing standards generally accepted in the United States of America and the standards applicable to financial audits contained in *Government Auditing Standards* issued by the Comptroller General of the United States, the financial statements of the governmental activities, each major fund, and the aggregate remaining fund information of Leake County School District as of and for the year ended June 30, 2019, and the related notes to the financial statements, which collectively comprise Leake County School District's basic financial statements, and have issued our report thereon dated November 8, 2019.

Internal Control Over Financial Reporting

In planning and performing our audit of the financial statements, we considered Leake County School District's internal control over financial reporting (internal control) to determine the audit procedures that are appropriate in the circumstances for the purpose of expressing our opinions on the financial statements, but not for the purpose of expressing an opinion on the effectiveness of Leake County School District's internal control. Accordingly, we do not express an opinion on the effectiveness of Leake County School District's internal control.

A *deficiency in internal control* exists when the design or operation of a control does not allow management or employees, in the normal course of performing their assigned functions, to prevent, or detect and correct, misstatements on a timely basis. A *material weakness* is a deficiency, or a combination of deficiencies, in internal control such that there is a reasonable possibility that a material misstatement of the entity's financial statements will not be prevented, or detected and corrected on a timely basis. A *significant deficiency* is a deficiency, or a combination of deficiencies, in internal control that is less severe than a material weakness, yet important enough to merit attention by those charged with governance.

Our consideration of internal control was for the limited purpose described in the first paragraph of this section and was not designed to identify all deficiencies in internal control that might be material weaknesses or significant deficiencies. Given these limitations, during our audit we did not identify any deficiencies in internal control that we consider to be material weaknesses. However, material weaknesses may exist that have not been identified.

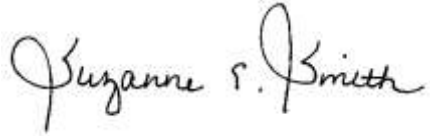
Compliance and Other Matters

As part of obtaining reasonable assurance about whether Leake County School District's financial statements are free from material misstatement, we performed tests of its compliance with certain provisions of laws, regulations, contracts, and grant agreements, noncompliance with which could have a direct and material effect on the determination of financial statement amounts. However, providing an opinion on compliance with those provisions was not an objective of our audit, and accordingly, we do not express such an opinion. The results of our tests disclosed no instances of noncompliance or other matters that are required to be reported under *Government Auditing Standards*.

**POST OFFICE BOX 102
BRANDON, MISSISSIPPI 39043
PHONE: 601-938-5717**

Purpose of this Report

The purpose of this report is solely to describe the scope of our testing of internal control and compliance and the result of that testing, and not to provide an opinion on the effectiveness of the entity's internal control or on compliance. This report is an integral part of an audit performed in accordance with *Government Auditing Standards* in considering the entity's internal control and compliance. Accordingly, this communication is not suitable for any other purpose.

A handwritten signature in black ink that reads "Suzanne E. Smith". The signature is written in a cursive, flowing style.

Suzanne E. Smith, CPA, PLLC
Brandon, Mississippi
November 8, 2019

SUZANNE E. SMITH, CPA, PLLC
AUDITING AND ACCOUNTING SERVICES
sesmithcpa@msn.com

**Independent Auditor's Report on Compliance for Each Major Federal Program and Report on Internal Control
Over Compliance Required by the Uniform Guidance**

Superintendent and School Board
Leake County School District

Report on Compliance for Each Major Federal Program

We have audited Leake County School District's compliance with the types of compliance requirements described in the *OMB Compliance Supplement* that could have a direct and material effect on each of the district's major federal programs for the year ended June 30, 2019. Leake County School District's major federal programs are identified in the summary of auditor's results section of the accompanying schedule of findings and questioned costs.

Management's Responsibility

Management is responsible for compliance with federal statutes, regulations, and the terms and conditions of its federal awards applicable to its federal programs.

Auditor's Responsibility

Our responsibility is to express an opinion on compliance for each of Leake County School District's major federal programs based on our audit of the types of compliance requirements referred to above. We conducted our audit of compliance in accordance with auditing standards generally accepted in the United States of America; the standards applicable to financial audits contained in Government Auditing Standards, issued by the Comptroller General of the United States; and the audit requirements of Title 2 *U.S. Code of Federal Regulations (CFR) Part 200, Uniform Administrative Requirements, Cost Principles, and Audit Requirements for Federal Awards* (Uniform Guidance). Those standards and the Uniform Guidance require that we plan and perform the audit to obtain reasonable assurance about whether noncompliance with the types of compliance requirements referred to above that could have a direct and material effect on a major federal program occurred. An audit includes examining, on a test basis, evidence about Leake County School District's compliance with those requirements and performing such other procedures as we considered necessary in the circumstances.

We believe that our audit provides a reasonable basis for our opinion on compliance for each major federal program. However, our audit does not provide a legal determination of Leake County School District's compliance.

Opinion on Each Major Federal Program

In our opinion, Leake County School District complied, in all material respects, with the types of compliance requirements referred to above that could have a direct and material effect on each of its major federal programs for the year ended June 30, 2019.

Report on Internal Control Over Compliance

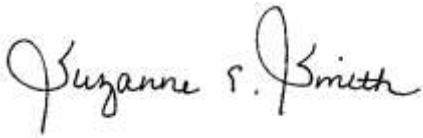
Management of Leake County School District is responsible for establishing and maintaining effective internal control over compliance with the types of compliance requirements referred to above. In planning and performing our audit of compliance, we considered Leake County School District's internal control over compliance with the types of requirements that could have a direct and material effect on each major federal program to determine the auditing procedures that are appropriate in the circumstances for the purpose of expressing an opinion on compliance for each major federal program and to test and report on internal control over compliance in accordance with the Uniform Guidance, but not for the purpose of expressing an opinion on the effectiveness of internal control over compliance. Accordingly, we do not express an opinion on the effectiveness of Leake County School District's internal control over compliance.

POST OFFICE BOX 102
BRANDON, MISSISSIPPI 39043
PHONE: 601-938-5717

A deficiency in internal control over compliance exists when the design or operation of a control over compliance does not allow management or employees, in the normal course of performing their assigned functions, to prevent, or detect and correct, noncompliance with a type of compliance requirement of a federal program on a timely basis. A *material weakness in internal control over compliance* is a deficiency, or combination of deficiencies, in internal control over compliance, such that there is a reasonable possibility that material noncompliance with a type of compliance requirement of a federal program will not be prevented, or detected and corrected, on a timely basis. A *significant deficiency in internal control over compliance* is a deficiency, or a combination of deficiencies, in internal control over compliance with a type of compliance requirement of a federal program that is less severe than a material weakness in internal control over compliance, yet important enough to merit attention by those charged with governance.

Our consideration of internal control over compliance was for the limited purpose described in the first paragraph of this section and was not designed to identify all deficiencies in internal control over compliance that might be material weaknesses or significant deficiencies. We did not identify any deficiencies in internal control over compliance that we consider to be material weaknesses. However, material weaknesses may exist that have not been identified.

The purpose of this report on internal control over compliance is solely to describe the scope of our testing of internal control over compliance and the results of that testing based on the requirements of the Uniform Guidance. Accordingly, this report is not suitable for any other purpose.

A handwritten signature in black ink that reads "Suzanne E. Smith". The signature is written in a cursive, flowing style.

Suzanne E. Smith, CPA, PLLC
Brandon, Mississippi
November 8, 2019

INDEPENDENT AUDITOR'S REPORT ON COMPLIANCE WITH STATE LAWS AND REGULATIONS

(This page left blank intentionally)

SUZANNE E. SMITH, CPA, PLLC
AUDITING AND ACCOUNTING SERVICES
sesmithcpa@msn.com

INDEPENDENT AUDITOR'S REPORT
ON COMPLIANCE WITH STATE LAWS AND REGULATIONS

Superintendent and School Board
Leake County School District

We have audited the financial statements of the governmental activities, each major fund, and the aggregate remaining fund information of the Leake County School District as of and for the year ended June 30, 2019, which collectively comprise Leake County School District's basic financial statements and have issued our report thereon dated November 8, 2019. We conducted our audit in accordance with auditing standards generally accepted in the United States of America and the standards applicable to financial audits contained in Government Auditing Standards, issued by the Comptroller General of the United States.

Section 37-9-18(3)(a), Miss. Code Ann. (1972), states in part, "the auditor shall test to insure that the school district is complying with the requirements of Section 37-61-33(3)(a)(iii), Miss. Code Ann. (1972), relating to classroom supply funds." As required by the state legal compliance audit program prescribed by the Office of the State Auditor, we have also performed procedures to test compliance with certain other state laws and regulations. However, providing an opinion on compliance with all state laws and regulations was not an objective of our audit and, accordingly, we do not express such an opinion.

The results of our procedures performed to test compliance with the requirements of Section 37-61-33(3)(a)(iii), Miss. Code Ann. (1972), disclosed no instances of noncompliance.

Section 37-9-18(3)(b), Miss. Code Ann. (1972), states in part, "the auditor shall test to insure correct and appropriate coding at the function level. The audit must include a report showing the correct and appropriate functional level expenditure codes in expenditures by the school district."

The results of our procedures performed to test compliance with the requirements of Section 37-9-18(3)(b), Miss. Code Ann. (1972), disclosed no instances of noncompliance related to incorrect or inappropriate functional level expenditure coding.

As required by the state legal compliance audit program prescribed by the Office of the State Auditor, we have also performed procedures to test compliance with certain other state laws and regulations. However, providing an opinion on compliance with all state laws and regulations was not an objective of our audit and, accordingly, we do not express such an opinion.

The results of our procedures performed to test compliance with certain other state laws and regulations and our audit of the financial statements disclosed the following immaterial instances of noncompliance with other state laws and regulations. Our findings and recommendations and your responses are as follows:

Finding SL 2019-A. Surety Bonds The school district failed to secure a surety bond for a school principal for the 2018-2019 year.

Recommendation: We recommend that the district secure adequate surety bonds on all school principals as required by Code Section 37-9-31, Miss. Code Ann. (1972).

District Response: The District will put measures in place to ensure that each employee who needs to be bonded is bonded and that proof will be filed in the Superintendent's Office.

POST OFFICE BOX 102
BRANDON, MISSISSIPPI 39043
PHONE: 601-938-5717

Finding SL2019-B. Late 16th Section Rental Collections. Code Section 29-3-57, Mississippi Code Ann. (1972), states it shall be the duty of the superintendent of education to collect promptly all rentals due and all principal and interest due upon loans and investments of sixteenth section funds. Upon a sixty (60) day default in payment of any rentals according to the terms of such lease, the lease shall be declared terminated unless the board of education finds extenuating circumstances were present, and the board shall inaugurate the proper legal proceedings to terminate such lease. During our testing of twenty (20) of the 197 leases identified, we found two (2) instances where the leases were not paid during the 60-day period and where such leases were not presented to the school board for consideration of termination. We found where a partial payment was made on one (1) lease and the lease was not cancelled for non-payment. We also found three (3) leases that were not paid within 60 days and that were not put before the school board for consideration of cancellation.

Recommendation: We recommend that the district identify all delinquent leases and start termination proceedings on those leases. We further recommend that the district monitor all leases for delinquencies.

District Response: The District will ensure that all delinquent leases are identified and the cancellation process is started on those leases.

Finding SL2019-C. PERS Determination of Independent Contractor Status. The school district employed as an independent contractor an individual who was also a state retiree. There was no determination of independent contractor status obtained from the PERS Agency prior to the individual being hired. The district was able to produce such a determination from a previous fiscal year, but not from the fiscal year under audit. Code Section 25-11-127, Miss. Code Ann. (1972), requires that such a determination be made by completing and filing with the agency appropriate forms. Such a determination must be made every fiscal year that a state retiree is hired to work as an independent contractor.

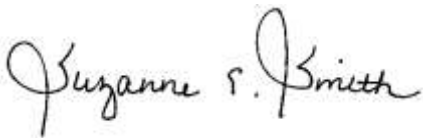
Recommendation: While the responsibility for securing the determination rests with the state retiree hired in a capacity as an independent contractor by the district, we recommend that the district contract with state retirees only after securing such a determination.

District Response: The District will ensure that all PERS retirees who are hired as contractual workers will fill out the required forms with PERS and that the District will keep the determinations on file.

The Office of the State Auditor or a public accounting firm will review, on the subsequent year's audit engagement, the findings in this report to ensure that corrective action has been taken.

The Leake County School District's responses to the findings included in this report were not audited and, accordingly, we express no opinion on them.

This report is intended solely for the information and use of the school board and management, entities with accreditation overview, and federal awarding agencies, the Office of the State Auditor and pass-through entities and is not intended to be and should not be used by anyone other than these specified parties. However, this report is a matter of public record and its distribution is not limited.



Suzanne E. Smith, CPA, PLLC
Brandon, Mississippi
November 8, 2019

SCHEDULE OF FINDINGS AND QUESTIONED COSTS

(This page left blank intentionally)

LEAKE COUNTY SCHOOL DISTRICT

Schedule of Findings and Questioned Costs
For the Year Ended June 30, 2019

Section I: Summary of Auditor's Results

Financial Statements:

1. Type of auditor's report issued: Unmodified
2. Internal control over financial reporting:
 - a. Material weakness(es) identified? (Yes/No) No
 - b. Significant deficiency(ies) identified? (Yes/None reported) None reported
3. Noncompliance material to financial statements noted? (Yes/No) No

Federal Awards:

4. Internal control over major programs:
 - a. Material weakness(es) identified? (Yes/No) No
 - b. Significant deficiency(ies) identified? (Yes/None reported) None reported
5. Type of auditor's report issued on compliance for major programs: Unmodified
6. Any audit findings disclosed that are required to be reported in accordance with 2 CFR 200.516(a)? (Yes/No) No
7. Identification of major programs:

<u>CFDA Numbers</u>	<u>Name of Federal Program or Cluster</u>
10.553/10.555	Child Nutrition Cluster
84.027/84.173	Special Education Cluster
8. Dollar threshold used to distinguish between type A and type B programs: \$750,000
9. Auditee qualified as low-risk auditee? (Yes/No) No
10. Prior fiscal year audit finding(s) and questioned costs relative to federal awards which would require the auditee to prepare a summary schedule of prior audit findings in accordance with 2CFR 200.511(b) No

LEAKE COUNTY SCHOOL DISTRICT

Schedule of Findings and Questioned Costs
For the Year Ended June 30, 2019

Section II: Financial Statement Findings

The results of our tests did not disclose any findings related to the financial statements that are required to be reported under *Government Auditing Standards*.

Section III: Federal Award Findings and Questioned Costs

The results of our tests did not disclose any findings and questioned costs related to the federal awards.