



The following document was not prepared by the Office of the State Auditor, but was prepared by and submitted to the Office of the State Auditor by a private CPA firm. The document was placed on this web page as it was submitted. The Office of the State Auditor assumes no responsibility for its content or for any errors located in the document. Any questions of accuracy or authenticity concerning this document should be submitted to the CPA firm that prepared the document. The name and address of the CPA firm appears in the document.

West Jasper School District

Audited Financial Statements
For the Year Ended June 30, 2020

WEST JASPER SCHOOL DISTRICT
TABLE OF CONTENTS

INDEPENDENT AUDITOR'S REPORT	7
MANAGEMENT'S DISCUSSION AND ANALYSIS	13
BASIC FINANCIAL STATEMENTS	
Government-wide Financial Statements	
Exhibit A - Statement of Net Position	23
Exhibit B - Statement of Activities	25
Governmental Funds Financial Statements	
Exhibit C - Balance Sheet	27
Exhibit C-1 - Reconciliation of the Governmental Funds Balance Sheet to the Statement of Net Position	29
Exhibit D - Statement of Revenues, Expenditures and Changes in Fund Balances	31
Exhibit D-1 - Reconciliation of the Governmental Funds Statement of Revenues, Expenditures and Changes in Fund Balances to the Statement of Activities	33
Fiduciary Funds Financial Statements	
Exhibit E - Statement of Fiduciary Assets and Liabilities	35
Notes to the Financial Statements	39
REQUIRED SUPPLEMENTARY INFORMATION	
Budgetary Comparison Schedule - General Fund	61
Schedule of the District's Proportionate Share of the Net Pension Liability	63
Schedule of District Contributions (PERS)	65
Schedule of the District's Proportionate Share of the Net OPEB Liability	67
Schedule of District Contributions (OPEB)	69
Notes to the Required Supplementary Information	71
SUPPLEMENTARY INFORMATION	
Schedule of Expenditures of Federal Awards	77
Notes to the Schedule of Expenditures of Federal Awards	79
Schedule of Instructional, Administrative and Other Expenditures - Governmental Funds	81
OTHER INFORMATION	
Statement of Revenues, Expenditures and Changes in Fund Balances - General Fund, Last Four Years	85
Statement of Revenues, Expenditures and Changes in Fund Balances - All Governmental Funds, Last Four Years	87
REPORTS ON INTERNAL CONTROL AND COMPLIANCE	
Independent Auditor's Report on Internal Control Over Financial Reporting and on Compliance and Other Matters Based on an Audit of Financial Statements Performed in Accordance with <i>Government Auditing Standards</i>	91
Independent Auditor's Report on Compliance for Each Major Federal Program and Report on Internal Control Over Compliance Required by the Uniform Guidance	93
INDEPENDENT AUDITOR'S REPORT ON COMPLIANCE WITH STATE LAWS AND REGULATIONS	97
SCHEDULE OF FINDINGS AND QUESTIONED COSTS	101

INDEPENDENT AUDITOR'S REPORT

(This page left blank intentionally)

SUZANNE E. SMITH, CPA, PLLC

AUDITING AND ACCOUNTING SERVICES

sesmithcpa@msn.com

INDEPENDENT AUDITOR'S REPORT

Superintendent and School Board
West Jasper School District

Report on the Financial Statements

We have audited the accompanying financial statements of the governmental activities, each major fund, and the aggregate remaining fund information of the West Jasper School District as of and for the year ended June 30, 2020, and the related notes to the financial statements, which collectively comprise the West Jasper School District's basic financial statements as listed in the table of contents.

Management's Responsibility for the Financial Statements

Management is responsible for the preparation and fair presentation of these financial statements in accordance with accounting principles generally accepted in the United States of America. This includes the design, implementation, and maintenance of internal control relevant to the preparation and fair presentation of financial statements that are free from material misstatement, whether due to fraud or error.

Auditor's Responsibility

Our responsibility is to express opinions on these financial statements based on our audit. We conducted our audit in accordance with auditing standards generally accepted in the United States of America and the standards applicable to financial audits contained in *Government Auditing Standards*, issued by the Comptroller General of the United States. Those standards require that we plan and perform the audit to obtain reasonable assurance about whether the financial statements are free of material misstatement.

An audit involves performing procedures to obtain audit evidence about the amounts and disclosures in the financial statements. The procedures selected depend on the auditor's judgment, including the assessment of the risks of material misstatement of the financial statements, whether due to fraud or error. In making those risk assessments, the auditor considers internal control relevant to the entity's preparation and fair presentation of the financial statements in order to design audit procedures that are appropriate in the circumstances, but not for the purpose of expressing an opinion on the effectiveness of the entity's internal control. Accordingly, we express no such opinion. An audit also includes evaluating the appropriateness of accounting policies used and the reasonableness of significant accounting estimates made by management, as well as evaluating the overall presentation of the financial statements.

We believe that the audit evidence we have obtained is sufficient and appropriate to provide a basis for our audit opinions.

Opinions

In our opinion, the financial statements referred to above present fairly, in all material respects, the respective financial position of the governmental activities, each major fund, and the aggregate remaining fund information of the West Jasper School District, as of June 30, 2020, and the respective changes in financial position thereof for the year then ended in accordance with accounting principles generally accepted in the United States of America.

POST OFFICE BOX 1563
STARKVILLE, MS 39760
PHONE: 601-938-5717

Required Supplementary Information

Accounting principles generally accepted in the United States of America require that the management's discussion and analysis, budgetary comparison information, the Schedule of the District's Proportionate Share of the Net Pension Liability, the Schedule of District Contributions (PERS), the Schedule of the District's Proportionate Share of the Net OPEB Liability, and the Schedule of District Contributions (OPEB) on pages 13-20, 61, 63, 65, 67, and 69, respectively, be presented to supplement the basic financial statements. Such information, although not a part of the basic financial statements, is required by the Governmental Accounting Standards Board, who considers it to be an essential part of financial reporting for placing the basic financial statements in an appropriate operational, economic, or historical context. We have applied certain limited procedures to the required supplementary information in accordance with auditing standards generally accepted in the United States of America, which consisted of inquiries of management about the methods of preparing the information and comparing the information for consistency with management's responses to our inquiries, the basic financial statements, and other knowledge we obtained during our audit of the basic financial statements. We do not express an opinion or provide any assurance on the information because the limited procedures do not provide us with sufficient evidence to express an opinion or provide any assurance.

Other Information

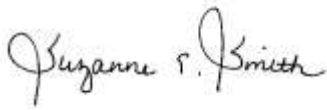
Our audit was conducted for the purpose of forming opinions on the financial statements that collectively comprise the West Jasper School District's basic financial statements. The accompanying Schedule of Expenditures of Federal Awards, as required by Title 2 U.S. Code of Federal Regulations Part 200, Uniform Administrative Requirements, Cost Principles, and Audit Requirements for Federal Awards, the Schedule of Instructional, Administrative and Other Expenditures for Governmental Funds, and the other information section, which includes the Statement of Revenues, Expenditures and Changes in Fund Balances—General Fund, Last Four Years and the Statement of Revenues, Expenditures and Changes in Fund Balances—All Governmental Funds, Last Four Years are presented for purposes of additional analysis and are not a required part of the basic financial statements.

The accompanying Schedule of Expenditures of Federal Awards, as required by Title 2 U.S. Code of Federal Regulations Part 200, Uniform Administrative Requirements, Cost Principles, and Audit Requirements for Federal Awards, and the Schedule of Instructional, Administrative and Other Expenditures for Governmental Funds are the responsibility of management and were derived from and relate directly to the underlying accounting and other records used to prepare the basic financial statements. Such information has been subjected to the auditing procedures applied in the audit of the basic financial statements and certain additional procedures, including comparing and reconciling such information directly to the underlying accounting and other records used to prepare the financial statements or to the financial statements themselves, and other additional procedures in accordance with auditing standards generally accepted in the United States of America. In our opinion, the accompanying supplementary information mentioned above is fairly stated in all material respects in relation to the basic financial statements as a whole.

The other information section, which includes the Statement of Revenues, Expenditures and Changes in Fund Balances—General Fund, Last Four Years and the Statement of Revenues, Expenditures and Changes in Fund Balances—All Governmental Funds, Last Four Years has not been subjected to the auditing procedures applied in the audit of the basic financial statements and, accordingly, we do not express an opinion or provide any assurance on it.

Other Reporting Required by *Government Auditing Standards*

In accordance with *Government Auditing Standards*, we have also issued our report dated February 26, 2021, on our consideration of the West Jasper School District's internal control over financial reporting and on our tests of its compliance with certain provisions of laws, regulations, contracts and grant agreements and other matters. The purpose of that report is solely to describe the scope of our testing of internal control over financial reporting and compliance and the results of that testing, and not to provide an opinion on the effectiveness of the West Jasper School District's internal control over financial reporting or on compliance. That report is an integral part of an audit performed in accordance with *Government Auditing Standards* in considering West Jasper School District's internal control over financial reporting and compliance.

A handwritten signature in cursive script that reads "Suzanne E. Smith".

Suzanne E. Smith, CPA, PLLC
Starkville, Mississippi
February 26, 2021

(This page left blank intentionally)

MANAGEMENT'S DISCUSSION AND ANALYSIS

(This page left blank intentionally)

WEST JASPER SCHOOL DISTRICT
Management's Discussion and Analysis
For the Year Ended June 30, 2020

The following discussion and analysis of West Jasper School District's financial performance provides an overview of the School District's financial activities for the year ended June 30, 2020. The intent of this discussion and analysis is to look at the School District's performance as a whole. Readers are encouraged to review the financial statements and the notes to the financial statements to enhance their understanding of the School District's financial performance.

FINANCIAL HIGHLIGHTS

- Total net position for 2020 decreased \$359,485, including a prior period adjustment of (\$108,704), which represents a 9% decrease from fiscal year 2019. Total net position for 2019 decreased \$470,621, including a prior period adjustment of \$43,109, which represents a 14% decrease from fiscal year 2018.
- General revenues amounted to \$12,443,192 and \$11,831,248, or 82% and 80% of all revenues for fiscal years 2020 and 2019, respectively. Program specific revenues in the form of charges for services and grants and contributions accounted for \$2,739,118, or 18% of total revenues for 2020, and \$2,930,282, or 20% of total revenues for 2019.
- The District had \$15,433,091 and \$15,275,260 in expenses for fiscal years 2020 and 2019; only \$2,739,118 for 2020 and \$2,930,282 for 2019 of these expenses was offset by program specific charges for services, grants and contributions. General revenues of \$12,443,192 for 2020 and \$11,831,248 for 2019 were not adequate to provide for these programs.
- Among major funds, the General Fund had \$12,553,657 in revenues and \$11,766,574 in expenditures for 2020, and \$11,745,767 in revenues and \$11,088,102 in expenditures in 2019. The General Fund's fund balance increased by \$776,338 from 2019 to 2020 and increased by \$478,116, including a prior period adjustment of \$66,755, from 2018 to 2019.
- Capital assets, net of accumulated depreciation, decreased by \$238,091 for 2020 and increased by \$2,156,258 for 2019. The decrease for 2020 was due primarily to the increase in accumulated depreciation.
- Long-term debt, including the liability for compensated absences, decreased by \$69,734 for 2020 and decreased by \$93,603 for 2019. The decrease for 2020 was due primarily to payments on three mill notes payable. The liability for compensated absences increased by \$10,266 for 2020 and decreased by \$18,603 for 2019.

OVERVIEW OF THE FINANCIAL STATEMENTS

This discussion and analysis serves as an introduction to the District's basic financial statements, which include government-wide financial statements, fund financial statements, and notes to the financial statements. This report also contains required supplementary information, supplementary information, and other information.

Government-wide Financial Statements

The government-wide financial statements are designed to provide the reader with a broad overview of the District's finances. These statements consist of the Statement of Net Position and the Statement of Activities, which are prepared using the flow of economic resources measurement focus and the accrual basis of accounting. The current year's revenues and expenses are taken into account regardless of when cash is received or paid.

The Statement of Net Position presents information on all the District's nonfiduciary assets, deferred outflows, liabilities, and deferred inflows, with the differences between them reported as "net position." Over

WEST JASPER SCHOOL DISTRICT
Management's Discussion and Analysis
For the Year Ended June 30, 2020

time, increases or decreases in the District's net position may serve as a useful indicator of whether its financial position is improving or deteriorating.

The Statement of Activities presents information showing how the District's net position changed during the most recent fiscal year. All changes in net position are reported as soon as the underlying event giving rise to the change occurs, regardless of the timing of related cash flows. Thus, revenues and expenses are reported in this statement for some items that will only result in cash flows in future fiscal periods.

The government-wide financial statements outline functions of the District that are principally supported by property taxes and intergovernmental revenues (governmental activities). The governmental activities of the District include instruction, support services, non-instructional, sixteenth section, pension expense, OPEB expense, and interest on long-term liabilities.

Fund Financial Statements

A fund is a grouping of related accounts that is used to maintain control over resources that have been segregated for specific activities or objectives. The District uses fund accounting to ensure and demonstrate compliance with finance-related legal requirements. All of the funds of the District can be divided into two categories: governmental funds and fiduciary funds.

Governmental funds – Most of the District's general activities are reported in its governmental funds. Governmental funds are used to account for essentially the same functions reported as governmental activities in the government-wide financial statements. However, governmental funds are accounted for using the modified accrual basis of accounting and the flow of current financial resources measurement focus. The approach focuses on near-term inflows and outflows of spendable resources, as well as balances of spendable resources available at year end. The governmental fund statements provide a detailed view of the District's near-term financing requirements.

Because the focus of governmental funds is narrower than that of the government-wide financial statements, it is useful to compare the information presented for governmental funds with similar information presented for governmental activities in the government-wide financial statements. By doing so, the reader may gain a better understanding of the long-term impact of the District's near-term financing decisions. The governmental funds Balance Sheet is reconciled to the Statement of Net Position, and the governmental funds Statement of Revenues, Expenditures, and Changes in Fund Balances is reconciled to the Statement of Activities to facilitate this comparison between governmental funds and governmental activities.

The District maintains individual governmental funds in accordance with the *Financial Accounting Manual for Mississippi Public School Districts*. Information is presented separately in the governmental funds Balance Sheet and in the governmental funds Statement of Revenues, Expenditures, and Changes in Fund Balances for all major funds. All non-major funds are combined and presented in these reports as other governmental funds.

Fiduciary funds – Fiduciary funds are used to account for resources held for the benefit of parties outside the District. Fiduciary funds are not reflected in the government-wide financial statements because resources of those funds are not available to support the District's own programs. These funds are reported using the accrual basis of accounting. The school district is responsible for ensuring that the assets reported in these funds are used for their intended purpose.

Reconciliation of Government-wide and Fund Financial Statements

The financial statements include two schedules that reconcile the amounts reported on the governmental funds financial statements (modified accrual basis of accounting) with government-wide financial

WEST JASPER SCHOOL DISTRICT
Management's Discussion and Analysis
For the Year Ended June 30, 2020

statements (accrual basis of accounting). The following summarizes the major differences between the two statements:

Capital assets used in governmental activities are not reported on governmental funds financial statements.

Capital outlay spending results in capital assets on government-wide financial statements, but is reported as expenditures on the governmental funds financial statements.

Bond and note proceeds result in liabilities on government-wide financial statements, but are recorded as other financing sources on the governmental funds financial statements.

A net pension liability and net OPEB liability result in liabilities on the government-wide financial statements but are not reported on governmental funds financial statements.

Certain other outflows represent either increases or decreases in liabilities on the government-wide financial statements, but are reported as expenditures on the governmental funds financial statements.

Notes to the financial statements

The notes provide additional information that is essential to a full understanding of the data provided in the government-wide and fund financial statements. The notes to the financial statements can be found immediately following the basic financial statements.

Required Supplementary Information

In addition to the basic financial statements and accompanying notes, this report also presents budgetary comparison schedules, Schedule of the District's Proportionate Share of the Net Pension Liability, Schedule of District Contributions (PERS), Schedule of the District's Proportionate Share of the Net OPEB Liability, and Schedule of District Contributions (OPEB) as required supplementary information. The District adopts an annual operating budget for all governmental funds. A budgetary comparison schedule has been provided for the General Fund as required by the Governmental Accounting Standards Board.

Supplementary Information

Additionally, a Schedule of Expenditures of Federal Awards as required by Title 2 U.S. Code of Federal Regulations Part 200, Uniform Administrative Requirements, Cost Principles, and Audit Requirements for Federal Awards and a Schedule of Instructional, Administrative and Other Expenditures for governmental funds can be found in this report.

Other Information

Although not a required part of the basic financial statements, the Statement of Revenues, Expenditures and Changes in Fund Balances—General Fund, Last Four Years and the Statement of Revenues, Expenditures and Changes in Fund Balances—All Governmental Funds, Last Four Years, is presented for purposes of additional analysis as required by the Mississippi Department of Education.

GOVERNMENT-WIDE FINANCIAL ANALYSIS

Net position

Net position may serve over time as a useful indicator of the District's financial position. Liabilities and deferred inflows of resources exceeded assets and deferred outflows of resources by \$4,239,669 as of June 30, 2020.

WEST JASPER SCHOOL DISTRICT
Management's Discussion and Analysis
For the Year Ended June 30, 2020

The District's financial position is a product of several financial transactions including the net result of activities, the acquisition and payment of debt, the acquisition and disposal of capital assets and the depreciation of capital assets.

Table 1 presents a summary of the District's net position at June 30, 2020 and June 30, 2019.

Table 1
Condensed Statement of Net Position

	June 30, 2020	June 30, 2019	Percentage Change
Current assets	\$ 8,814,873	\$ 8,355,644	5.50 %
Restricted assets	1,885,770	1,706,142	10.53 %
Capital assets, net	10,025,294	10,263,385	-2.32 %
Total assets	20,725,937	20,325,171	1.97 %
Deferred outflows of resources	2,244,513	2,111,210	6.31 %
Current liabilities	33,419	125,850	-73.45 %
Long-term debt outstanding	3,130,206	3,199,940	-2.18 %
Net pension liability	22,103,786	20,940,910	5.55 %
Net OPEB liability	1,497,044	1,384,645	8.12 %
Total liabilities	26,764,455	25,651,345	4.34 %
Deferred inflows of resources	445,664	665,220	-33.01 %
Net position:			
Net investment in capital assets	7,005,294	7,163,385	-2.21 %
Restricted	3,904,565	4,007,267	-2.56 %
Unrestricted	(15,149,528)	(15,050,836)	-0.66 %
Total net position	\$ (4,239,669)	\$ (3,880,184)	-9.26 %

Additional information on unrestricted net position:

In connection with the application of standards on accounting and financial reporting for pensions and OPEB, management presents the following additional information:

Total unrestricted net position (deficit)	(\$15,149,528)
Less unrestricted deficit in net position resulting from recognition of the net pension liability and net OPEB liability including the related deferred outflows and deferred inflows	21,801,981
Unrestricted net position, exclusive of the net pension liability and net OPEB liability effect	<u>\$ 6,652,453</u>

The following are significant current year transactions that have had an impact on the Statement of Net Position.

- Increase in restricted assets of \$179,728.
- Decrease in net capital assets of \$238,091.

WEST JASPER SCHOOL DISTRICT
Management's Discussion and Analysis
For the Year Ended June 30, 2020

- Increase in net pension liability of \$1,162,876.
- Increase in net OPEB liability of \$112,399.

Changes in net position

The District's total revenues for the fiscal years ended June 30, 2020 and June 30, 2019 were \$15,182,310 and \$14,761,530, respectively. The total cost of all programs and services was \$15,433,091 for 2020 and \$15,275,260 for 2019.

Table 2 presents a summary of the changes in net position for the fiscal years ended June 30, 2020 and June 30, 2019.

Table 2
Changes in Net Position

	Year Ended June 30, 2020	Year Ended June 30, 2019	
Revenues:			
Program revenues:			
Charges for services	\$ 224,809	\$ 332,547	(32.40) %
Operating grants and contributions	2,514,309	2,597,735	(3.21) %
General revenues:			
Property taxes	4,807,815	4,611,696	4.25 %
Grants and contributions not restricted	7,294,502	6,931,228	5.24 %
Investment earnings	190,009	126,863	49.77 %
Sixteenth section sources	122,128	159,210	(23.29) %
Other	28,738	2,251	1,176.68 %
Total revenues	15,182,310	14,761,530	2.85 %
Expenses:			
Instruction	7,294,995	6,923,692	5.36 %
Support services	4,885,457	5,102,348	(4.25) %
Non-instructional	733,242	783,514	(6.42) %
Sixteenth section	11,377	22,647	(49.76) %
Pension expense	2,326,603	2,273,017	2.36 %
OPEB expense	88,864	75,694	17.40 %
Interest on long-term liabilities	92,553	94,348	(1.90) %
Total expenses	15,433,091	15,275,260	1.03 %
Increase (Decrease) in net position	(250,781)	(513,730)	51.18 %
Net Position, July 1, as previously reported	(3,880,184)	(3,409,563)	(13.80) %
Prior Period Adjustment	(108,704)	43,109	(352.16) %
Net Position, July 1, as restated	(3,988,888)	(3,366,454)	(18.49) %
Net Position, June 30	\$ (4,239,669)	\$ (3,880,184)	(9.26) %

Governmental activities

The following table presents the cost of seven major District functional activities: instruction, support services, non-instructional, sixteenth section, pension expense, OPEB expense and interest on long-term liabilities. The table also shows each functional activity's net cost (total cost less charges for services generated by the activities and intergovernmental aid provided for specific programs). The net cost presents the financial burden that was placed on the State and District's taxpayers by each of these functions.

WEST JASPER SCHOOL DISTRICT
Management's Discussion and Analysis
For the Year Ended June 30, 2020

Table 3
Net Cost of Governmental Activities

	Total Expenses		Percentage Change
	2020	2019	
Instruction	\$ 7,294,995	\$ 6,923,692	5.36 %
Support services	4,885,457	5,102,348	(4.25) %
Non-instructional	733,242	783,514	(6.42) %
Sixteenth section	11,377	22,647	(49.76) %
Pension Expense	2,326,603	2,273,017	2.36 %
OPEB Expense	88,864	75,694	17.40 %
Interest on long-term liabilities	92,553	94,348	(1.90) %
Total expenses	\$ 15,433,091	\$ 15,275,260	1.03 %

	Net (Expense) Revenue		Percentage Change
	2020	2019	
Instruction	\$ (6,023,874)	\$ (5,754,608)	(4.68) %
Support services	(4,208,789)	(4,300,542)	2.13 %
Non-instructional	57,950	169,221	(65.75) %
Sixteenth section	(11,240)	(15,990)	29.71 %
Pension Expense	(2,326,603)	(2,273,017)	(2.36) %
OPEB Expense	(88,864)	(75,694)	(17.40) %
Interest on long-term liabilities	(92,553)	(94,348)	1.90 %
Total net (expense) revenue	\$ (12,693,973)	\$ (12,344,978)	(2.83) %

- Net cost of governmental activities [(\$12,693,973) for 2020 and (\$12,344,978) for 2019] was financed by general revenue, which is primarily made up of property taxes (\$4,807,815 for 2020 and \$4,611,696 for 2019) and state and federal revenues (\$7,294,502 for 2020 and \$6,931,228 for 2019). In addition, there was \$122,128 and \$159,210 in Sixteenth Section sources for 2020 and 2019, respectively.
- Investment earnings amounted to \$190,009 for 2020 and \$126,863 for 2019.

FINANCIAL ANALYSIS OF THE DISTRICT'S FUNDS

As noted earlier, the District uses fund accounting to ensure and demonstrate compliance with finance-related legal requirements.

Governmental funds. The focus of the District's governmental funds is to provide information on current inflows, outflows and balances of spendable resources. Such information is useful in assessing the District's financing requirements. In particular, unassigned fund balance may serve as a useful measure of the District's net resources available for spending at the end of the fiscal year.

The financial performance of the District as a whole is reflected in its governmental funds. As the District completed the year, its governmental funds reported a combined fund balance of \$10,674,599, an increase of \$730,849, which includes an increase in inventory of \$42,219. \$6,670,312 or 62% of the fund balance is unassigned, which represents the residual classification for the General Fund's fund balance that has not been assigned to other funds and that has not been restricted, committed, or assigned to specific purposes within the general fund. The remaining fund balance of \$4,004,287 or 38% is either nonspendable, restricted, committed or assigned to indicate that it is not available for spending except only for the purposes

WEST JASPER SCHOOL DISTRICT
Management's Discussion and Analysis
For the Year Ended June 30, 2020

to which it is restricted, committed or assigned. The General Fund is the principal operating fund of the District. The increase in fund balance in the General Fund for the fiscal year was \$776,338. The fund balance of Other Governmental Funds showed a decrease in the amount of \$168,192, which included an increase in reserve for inventory of \$42,219. The increase (decrease) in the fund balances for the other major funds were as follows:

<u>Major Fund</u>		<u>Increase (Decrease)</u>
Asset Retirement Fund	\$	122,703
16th Section Principal Fund		No change

BUDGETARY HIGHLIGHTS

During the year, the District revised the annual operating budget. Budget revisions were made to address and correct the original budgets to reflect more accurately the sources and uses of funding for the School District.

A schedule showing the original and final budget amounts compared to the District's actual financial activity for the General Fund is provided in this report as required supplementary information.

CAPITAL ASSETS AND DEBT ADMINISTRATION

Capital Assets. As of June 30, 2020, the District's total capital assets were \$17,812,353, including land, construction in progress, school buildings, building improvements, buses, other school vehicles, and furniture and equipment. This amount represents an increase of \$9,042, which includes a prior period adjustment of (\$114,751), from 2019. Total accumulated depreciation as of June 30, 2020, was \$7,787,059, and total depreciation expense for the year was \$485,356, resulting in total net capital assets of \$10,025,294.

Table 4
Capital Assets, Net of Accumulated Depreciation

	<u>June 30, 2020</u>	<u>June 30, 2019</u>	<u>Percentage Change</u>
Land	\$ 170,871	\$ 170,871	0.00 %
Construction in Progress	-	2,590,149	(100.00) %
Buildings	7,736,311	5,350,214	44.60 %
Building improvements	694,817	754,841	(7.95) %
Improvements other than buildings	299,558	320,625	(6.57) %
Mobile equipment	1,074,490	991,164	8.41 %
Furniture and equipment	49,247	85,521	(42.42) %
Total	<u>\$ 10,025,294</u>	<u>\$ 10,263,385</u>	(2.32) %

Additional information on the District's capital assets can be found in Note 5 included in this report.

WEST JASPER SCHOOL DISTRICT
Management's Discussion and Analysis
For the Year Ended June 30, 2020

Debt Administration. At June 30, 2020, the District had \$3,130,206 in outstanding long-term debt, of which \$85,000 is due within one year. The liability for compensated absences increased \$10,266 from the prior year.

Table 5
Outstanding Long-Term Debt

	<u>June 30, 2020</u>	<u>June 30, 2019</u>	<u>Percentage Change</u>
Three mill notes payable	\$ 1,345,000	\$ 1,425,000	(5.61) %
Qualified School Construction Bonds Payable	1,675,000	1,675,000	0.00 %
Compensated absences payable	110,206	99,940	10.27 %
Total	<u>\$ 3,130,206</u>	<u>\$ 3,199,940</u>	<u>(2.18) %</u>

Additional information on the District's long-term debt can be found in Note 6 included in this report.

CURRENT ISSUES

The West Jasper School District is financially stable. The District is proud of its community support of the public schools. The District has committed itself to financial excellence for many years. The District plans to continue its sound fiscal management to meet the challenges of the future.

CONTACTING THE DISTRICT'S FINANCIAL MANAGEMENT

If you have any questions about this report or need additional financial information, contact the Superintendent's Office of the West Jasper School District, 510 Highway 18 (P. O. Box 610), Bay Springs, Mississippi 39422.

FINANCIAL STATEMENTS

(This page left blank intentionally)

WEST JASPER SCHOOL DISTRICT

Statement of Net Position
June 30, 2020

Exhibit A

	Governmental Activities
Assets	
Cash and cash equivalents	\$ 8,428,713
Due from other governments	309,448
Other receivables, net	6,899
Inventories	69,813
Restricted assets	1,885,770
Capital assets, net of accumulated depreciation:	10,025,294
Total Assets	<u>20,725,937</u>
Deferred Outflows of Resources	
Deferred outflows - pensions	2,039,131
Deferred outflows - OPEB	205,382
Total deferred outflows of resources	<u>2,244,513</u>
Liabilities	
Accounts payable and accrued liabilities	26,044
Interest payable on long-term liabilities	7,375
Long-term liabilities, due within one year:	
Capital related liabilities	85,000
Net OPEB liability	53,028
Long-term liabilities, due beyond one year:	
Capital related liabilities	2,935,000
Non-capital related liabilities	110,206
Net pension liability	22,103,786
Net OPEB liability	1,444,016
Total Liabilities	<u>26,764,455</u>
Deferred Inflows of Resources	
Deferred inflows - pensions	323,331
Deferred inflows - OPEB	122,333
Total deferred inflows of resources	<u>445,664</u>
Net Position	
Net investment in capital assets	7,005,294
Restricted for:	
Expendable:	
School-based activities	538,193
Ad valorem	120,495
Debt service	1,426,682
Forestry improvements	52,750
Unemployment benefits	15,162
Non-expendable:	
Sixteenth section	1,751,283
Unrestricted	(15,149,528)
Total Net Position	<u>\$ (4,239,669)</u>

The notes to the financial statements are an integral part of this statement.

(This page left blank intentionally)

WEST JASPER SCHOOL DISTRICT

Statement of Activities

Exhibit B

For the Year Ended June 30, 2020

		Program Revenues			Net (Expense) Revenue and Changes in Net Position
Functions/Programs	Expenses	Charges for Services	Operating Grants and Contributions	Capital Grants and Contributions	Governmental Activities
Governmental Activities:					
Instruction	\$ 7,294,995	103,902	1,167,219		(6,023,874)
Support services	4,885,457		676,668		(4,208,789)
Non-instructional	733,242	120,770	670,422		57,950
Sixteenth section	11,377	137			(11,240)
Pension expense	2,326,603				(2,326,603)
OPEB expense	88,864				(88,864)
Interest on long-term liabilities	92,553				(92,553)
Total Governmental Activities	<u>\$ 15,433,091</u>	<u>224,809</u>	<u>2,514,309</u>	<u>0</u>	<u>(12,693,973)</u>
General Revenues:					
Taxes:					
General purpose levies					4,611,638
Debt service levies					196,177
Unrestricted grants and contributions:					
State					7,237,334
Federal					57,168
Unrestricted investment earnings					190,009
Sixteenth section sources					122,128
Other					28,738
Total General Revenues					<u>12,443,192</u>
Change in Net Position					<u>(250,781)</u>
Net Position - Beginning, as previously reported					(3,880,184)
Prior Period Adjustments					<u>(108,704)</u>
Net Position - Beginning, as restated					<u>(3,988,888)</u>
Net Position - Ending					<u>\$ (4,239,669)</u>

(This page left blank intentionally)

WEST JASPER SCHOOL DISTRICT

Governmental Funds

Balance Sheet

Exhibit C

June 30, 2020

	Major Funds				
	General Fund	Asset Retirement Fund	16th Section Principal Fund	Other Governmental Funds	Total Governmental Funds
Assets					
Cash and cash equivalents	\$ 7,686,241		655,456	742,472	9,084,169
Cash with fiscal agents		14,340			14,340
Investments		1,207,682			1,207,682
Accrued interest receivable		8,292			8,292
Due from other governments	180,480			128,968	309,448
Due from other funds	123,027				123,027
Advance to other funds			1,095,827		1,095,827
Inventories				69,813	69,813
Total assets	7,989,748	1,230,314	1,751,283	941,253	11,912,598
Liabilities and Fund Balances					
Liabilities:					
Accounts payable and accrued liabilities	25,146			898	26,044
Due to other funds				116,128	116,128
Advances from other funds	1,095,827				1,095,827
Total Liabilities	1,120,973	0	0	117,026	1,237,999
Fund Balances:					
Nonspendable:					
Inventory				69,813	69,813
Permanent fund principal			655,456		655,456
Advances			1,095,827		1,095,827
Restricted:					
Ad valorem	120,495				120,495
Debt service		1,230,314		203,743	1,434,057
Forestry improvement purposes				52,750	52,750
Grant activities	3,047			465,333	468,380
Unemployment benefits				15,162	15,162
Assigned:					
Student activities	74,921				74,921
Instructional activities				1,858	1,858
Building improvements				227	227
Unemployment benefits				15,341	15,341
Unassigned	6,670,312				6,670,312
Total Fund Balances	6,868,775	1,230,314	1,751,283	824,227	10,674,599
Total liabilities and fund balances	\$ 7,989,748	1,230,314	1,751,283	941,253	11,912,598

The notes to the financial statements are an integral part of this statement.

(This page left blank intentionally)

WEST JASPER SCHOOL DISTRICT

Governmental Funds

**Reconciliation of the Governmental Funds Balance Sheet to the Statement of Net Position
June 30, 2020**

Exhibit C-1

Total fund balances for governmental funds \$ 10,674,599

Amounts reported for governmental activities in the statement of Net Position are different because:

1. Capital assets used in governmental activities are not financial resources and therefore are not reported in the funds:

Land	\$ 170,871	
Buildings	11,899,559	
Building improvements	1,700,215	
Improvements other than buildings	526,672	
Mobile equipment	3,113,634	
Furniture and equipment	401,402	
Accumulated depreciation	<u>(7,787,059)</u>	10,025,294

2. Some liabilities, including net pension obligations, are not due and payable in the current period and, therefore, are not reported in the funds:

Net pension liability	(22,103,786)	
-----------------------	--------------	--

Deferred outflows and inflows of resources related to pensions are applicable to future periods and, therefore, are not reported in the funds:

Deferred outflows of resources related to pensions	2,039,131	
Deferred inflows of resources related to pensions	<u>(323,331)</u>	(20,387,986)

3. Some liabilities, including net OPEB obligations, are not due and payable in the current period and, therefore, are not reported in the funds:

Net OPEB liability	(1,497,044)	
--------------------	-------------	--

Deferred outflows and inflows of resources related to OPEB are applicable to future periods and, therefore, are not reported in the funds:

Deferred outflows of resources related to OPEB	205,382	
Deferred inflows of resources related to OPEB	<u>(122,333)</u>	(1,413,995)

4. Long-term liabilities and related accrued interest are not due and payable in the current period and, therefore, are not reported in the funds:

Three mill notes payable	(1,345,000)	
Qualified school construction bonds payable	(1,675,000)	
Compensated absences	(110,206)	
Accrued interest payable	<u>(7,375)</u>	(3,137,581)

Net Position of governmental activities	\$ <u>(4,239,669)</u>
--	------------------------------

The notes to the financial statements are an integral part of this statement.

(This page left blank intentionally)

WEST JASPER SCHOOL DISTRICT

Governmental Funds

**Statement of Revenues, Expenditures and Changes in Fund Balances
For the Year Ended June 30, 2020**

Exhibit D

	Major Funds				
	General Fund	Asset Retirement Fund	16th Section Principal Fund	Other Governmental Funds	Total Governmental Funds
Revenues:					
Local sources	\$ 4,783,438	26,438		329,233	5,139,109
State sources	7,429,680			354,278	7,783,958
Federal sources	161,203			1,863,649	2,024,852
Sixteenth section sources	179,336		54,038	1,017	234,391
Total Revenues	12,553,657	26,438	54,038	2,548,177	15,182,310
Expenditures:					
Instruction	7,118,556			906,136	8,024,692
Support services	4,597,386			776,748	5,374,134
Noninstructional services				796,716	796,716
Sixteenth section	4,522			6,855	11,377
Facilities acquisition and construction				113,679	113,679
Debt service:					
Principal				80,000	80,000
Interest	46,110			46,882	92,992
Other		2,500		720	3,220
Total Expenditures	11,766,574	2,500	0	2,727,736	14,496,810
Excess (Deficiency) of Revenues over (under) Expenditures	787,083	23,938	54,038	(179,559)	685,500
Other Financing Sources (Uses):					
Sale of transportation equipment	3,130				3,130
Payments held by escrow agents		98,765			98,765
Operating transfers in	114,038			127,913	241,951
Payments made to QSCB escrow agents				(98,765)	(98,765)
Operating transfers out	(127,913)		(54,038)	(60,000)	(241,951)
Total Other Financing Sources (Uses)	(10,745)	98,765	(54,038)	(30,852)	3,130
Net Change in Fund Balances	776,338	122,703	0	(210,411)	688,630
Fund Balances:					
July 1, 2019	6,092,437	1,107,611	1,751,283	992,419	9,943,750
Increase (Decrease) in reserve for inventory				42,219	42,219
June 30, 2020	\$ 6,868,775	1,230,314	1,751,283	824,227	10,674,599

The notes to the financial statements are an integral part of this statement.

(This page left blank intentionally)

WEST JASPER SCHOOL DISTRICT

Governmental Funds

**Reconciliation of the Governmental Funds Statement of Revenues,
Expenditures and Changes in Fund Balances to the Statement of Activities
For the Year Ended June 30, 2020**

Exhibit D-1

Net change in fund balances - total governmental funds	\$	688,630
---	-----------	----------------

Amounts reported for governmental activities in the statement of activities are different because:

1. Governmental funds report capital outlay as expenditures. However, in the statement of activities, the cost of capital assets is allocated over their estimated useful lives as depreciation expense. In the current period, these amounts are:		
Capital outlay	\$ 382,662	
Depreciation expense	<u>(485,356)</u>	(102,694)
2. In the statement of activities, only the gain/loss on the sale of assets is reported, while in the governmental funds, the proceeds from the sale increases financial resources. Thus, the change in Net Position differs from the change in fund balance by the cost of the assets sold.	<u>(26,691)</u>	(26,691)
3. The issuance of long-term debt provides current financial resources to governmental funds, while the repayment of the principal of long-term debt consumes the current financial resources of governmental funds. Neither transaction, however, has any effect on net position. These amounts are:		
Payments of debt principal	80,000	
Accrued interest payable	<u>439</u>	80,439
4. Some items relating to pensions and reported in the statement of activities do not provide or require the use of current financial resources and therefore are not reported as revenues/expenditures in the governmental funds. The activities include:		
Pension expense	(2,326,603)	
Contributions subsequent to the measurement date	<u>1,440,021</u>	(886,582)
5. Some items relating to OPEB and reported in the statement of activities do not provide or require the use of current financial resources and therefore are not reported as revenues/expenditures in the governmental funds. The activities include:		
OPEB expense	(88,864)	
Contributions subsequent to the measurement date	<u>53,028</u>	(35,836)
6. Some items reported in the statement of activities do not provide or require the use of current financial resources and therefore are not reported as revenues/expenditures in governmental funds. These activities include:		
Change in inventory reserve	42,219	
Change in compensated absences	<u>(10,266)</u>	31,953
Change in Net Position of governmental activities	\$	<u>(250,781)</u>

The notes to the financial statements are an integral part of this statement.

(This page left blank intentionally)

WEST JASPER SCHOOL DISTRICT

Fiduciary Funds

Statement of Fiduciary Assets and Liabilities
June 30, 2020

Exhibit E

	Agency Funds
Assets	
Cash and cash equivalents	\$ 761,102
Other receivables	167
Total Assets	<u>761,269</u>
Liabilities	
Accounts payable and accrued liabilities	623,830
Due to other funds	6,899
Due to student clubs	130,540
Total Liabilities	<u>\$ 761,269</u>

The notes to the financial statements are an integral part of this statement.

(This page left blank intentionally)

NOTES TO THE FINANCIAL STATEMENTS

(This page left blank intentionally)

WEST JASPER SCHOOL DISTRICT
Notes to the Financial Statements
For the Year Ended June 30, 2020

Note 1 – Summary of Significant Accounting Policies

The accompanying financial statements of the school district have been prepared in conformity with generally accepted accounting principles (GAAP) as prescribed by the Governmental Accounting Standards Board (GASB). GASB is the accepted standard-setting body for governmental accounting and financial reporting principles. The most significant of the school district's accounting policies are described below.

A. Financial Reporting Entity

As defined by accounting principles generally accepted in the United States of America, the school district is considered a "primary government." The school district is governed by a five member board to which each member is elected by the citizens of each defined county district.

For financial reporting purposes, West Jasper School District has included all funds and organizations. The District has also considered all potential component units for which it is financially accountable and other organizations for which the nature and significance of their relationship with the District are such that exclusion would cause the District's financial statements to be misleading or incomplete. The Governmental Accounting Standards Board has set forth criteria to be considered in determining financial accountability. These criteria include appointing a voting majority of an organization's governing body and (1) the ability of the District to impose its will on that organization or (2) the potential for the organization to provide specific benefits to or impose specific financial burdens on the District.

B. Government-wide and Fund Financial Statements

Government-wide Financial Statements – The Statement of Net Position and the Statement of Activities report information on all of the non-fiduciary activities of the District. For the most part, the effect of inter-fund activity has been removed from these statements. Governmental activities, which normally are supported by tax and intergovernmental revenues, are reported separately from business type activities, which rely to a significant extent on fees and charges for support.

The Statement of Net Position presents the District's non-fiduciary assets, deferred outflows, liabilities, and deferred inflows with the difference reported as net position. Net position is reported in three categories:

1. Net investment in capital assets consists of capital assets, net of accumulated depreciation, and reduced by outstanding balances of bonds, notes and other debt attributable to the acquisition, construction or improvement of those assets.
2. Restricted net position results when constraints placed on net position use are either externally imposed or imposed by law through constitutional provisions or enabling legislation.
3. Unrestricted net position consists of net position not meeting the definition of the two preceding categories. Unrestricted net position often has constraints on resources imposed by management which can be removed or modified.

The Statement of Activities demonstrates the degree to which the direct expenses of a given function, or segment, are offset by program revenues. Direct expenses are those clearly identifiable with a specific function. Program revenues include 1) charges to customers or applicants who purchase, use, or directly benefit from goods, services, or privileges provided by a given function and 2) grants, contributions and interest restricted to meeting the operational or capital requirements of a particular function. Property taxes and other items not included among program revenues are reported instead as general revenues.

Fund Financial Statements - Separate financial statements are provided for governmental and fiduciary funds, even though the latter are excluded from the government-wide financial statements. Major individual governmental funds are reported in separate columns in the fund financial statements. All remaining governmental funds are aggregated and reported as other governmental funds.

WEST JASPER SCHOOL DISTRICT
Notes to the Financial Statements
For the Year Ended June 30, 2020

The school district reports the following major governmental funds:

General Fund - This is the school district's primary operating fund. The general fund is used to account for and report all financial resources not accounted for and reported in another fund.

Asset Retirement Fund – This debt service fund accounts for the assets held by escrow agent to be used to retire the Series 2009 Qualified School Construction Bonds.

16th Section Principal Fund – This permanent fund accounts for the resources from sixteenth section lands that are legally restricted to the extent that only earnings, and not the principal, may be used for purposes that support the district's programs.

All other governmental funds not meeting the criteria established for major funds are presented in the other governmental column of the fund financial statements.

The school district also reports fiduciary funds which focus on assets and liabilities only.

The District's fiduciary funds include the following:

Student Club Funds – These various funds account for the monies raised through student club activities.

Payroll Clearing Fund – This agency fund is used to report the payroll resources held by the district in a purely custodial capacity (assets and liabilities) and does not involve the measurement of results of operations.

Accounts Payable Clearing Fund – This agency fund is used to report the resources of paid claims held by the district in a purely custodial capacity (assets and liabilities) and does not involve the measurement of results of operations.

Additionally, the school district reports the following fund types:

GOVERNMENTAL FUNDS

Special Revenue Funds - Special Revenue Funds are used to account for and report the proceeds of specific revenue sources that are restricted or committed to expenditure for specified purposes other than debt service or capital projects.

Capital Projects Funds - Capital Projects Funds are used to account for and report financial resources that are restricted, committed, or assigned to expenditure for capital outlays, including the acquisition or construction of capital facilities and other capital assets.

Debt Service Funds - Debt Service Funds are used to account for and report financial resources that are restricted, committed, or assigned to expenditure for principal and interest.

Permanent Funds - Permanent Funds are used to account for and report resources that are restricted to the extent that only earnings, and not the principal, may be used for purposes that support the district's programs.

FIDUCIARY FUNDS

Agency Funds - Agency Funds are used to report resources held by the district in a purely custodial capacity (assets equal liabilities) and do not involve measurement of results of operations.

C. Measurement Focus, Basis of Accounting, and Financial Statement Presentation

In the government-wide Statement of Net Position and Statement of Activities, governmental activities are presented using the economic resources measurement focus and the accrual basis of accounting, as are the Fiduciary Fund financial statements. Revenues are recorded when earned, and expenses are recorded when a liability is incurred

WEST JASPER SCHOOL DISTRICT
Notes to the Financial Statements
For the Year Ended June 30, 2020

or economic asset used, regardless of the timing of the related cash flows. Grants and similar items are recognized as revenue as soon as all eligibility requirements imposed by the provider have been met.

Governmental fund financial statements are reported using the current financial resources measurement focus and the modified accrual basis of accounting. Revenues are recognized as soon as they are both measurable and available. Measurable means knowing or being able to reasonably estimate the amount. Revenues are considered to be available when they are collectible within the current period or soon enough thereafter to pay liabilities of the current period. For this purpose, the government considers revenues to be available if they are collected within 60 days after year end. Expenditures (including capital outlay) are recorded when the related fund liability is incurred, as under accrual accounting. However, debt service expenditures, as well as expenditures related to compensated absences and judgments, are recorded only when payment is due.

Federal grants and assistance awards made on the basis of entitlement periods are recorded as receivables and revenues when entitlement occurs. Federal reimbursement type grants are recorded as revenues when the related expenditures are recognized. Use of grant resources is conditioned upon compliance with terms of the grant agreements and applicable federal regulations, which include subjecting grants to financial and compliance audits.

Property taxes, intergovernmental revenues (shared revenues, grants and reimbursements from other governments) and interest associated with the current fiscal period are all considered to be susceptible to accrual.

Ad valorem property taxes are levied by the governing authority of the county on behalf of the school district based upon an order adopted by the school board of the school district requesting an ad valorem tax effort in dollars. Since the taxes are not levied and collected by the school district, the revenues to be generated by the annual levies are not recognized until the taxes are actually collected by the tax levying authority.

Capital asset acquisitions are reported as expenditures in governmental funds. Proceeds of general long-term debt and acquisitions under capital leases are reported as other financing sources.

Under the terms of grant agreements, the District funds certain programs by a combination of specific cost-reimbursement grants and general revenues. Thus, when program expenses are incurred, there is both restricted and unrestricted net position available to finance the program. It is the District's policy to first apply cost-reimbursement grant resources to such programs and then general revenues.

The effect of inter-fund activity has been eliminated from the government-wide statements.

Revenues from the Mississippi Adequate Education Program are appropriated on a fiscal year basis and are recorded at the time the revenues are received from the State of Mississippi.

The account classifications used in the financial statements conform to the broad classifications recommended in *Governmental Accounting, Auditing, and Financial Reporting*, issued in 2012 by the Government Finance Officers Association and are consistent with the broad classifications recommended in *Financial Accounting for Local and State School Systems, 2014*, issued by the U.S. Department of Education.

D. Encumbrances

An encumbrance system is maintained to account for commitments or assignments resulting from approved purchase orders, work orders and contracts. However, the school district attempts to liquidate all encumbrances at year-end. Encumbrances outstanding at year-end are not reported within committed or assigned fund balances.

E. Assets, liabilities, deferred outflows/inflows, and net position/fund balances

1. Cash, Cash equivalents and Investments

Cash and cash equivalents

The district's cash and cash equivalents are considered to be cash on hand, demand deposits, and short-

WEST JASPER SCHOOL DISTRICT
Notes to the Financial Statements
For the Year Ended June 30, 2020

term investments with original maturities of three months or less from the date of acquisition. The school district deposits excess funds in the financial institutions selected by the school board. State statutes specify how these depositories are to be selected.

Investments

The school district can invest its excess funds, as permitted by Section 29-3-113, Miss. Code Ann. (1972), in interest-bearing deposits or other obligations of the types described in Section 27-105-33, Miss. Code Ann. (1972), or in any other type investment in which any other agency, instrumentality or subdivision of the State of Mississippi may invest, except that 100% of said funds are authorized to be so invested.

For accounting purposes, certificates of deposit are classified as investments if they have an original maturity greater than three months when acquired.

Investments for the district are reported at fair market value.

2. Receivables and payables

Activities between funds that are representative of lending/borrowing arrangements outstanding at the end of the fiscal year are referred to as either "due to/from other funds" (i.e., the current portion of inter-fund loans) or "advances to/from other funds" (i.e. the non-current portion of inter-fund loans). All other outstanding balances between funds are reported as "due to/from other funds."

Advances between funds, as reported in the fund financial statements, are offset by a fund balance reserve account in applicable governmental funds to indicate that they are not available for appropriation and are not expendable available financial resources.

3. Due from Other Governments

Due from other governments represents amounts due from the State of Mississippi and various grants and reimbursements from other governments.

4. Inventories and Prepaid Items

Donated commodities are received from the USDA and are valued at USDA cost. Other inventories are valued at cost (calculated on the first-in, first-out basis). The costs of governmental fund type inventories are reported as expenditures when purchased.

Prepaid items, such as prepaid insurance, are not reported for governmental fund types since the costs of such items are accounted for as expenditures in the period of acquisition.

5. Restricted Assets

Certain resources set aside for repayment of debt are classified as restricted assets on the Statement of Net Position because their use is limited by applicable debt statutes, e.g. Qualified School Construction Bond sinking funds. Also, the nonexpendable portion of the Permanent Fund, if applicable, is classified as restricted assets because the 16th Section Principal fund is not available for use by the district except as provided for under state statute for loans from this fund.

6. Capital Assets

Capital assets include land, improvements to land, easements, water rights, timber rights, buildings, building improvements, vehicles, machinery, equipment, works of art and historical treasures, infrastructure, and all other tangible assets that are used in operations and that have initial useful lives extending beyond a single reporting period. Capital assets are reported in the applicable governmental or business type activities columns in the government-wide Statement of Net Position. Capital assets are recorded at historical cost or estimated historical cost based on appraisals or deflated current replacement cost. Donated capital assets

WEST JASPER SCHOOL DISTRICT
Notes to the Financial Statements
For the Year Ended June 30, 2020

are recorded at estimated fair market value at the date of donation. The costs of normal maintenance and repair that do not add to the value of the asset or materially extend asset lives are not capitalized. Capital assets are defined by the District as assets with an initial, individual cost in excess of the thresholds in the table below.

Capital acquisition and construction are reflected as expenditures in the Governmental Fund statements and the related assets are reported as capital assets in the governmental activities column in the government-wide financial statements.

Depreciation is calculated on the straight-line basis for all assets, except land.

The following schedule details the capitalization thresholds:

	Capitalization Policy	Estimated Useful Life
Land	\$ 0	0
Buildings	50,000	40 years
Building improvements	25,000	20 years
Improvements other than buildings	25,000	20 years
Mobile equipment	5,000	5-10 years
Furniture and equipment	5,000	3-7 years
Leased property under capital leases	*	*

(*) The threshold amount will correspond with the amounts for the asset classifications, as listed. See Note 5 for details.

7. Deferred outflows/inflows of resources

In addition to assets, the statement of financial position will sometimes report a separate section for deferred outflows of resources. This separate financial statement element, deferred outflows of resources, represents a consumption of net position that applies to a future period(s) and so will not be recognized as an outflow of resources (expense/expenditure) until then. The school district has incurred deferred outflows which are presented as deferred outflows related to pensions and deferred outflows related to OPEB.

In addition to liabilities, the statement of financial position will sometimes report a separate section for deferred inflows of resources. This separate financial statement element, deferred inflows of resources, represents an acquisition of net position that applies to a future period(s) and so will not be recognized as an inflow of resources (revenue) until that time. The school district has incurred deferred inflows which are presented as deferred inflows related to pensions and deferred inflows related to OPEB.

See Note 7, Note 8, and Note 16 for further details.

8. Compensated Absences

Employees of the school district accumulate sick leave at a minimum amount as required by state law. A greater amount may be provided by school district policy provided that it does not exceed the provisions for leave as provided in Sections 25-3-93 and 25-3-95. Some employees are allowed personal leave and/or vacation leave in accordance with school district policy. The district pays for unused leave for employees as required by Section 37-7-307(5), Miss. Code Ann. (1972).

The liability for these compensated absences is recorded as a long-term liability in the government-wide statements. The current portion of this liability is estimated based on historical trends. In the fund financial statements, governmental funds report the liability for compensated absences from expendable available financial resources only if the payable has matured, for example, an employee retires.

WEST JASPER SCHOOL DISTRICT
Notes to the Financial Statements
For the Year Ended June 30, 2020

9. Long-term Liabilities and Bond Discounts/Premiums

In the government-wide financial statements, outstanding debt is reported as liabilities. Bond discounts or premiums and the difference between reacquisition price and the net carrying value of refunded debt are capitalized and amortized over the terms of the respective bonds using a method that approximates the effective interest method.

The governmental fund financial statements recognize the proceeds of debt and premiums as other financing sources of the current period. Issuance costs are reported as expenditures. See Note 6 for details.

10. Pensions

For purposes of measuring the net pension liability, deferred outflows of resources and deferred inflows of resources related to pensions, and pension expense, information about the fiduciary net position of the Public Employees' Retirement System (PERS) and additions to/deductions from PERS' fiduciary net position have been determined on the same basis as they are reported by PERS. For this purpose, the benefit payments (including refunds of employee contributions) are recognized when due and payable in accordance with the benefit terms. Investments are reported at fair value.

11. Postemployment Benefits Other than Pensions (OPEB)

For purposes of measuring the net OPEB liability, deferred outflows of resources and deferred inflows of resources related to OPEB, and OPEB expense, information about the fiduciary net position of the State and School Employees' Life and Health Plan (OPEB Plan) and additions to/deductions from the OPEB Plan's fiduciary net position have been determined on the same basis as they are reported by the OPEB Plan. For this purpose, benefit payments are recorded when the OPEB benefits come due. Investments are reported at fair value as determined by the state.

12. Fund Balances

Fund balance for governmental funds is reported in classifications that comprise a hierarchy based primarily on the extent to which the government is bound to honor constraints on the specific purposes for which amounts in those funds can be spent.

Governmental fund balance is classified as nonspendable, restricted, committed, assigned or unassigned. Following are descriptions of fund classifications used by the district:

Nonspendable fund balance includes items that cannot be spent. This includes activity that is not in a spendable form (inventories, prepaid amounts, long-term portion of loans/notes receivable, or property held for resale unless the proceeds are restricted, committed, or assigned) and activity that is legally or contractually required to remain intact, such as a principal balance in a permanent fund.

Restricted fund balance includes amounts that have constraints placed upon the use of the resources either by an external party or imposed by law through a constitutional provision or enabling legislation.

Committed fund balance includes amounts that can be used only for the specific purposes pursuant to constraints imposed by a formal action of the School Board, the District's highest level of decision-making authority. The formal action required is approval in the official board minutes. Currently there are no committed fund balances for the school district.

Assigned fund balance includes amounts that are constrained by the District's intent to be used for a specific purpose, but are neither restricted nor committed. For governmental funds, other than the general fund, this is the residual amount within the fund that is not restricted or committed. Assignments of fund balance are created by the Superintendent and the Business Manager pursuant to authorization established by the School District's approved fund balance policy.

Unassigned fund balance is the residual classification for the general fund. This classification represents fund

WEST JASPER SCHOOL DISTRICT
Notes to the Financial Statements
For the Year Ended June 30, 2020

balance that has not been assigned to other funds and that has not been restricted, committed, or assigned to specific purposes within the general fund. The general fund should be the only fund that reports a positive unassigned fund balance amount. In other governmental funds, it may be necessary to report a negative unassigned fund balance.

When an expenditure/expense is incurred for purposes for which both restricted and unrestricted (committed, assigned, or unassigned) resources are available, it is the District's general policy to use restricted resources first. When expenditures/expenses are incurred for purposes for which unrestricted (committed, assigned, and unassigned) resources are available, and amounts in any of these unrestricted classifications could be used, it is the District's general policy to spend committed resources first, followed by assigned amounts, and then unassigned amounts. It is the goal of the School District to achieve and maintain an unassigned fund balance in the general fund at fiscal year end of not less than fifteen (15) percent of general fund revenues for the year. If the unassigned fund balance at fiscal year end falls below the goal, the school district will develop a restoration plan to achieve and maintain the minimum fund balance.

13. Accounting Standards Update

The Governmental Accounting Standards Board issued GASB 95, *Postponement of the Effective Dates of Certain Authoritative Guidance* in May 2020. The objective of this Statement was to provide temporary relief to governments in light of the COVID-19 pandemic by postponing effective dates of certain Statements and Implementation Guides. The effective dates of GASB 83-84, GASB 88-93, and Implementation Guides No. 2017-3, 2018-1, 2019-1, and 2019-2 were postponed one year. The effective dates of GASB 87, *Leases*, and Implementation Guide No. 2019-3, *Leases*, were postponed eighteen months.

Note 2 – Cash and Cash Equivalents, Cash with Fiscal Agents, and Investments

The district follows the practice of aggregating the cash assets of various funds to maximize cash management efficiency and returns. Restrictions on deposits and investments are imposed by statutes as follows:

Deposits. The school board must advertise and accept bids for depositories no less than once every three years as required by Section 37-7-333, Miss. Code Ann. (1972). The collateral pledged for the school district's deposits in financial institutions is held in the name of the State Treasurer under a program established by the Mississippi State Legislature and is governed by Section 27-105-5, Miss. Code Ann. (1972). Under this program, the entity's funds are protected through a collateral pool administered by the State Treasurer. Financial institutions holding deposits of public funds must pledge securities as collateral against those deposits. In the event of failure of a financial institution, securities pledged by that institution would be liquidated by the State Treasurer to replace the public deposits not covered by the Federal Deposit Insurance Corporation.

Investments. Section 29-3-113 and 37-59-43, Miss. Code Ann. (1972), authorizes the school board to invest excess funds in the types of investments authorized by Section 27-105-33(d) and (e), Miss. Code Ann. (1972). This section permits the following types of investments: (a) certificates of deposit or interest bearing accounts with qualified state depositories; (b) direct United States Treasury obligations; (c) United States Government agency, United States Government instrumentality or United States Government sponsored enterprise obligations, not to exceed fifty percent of all monies invested with maturities of thirty days or longer; (d) direct security repurchase agreements and reverse direct security repurchase agreements of any federal book entry of only those securities enumerated in (b) and (c) above; (e) direct obligations issued by the United States of America that are deemed to include securities of, or other interests in, any open-end or closed-end management type investment company or investment trust approved by the State Treasurer and the Executive Director of the Department of Finance and Administration, not to exceed twenty percent of invested excess funds. Investment income on bond funds (Capital Projects), bond sinking funds (Debt Service Funds) and sixteenth section principal funds (Permanent Funds) must be credited to those funds. Investment income of \$100 or more of any fund must be credited to that fund. Investment income of less than \$100 can be credited to the General Fund.

WEST JASPER SCHOOL DISTRICT
Notes to the Financial Statements
For the Year Ended June 30, 2020

Cash and Cash Equivalents

The carrying amount of the school district's deposits with financial institutions reported in the governmental funds and fiduciary funds was \$9,084,169 and \$761,102, respectively.

Custodial Credit Risk - Deposits. Custodial credit risk is defined as the risk that, in the event of the failure of a financial institution, the district will not be able to recover deposits or collateral securities that are in the possession of an outside party. The district does not have a deposit policy for custodial credit risk. In the event of failure of a financial institution, securities pledged by that institution would be liquidated by the State Treasurer to replace the public deposits not covered by the Federal Deposit Insurance Corporation. Deposits above FDIC coverage are collateralized by the pledging financial institution's trust department or agent in the name of the Mississippi State Treasurer on behalf of the district.

Cash with Fiscal Agents

The carrying amount of school district's cash with fiscal agents held by financial institutions was \$14,340.

Investments

As of June 30, 2020, the district had the following investments in the governmental funds.

Investment Type	Rating	Maturities (in years)	Fair Value
U. S. Treasury SLG Deposits	N/A	1 to 5 years	\$ 1,207,682
Total			<u>\$ 1,207,682</u>

The district categorizes its fair value measurements within the fair value hierarchy established by generally accepted accounting principles. The hierarchy is based on the valuation inputs used to measure the fair value of the asset. Level 1 inputs are quoted prices in active markets for identical assets; Level 2 inputs are significant other observable inputs; Level 3 inputs are significant unobservable inputs.

The district has the following recurring fair value measurements as of June 30, 2020:

- U. S. Treasury SLG Deposits of \$1,207,682 are valued using quoted market prices (Level 1 inputs).

Interest Rate Risk. The district does not have a formal investment policy that limits investment maturities as a means of managing its exposure to fair value losses arising from increasing interest rates.

Credit Risk. State law limits investments to those prescribed in Sections 27-105-33(d) and 27-105-33(e), Miss. Code Ann. (1972). The district does not have a formal investment policy that would further limit its investment choices or one that addresses credit risk.

Custodial Credit Risk - Investments. Custodial credit risk is defined as the risk that, in the event of the failure of the counterparty, the district will not be able to recover the value of its investments or collateral securities that are in the possession of an outside party. The district does not have a formal investment policy that addresses custodial credit risk. As of June 30, 2020, the district did not have any investments to which this would apply.

Concentration of Credit Risk. Disclosure of investments by amount and issuer for any issuer that represents five percent or more of total investments is required. This requirement does not apply to investments issued or explicitly guaranteed by the U.S. government, investments in mutual funds and external investment pools, and other pooled investments

WEST JASPER SCHOOL DISTRICT
Notes to the Financial Statements
For the Year Ended June 30, 2020

Note 3 – Inter-fund Receivables, Payables and Transfers

The following is a summary of inter-fund transactions and balances:

A. Due From/To Other Funds

Receivable Fund	Payable Fund	Amount
General Fund	Other governmental funds	\$ 116,128
	Fiduciary funds	6,899
Total		<u>\$ 123,027</u>

The inter-fund balances represent loans created by the existence of negative fund cash balances in a pooled bank account. Negative fund cash balances in governmental funds (special revenues funds) are a result of the timing of cash flows inherent in the reimbursable grant funds due from the Federal government. Inter-fund balances also include amounts in agency funds (fiduciary funds) due to the General Fund.

B. Advances To/From Other Funds

Receivable Fund	Payable Fund	Amount
16th Section Principal Fund	General Fund	\$ 1,095,827
Total		<u>\$ 1,095,827</u>

Sixteenth section principal loans payable

Note: The sixteenth section principal loans payable are not reflected on the Statement of Net Position because these funds were borrowed by the General Fund from the Sixteenth Section Trust Fund (Permanent Trust) in accordance with Section 29-3-113, Miss. Code Ann. (1972). The revenues and expenditures associated with these transactions are reflected on the Statement of Revenues, Expenditures and Changes in Fund Balances. The interest rate on the sixteenth section principal loans payable as of June 30, 2020 is four (4) percent. The following is a schedule by years of the total payments due on this debt:

Year Ending June 30	Principal	Interest	Total
2021	\$ 59,202	43,833	103,035
2022	61,570	41,465	103,035
2023	64,033	39,002	103,035
2024	66,595	36,441	103,036
2025	69,258	33,777	103,035
2026-2030	390,130	125,047	515,177
2031-2035	385,039	40,523	425,562
Total	<u>\$ 1,095,827</u>	<u>360,088</u>	<u>1,455,915</u>

C. Inter-fund Transfers

Transfers Out	Transfers In	Amount
General Fund	Other governmental funds	\$ 127,913
16th Section Principal Fund	General Fund	54,038
Other governmental funds	General Fund	60,000
Total		<u>\$ 241,951</u>

Inter-fund transfers represent operating transfers from the General Fund to other governmental funds, transfers of

WEST JASPER SCHOOL DISTRICT
Notes to the Financial Statements
For the Year Ended June 30, 2020

investment earnings on 16th Section Principal Fund investments to the general fund, and transfers of indirect costs from special revenue funds to the General Fund.

Note 4 – Restricted Assets

The restricted assets represent the cash balance, totaling \$655,456, of the 16th Section Principal Fund (permanent fund), which is legally restricted and may not be used for purposes that support the district's programs. In addition, the restricted assets represent the cash with fiscal agents, investments, and accrued interest balances, totaling \$14,340, \$1,207,682, and \$8,292, respectively, of the QSCB Bond Retirement Fund. Restricted Assets on the Statement of Net Position total \$1,885,770.

Note 5 – Capital Assets

The following is a summary of changes in capital assets for governmental activities:

	Balance 7/1/2019	Increases	Decreases	Completed Construction	Adjustments	Balance 6/30/2020
Governmental Activities:						
<u>Non-depreciable capital assets:</u>						
Land	\$ 170,871					170,871
Construction-in-progress	2,590,149	113,679		(2,599,762)	(104,066)	-
Total non-depreciable capital assets	2,761,020	113,679	-	(2,599,762)	(104,066)	170,871
<u>Depreciable capital assets:</u>						
Buildings	9,299,797			2,599,762		11,899,559
Building improvements	1,700,215					1,700,215
Improvements other than buildings	526,672					526,672
Mobile equipment	3,045,295	268,983	200,644			3,113,634
Furniture and equipment	470,312		58,225		(10,685)	401,402
Total depreciable capital assets	15,042,291	268,983	258,869	2,599,762	(10,685)	17,641,482
<u>Less accumulated depreciation for:</u>						
Buildings	3,949,583	213,665				4,163,248
Building improvements	945,374	60,026			(2)	1,005,398
Improvements other than buildings	206,047	21,067				227,114
Mobile equipment	2,054,131	168,619	180,580		(3,026)	2,039,144
Furniture and equipment	384,791	21,979	51,598		(3,017)	352,155
Total accumulated depreciation	7,539,926	485,356	232,178	-	(6,045)	7,787,059
Total depreciable capital assets, net	7,502,365	(216,373)	26,691	2,599,762	(4,640)	9,854,423
Governmental activities capital assets, net	\$ 10,263,385	(102,694)	26,691	-	(108,706)	10,025,294

Adjustments made to construction-in-progress correct prior period errors in accumulating expenditures that make up completed construction. Adjustments to depreciable capital assets and accumulated depreciation correct prior period depreciation amounts and reflect the removal of an asset in a prior period.

WEST JASPER SCHOOL DISTRICT
Notes to the Financial Statements
For the Year Ended June 30, 2020

Depreciation expense was charged to the following governmental functions:

	Amount
Governmental activities:	
Instruction	\$ 230,681
Support services	238,472
Non-instructional	16,203
Total depreciation expense - Governmental activities	<u>\$ 485,356</u>

Note 6 – Long-term Liabilities

The following is a summary of changes in long-term liabilities and other obligations for governmental activities:

	Balance 7/1/2019	Additions	Reductions	Balance 6/30/2020	Amounts due within one year
A. Three mill notes payable	\$ 1,425,000		80,000	1,345,000	85,000
B. Qualified school construction bonds payable	1,675,000			1,675,000	
C. Compensated absences payable	99,940	10,266		110,206	
Total	<u>\$ 3,199,940</u>	<u>10,266</u>	<u>80,000</u>	<u>3,130,206</u>	<u>85,000</u>

A. Three mill notes payable

Debt currently outstanding is as follows:

Description	Interest Rate	Issue Date	Maturity Date	Amount Issued	Amounts due within one year
Limited tax notes, series 2018	3.29%	1-Jun-18	1-May-28	\$ 1,500,000	\$ 1,345,000
				<u>\$ 1,500,000</u>	<u>\$ 1,345,000</u>

The following is a schedule by years of the total payments due on this debt:

Year Ending June 30	Principal	Interest	Total
2021	\$ 85,000	44,251	129,251
2022	90,000	41,454	131,454
2023	90,000	38,493	128,493
2024	205,000	35,532	240,532
2025	215,000	28,788	243,788
2026-2028	660,000	43,757	703,757
Total	<u>\$ 1,345,000</u>	<u>232,275</u>	<u>1,577,275</u>

This debt will be retired from the Three Mill Note Retirement Fund (debt service fund).

WEST JASPER SCHOOL DISTRICT
Notes to the Financial Statements
For the Year Ended June 30, 2020

B. Qualified school construction bonds payable

As more fully explained in Note 14, debt has been issued that qualifies as Qualified School Construction Bonds. Debt currently outstanding is as follows:

Description	Interest Rate	Issue Date	Maturity Date	Amount Issued	Amounts due within one year
Qualified School construction bonds, series 2009	0.00%	17-Nov-09	15-Sep-23	\$ 1,675,000	\$ 1,675,000
				<u>\$ 1,675,000</u>	<u>\$ 1,675,000</u>

C. Compensated absences payable

As more fully explained in Note 1(E)(8), compensated absences payable is adjusted on an annual basis as required by Section 37-7-307(5), Miss. Code Ann. (1972). Compensated absences will be paid from the fund from which the employees' salaries were paid.

Note 7 – Defined Benefit Pension Plan

General Information about the Pension Plan

Plan Description. The school district contributes to the Public Employees' Retirement System of Mississippi (PERS), a cost-sharing multiple-employer defined benefit pension plan. PERS provides retirement and disability benefits, annual cost-of-living adjustments, and death benefits to plan members and beneficiaries. Plan provisions and the Board of Trustees' authority to determine contribution rates are established by Miss. Code Ann. Section 25-11-1 et seq., (1972, as amended) and may be amended only by the Mississippi Legislature. PERS issues a publicly available financial report that includes financial statements and required supplementary information. That report is available at www.pers.ms.gov.

Benefits provided. Membership in PERS is a condition of employment granted upon hiring for qualifying employees and officials of the State of Mississippi, state universities, community and junior colleges, and teachers and employees of the public school districts. For those persons employed by political subdivisions and instrumentalities of the State of Mississippi, membership is contingent upon approval of the entity's participation in PERS by the PERS' Board of Trustees. If approved, membership for the entity's employees is a condition of employment and eligibility is granted to those who qualify upon hiring. Participating members who are vested and retire at or after age 60 or those who retire regardless of age with at least 30 years of creditable service (25 years of creditable service for employees who became members of PERS before July 1, 2011) are entitled, upon application, to an annual retirement allowance payable monthly for life in an amount equal to 2.0 percent of their average compensation for each year of creditable service up to and including 30 years (25 years for those who became members of PERS before July 1, 2011), plus 2.5 percent for each additional year of creditable service with an actuarial reduction in the benefit for each year of creditable service below 30 years or the number of years in age that the member is below 65, whichever is less. Average compensation is the average of the employee's earnings during the four highest compensated years of creditable service. Benefits vest upon completion of eight years of membership service (four years of membership service for those who became members of PERS before July 1, 2007). PERS also provides certain death and disability benefits. A Cost-of-Living Adjustment (COLA) payment is made to eligible retirees and beneficiaries. The COLA is equal to 3.0 percent of the annual retirement allowance for each full fiscal year of retirement up to the year in which the retired member reaches age 60 (55 for those who became members of PERS before July 1, 2011), with 3.0 percent compounded for each fiscal year thereafter.

Contributions. PERS members are required to contribute 9.00% of their annual covered salary, and the school district is required to contribute at an actuarially determined rate. The employer's rate as of June 30, 2020 was 17.40% of annual covered payroll. Plan provisions and the Board of Trustees' authority to determine contribution rates are established by Section 25-11-1 of the Mississippi Code of 1972, as amended, and may be amended only by the Mississippi Legislature. The school district's contributions to PERS for the fiscal years ending June 30, 2020, 2019 and 2018 were \$1,440,021, \$1,288,838 and \$1,265,782, respectively, which equaled the required contributions for each year.

WEST JASPER SCHOOL DISTRICT
Notes to the Financial Statements
For the Year Ended June 30, 2020

Pension Liabilities, Pension Expense, and Deferred Outflows of Resources and Deferred Inflows of Resources Related to Pensions

At June 30, 2020, the school district reported a liability of \$22,103,786 for its proportionate share of the net pension liability. The net pension liability was measured as of June 30, 2019, and the total pension liability used to calculate the net pension liability was determined by an actuarial valuation as of that date. The District's proportion of the net pension liability was based on a projection of the school district's long-term share of contribution to the pension plan relative to projected contributions of all participating entities, actuarially determined. The school district's proportionate share used to calculate the June 30, 2020 net pension liability was 0.125647 percent, which was based on a measurement date of June 30, 2019. This was a decrease of 0.000253 percent from its proportionate share used to calculate the June 30, 2019 net pension liability, which was based on a measurement date of June 30, 2018.

For the year ended June 30, 2020, the District recognized pension expense of \$2,326,603. At June 30, 2020 the District reported deferred outflows of resources and deferred inflows of resources related to pensions from the following sources:

	Deferred Outflows of Resources	Deferred Inflows of Resources
Differences between expected and actual experience	\$ 13,101	\$ 23,649
Net difference between projected and actual earnings on pension plan investments		257,406
Changes of assumptions	216,688	
Changes in proportion and differences between District contributions and proportionate share of contributions	369,321	42,276
District contributions subsequent to the measurement date	1,440,021	
Total	\$ <u>2,039,131</u>	\$ <u>323,331</u>

\$1,440,021 reported as deferred outflows of resources related to pensions resulting from school district contributions subsequent to the measurement date will be recognized as a reduction to the net pension liability in the year ended June 30, 2021. Other amounts reported as deferred outflows of resources and deferred inflows of resources related to pensions will be recognized in pension expense as follows:

Year Ending June 30:	
2021	\$ 272,125
2022	(151,119)
2023	53,858
2024	100,915

Actuarial assumptions. The total pension liability as of June 30, 2019 was determined by actuarial valuation prepared as of June 30, 2018. Subsequent to the June 30, 2018 valuation, the Board adopted new actuarial assumptions based on the experience investigation for the four-year period ending June 30, 2018. The following actuarial assumptions are applied to all periods included in the measurement:

Inflation	2.75 percent
Salary increases	3.00-18.25 percent, including inflation
Investment rate of return	7.75 percent, net of pension plan investment expense, including inflation

Mortality rates were based on the PubS.H-2010(B) Retiree Table with the following adjustments: For males, 112% of male rates from ages 18 to 75 scaled down to 105% for ages 80 to 119. For females, 85% of the female rates from ages 18 to 65 scaled up to 102% for ages 75 to 119. Mortality rates will be projected generationally using the MP-2018 projection scale to account for future improvements in life expectancy.

WEST JASPER SCHOOL DISTRICT
Notes to the Financial Statements
For the Year Ended June 30, 2020

The long-term expected rate of return on pension plan investments was determined using a log-normal distribution analysis in which best-estimate ranges of expected future real rates of return (expected nominal returns, net of pension plan investment expense and the assumed rate of inflation) are developed for each major asset class. These ranges are combined to produce the long-term expected rate of return by weighting the expected future real rates of return by the target asset allocation percentage and by adding expected inflation. The most recent target asset allocation and best estimates of arithmetic real rates of return for each major asset class are summarized in the following table:

<u>Asset Class</u>	<u>Target Allocation</u>		<u>Long-Term Expected Real Rate of Return</u>	
Domestic Equity	27.00	%	4.90	%
International Equity	22.00		4.75	
Global Equity	12.00		5.00	
Fixed Income	20.00		1.50	
Real Estate	10.00		4.00	
Private Equity	8.00		6.25	
Cash	1.00		0.25	
Total	100	%		

Discount rate. The discount rate used to measure the total pension liability was 7.75 percent. The projection of cash flows used to determine the discount rate assumed that plan member contributions will be made at the current contribution rate (9.00%) and that employer contributions will be made at the current contribution rate (17.40%). Based on those assumptions, the pension plan's fiduciary net position was projected to be available to make all projected future benefit payments of current plan members. Therefore, the long-term expected rate of return on pension plan investments was applied to all periods of projected benefit payments to determine the total pension liability.

Sensitivity of the District's proportionate share of the net pension liability to changes in the discount rate. The following table presents the District's proportionate share of the net pension liability calculated using the discount rate of 7.75%, as well as what the District's proportionate share of the net pension liability would be if it were calculated using a discount rate that is 1-percentage-point lower (6.75%) or 1-percentage-point higher (8.75%) than the current rate:

	<u>1% Decrease (6.75%)</u>	<u>Current Discount Rate (7.75%)</u>	<u>1% Increase (8.75%)</u>
District's proportionate share of the net pension liability	\$ 29,056,532	\$ 22,103,786	\$ 16,365,199

Pension plan fiduciary net position. Detailed information about the pension plan's fiduciary net position is available in the separately issued PERS financial report.

Note 8 – Other Postemployment Benefits (OPEB)

General Information about the OPEB Plan.

Plan description. State law mandates that all state, public education, library, junior and community college and retiring employees be offered health and life benefit coverage through the State and School Employees' Life and Health Insurance Plan (the Plan). The Plan was established by Section 25-15-3 et seq., Mississippi Code Ann. (1972), which may be amended only by the State Legislature. The State and School Employees' Health Insurance Management Board (the Board) administers the Plan. The Board has the sole legal authority to promulgate rules and regulations governing the operations of the Plan within the confines of the law governing the Plan. The Plan is self-insured and is financed through premiums collected from employers, employees, retirees and COBRA participants. The Plan provides for Other Postemployment

Benefits (OPEB) as a multiple-employer defined benefit OPEB plan. The plan issues a publicly available financial report that can be obtained at <http://knowyourbenefits.dfa.ms.gov/>.

WEST JASPER SCHOOL DISTRICT
Notes to the Financial Statements
For the Year Ended June 30, 2020

Benefits provided.

The Plan was formed by the State Legislature to provide group health and life benefits to full-time active and retired employees of the State, agencies, universities, community/junior colleges, public school districts and public libraries. In addition, the spouse and/or children of covered employees and retirees, as well as surviving spouses and COBRA participants, may be eligible for health insurance coverage under the Plan. Benefits of the OPEB Plan consist of an implicit rate subsidy, which is essentially the difference between the average cost of providing health care benefits to retirees under age 65 and the average cost of providing health care benefits to all participants when premiums paid by retirees are not age adjusted. Employees' premiums are funded primarily by their employers. Retirees must pay their own premiums, as do active employees for spouse and dependent medical coverage. The Board has the sole authority for setting life and health insurance premiums for the Plan. Per Section 12-15-15 (10) Mississippi Code Ann. (1972), a retired employee electing to purchase retiree life and health insurance must pay the full cost of such insurance premium. If the Board determined actuarially that the premium paid by the participating retirees adversely affects the overall cost of the Plan to the State, then the Board may impose a premium surcharge, not to exceed 15%, upon such participating retired employees who are under the age for Medicare eligibility and who are initially employed before January 1, 2006. For participating retired employees who are under the age for Medicare eligibility and who are initially employed on or after January 1, 2006, the Board may impose a premium surcharge in an amount the Board determined actuarially to cover the full cost of insurance. The Plan offers a Base option and a Select option for health benefits for non-Medicare participants. The Plan includes a separate coverage level for Medicare eligible retirees, Medicare Eligible surviving spouses, and Medicare eligible dependents of retirees and surviving spouses.

Contributions.

The Board has the sole authority for setting life and health insurance premiums for the Plan. The required premiums vary based on the plan selected and the type of participant. Employers pay no premiums for retirees while employees' premiums are funded primarily by their employer. Contributions to the OPEB plan from the District were \$53,028 for the year ended June 30, 2020.

OPEB Liabilities, OPEB Expense, and Deferred Outflows of Resources and Deferred Inflows of Resources related to OPEB

At June 30, 2020, the District reported a liability of \$1,497,044 for its proportionate share of the net OPEB liability. The net OPEB liability was measured as of June 30, 2019, and the total OPEB liability used to calculate the net OPEB liability was determined by an actuarial valuation as of that date. The basis for the District's proportion is determined by comparing the employer's average monthly employees participating in the Plan with the total average employees participating in the Plan in the fiscal year of all employers. The allocation was utilized because the level of premiums contributed by each employer is the same for any employee regardless of plan participation elections made by the employee. At the measurement date of June 30, 2019, the District's proportion was 0.17642571 percent. This was a decrease of .00257306 percent from the proportionate share as of the measurement date of June 30, 2018.

For the year ended June 30, 2020, the District recognized OPEB expense of \$88,864. At June 30, 2020, the District reported deferred outflows of resources and deferred inflows of resources related to OPEB from the following sources:

	Deferred Outflows of Resources	Deferred Inflows of Resources
Differences between expected and actual experience	\$ 2,264	\$ 21,429
Changes of assumptions	111,609	77,629
Net difference between projected and actual earnings on OPEB plan investments	28	
Changes in proportion and differences between District contributions and proportionate share of contributions	38,453	23,275

WEST JASPER SCHOOL DISTRICT
Notes to the Financial Statements
For the Year Ended June 30, 2020

District contributions subsequent to the
measurement date

53,028

Total

\$	205,382	\$	122,333
----	---------	----	---------

\$53,028 reported as deferred outflows of resources related to OPEB resulting from school district contributions subsequent to the measurement date will be recognized as a reduction to the net OPEB liability in the year ended June 30, 2021. Other amounts reported as deferred outflows of resources and deferred inflows of resources related to OPEB will be recognized in OPEB expense as follows:

Year Ending June 30:

2021	\$	3,470
2022		3,470
2023		3,470
2024		4,065
2025		10,197
Thereafter		5,349

Actuarial assumptions. The total OPEB liability in the June 30, 2019 actuarial valuation was determined using the following actuarial assumptions, applied to all periods included in the measurement, unless otherwise specified:

Inflation	2.75 percent
Salary increases	3.00-18.20 percent, including wage inflation
Municipal Bond Index Rate	
Measurement Date	3.50%
Prior Measurement Date	3.89%
Year FNP is projected to be depleted	
Measurement Date	2019
Prior Measurement Date	2018
Single Equivalent Interest Rate, net of OPEB plan investment expense, including inflation	
Measurement Date	3.50%
Prior Measurement Date	3.89%
Health Care Cost Trends	
Medicare Supplement Claims	7.00 percent for 2019 decreasing to an
Pre-Medicare	ultimate rate of 4.75% by 2028

Mortality rates were based on the PubS.H-2010(B) Retiree Table with the following adjustments: For males, 112% of male rates from ages 18 to 75 scaled down to 105% for ages 80 to 119. For females, 85% of the female rates from ages 18 to 65 scaled up to 102% for ages 75 to 119. Mortality rates will be projected generationally using the MP-2018 projection scale to account for future improvements in life expectancy.

WEST JASPER SCHOOL DISTRICT
Notes to the Financial Statements
For the Year Ended June 30, 2020

The demographic actuarial assumptions used in the June 30, 2019 valuation were based on the results of the last actuarial experience study, dated April 2, 2019.

The remaining actuarial assumptions (e.g., initial per capita costs, health care cost trends, rate of plan participation, rates of plan election, etc.) used in the June 30, 2019 valuation were based on a review of recent plan experience done concurrently with the June 30, 2019 valuation.

The long-term expected rate of return on OPEB plan investments is 4.50%.

Discount rate. The discount rate used to measure the total OPEB liability at June 30, 2019 was 3.50 percent. Since the Prior Measurement Date, the Discount Rate has changed from 3.89% to 3.50%.

The trust was established on June 28, 2018 with an initial contribution of \$1,000,000. As of June 30, 2019, the trust has \$1,017,904. The fiduciary net position is projected to be depleted immediately, therefore, the Municipal Bond Index Rate is used in the determination of the discount rate for both the June 30, 2018 and the June 30, 2019 total OPEB liability. The discount rate used to measure the total OPEB liability at June 30, 2019 was based on a monthly average of the Bond Buyers General Obligation 20-year Municipal Bond Index Rate.

Sensitivity of the District's proportionate share of the net OPEB liability to changes in the discount rate. The following presents the District's proportionate share of the net OPEB liability, as well as what the District's proportionate share of the net OPEB liability would be if it were calculated using a discount rate that is 1-percentage-point lower (2.50 percent) or 1-percentage-point higher (4.50 percent) than the current discount rate:

	1% Decrease (2.50%)	Current Discount Rate (3.50%)	1% Increase (4.50%)
Net OPEB liability	\$ 1,662,955	\$ 1,497,044	\$ 1,355,092

Sensitivity of the District's proportionate share of the net OPEB liability to changes in the healthcare cost trend rates. The following presents the District's proportionate share of the net OPEB liability, as well as what the District's proportionate share of the net OPEB liability would be if it were calculated using healthcare cost trend rates that are 1-percentage-point lower or 1-percentage-point higher than the current healthcare cost trend rates:

	1% Decrease	Healthcare Cost Trend Rates Current	1% Increase
Net OPEB liability	\$ 1,387,242	\$ 1,497,044	\$ 1,621,432

OPEB plan fiduciary net position. Detailed information about the OPEB plan's fiduciary net position is available in a separately issued report that can be found at <http://knowyourbenefits.dfa.ms.gov/>.

Note 9 – Sixteenth Section Lands

Sixteenth section school lands, or lands granted in lieu thereof, constitute property held in trust for the benefit of the public schools. The school board, under the general supervision of the Office of the Secretary of State, has control and jurisdiction of said school trust lands and of all funds arising from any disposition thereof. It is the duty of the school board to manage the school trust lands and all funds arising therefrom as trust property. Accordingly, the board shall assure that adequate compensation is received for all uses of the trust lands, except for uses by the public schools. The following are the future

rental payments to be made to the school district for the use of school trust lands. These future rental payments are from existing leases and do not anticipate renewals or new leases.

WEST JASPER SCHOOL DISTRICT
Notes to the Financial Statements
For the Year Ended June 30, 2020

Year Ending June 30	Amount
2021	\$ 98,964
2022	97,472
2023	93,801
2024	69,965
2025	26,561
2026 – 2030	62,337
2031 – 2035	9,395
Thereafter	28,917
Total	<u>\$ 487,412</u>

Note 10 – Prior Period Adjustments

A summary of significant Net Position/Fund Balance adjustments is as follows:

Exhibit B - Statement of Activities

Explanation	Amount
1. Restatement of a Capital Asset	\$ (108,706)
2. Rounding Difference for Pension Liability	<u>2</u>
Total	<u>\$ (108,704)</u>

Note 11 – Contingencies

Litigation - The school district is party to legal proceedings, many of which occur in the normal course of governmental operations. However, the school district's legal counsel has not identified any pending or threatened lawsuits or proceedings that may have a material adverse effect on the financial condition of the school district.

Federal Grants – The school district has received federal grants for specific purposes that are subject to audit by the grantor agencies. Entitlements to these resources are generally conditional upon compliance with the terms and conditions of the grant agreements and applicable federal regulations, including the expenditure of resources for allowable purposes. Any disallowances resulting from the grantor audit may become a liability of the school district.

Note 12 – Uncertainties

Shared Sixteenth Section Revenues - Of the townships with which West Jasper School District is shared by other school districts, West Jasper School District has control of some of the sixteenth section property. A portion of the sixteenth section revenues (rents, leases, timber sales, etc.) to which West Jasper School District received on these sections may be due other school districts. In addition, for the other townships where another school district controls the sixteenth section property, West Jasper School District may be entitled to a portion of the sixteenth section revenues that the other school district received. Because one of the school districts failed to comply and supply lists of educable children as state law requires in either the current year or in preceding years, neither the amounts of any liabilities owed to other school districts nor the amounts of any receivables due from other school districts can be correctly determined.

WEST JASPER SCHOOL DISTRICT
Notes to the Financial Statements
For the Year Ended June 30, 2020

Note 13 – Risk Management

The school district is exposed to various risks of loss related to torts; theft of, damage to and destruction of assets; errors and omissions; injuries to employees; and natural disasters. The district carries commercial insurance for these risks. Settled claims resulting from these insured risks have not exceeded commercial insurance coverage in any of the past three fiscal years.

Note 14 – Qualified School Construction Bonds

Section 1521 of the American Recovery and Reinvestment Act (ARRA) of 2009 provides for a source of capital at no or at nominal interest rates for costs incurred by certain public schools in connection with the construction, rehabilitation or repair of a public school facility or for the acquisition of land where a school will be built. Investors received Federal income tax credits at prescribed tax credit rates in lieu of interest, which essentially allows state and local governments to borrow without incurring interest costs. While Qualified School Construction Bonds (QSCB's) are intended to be interest free to a borrower, the ARRA legislation allows a lender to charge supplemental interest, and such supplemental interest is the responsibility of the school district.

While the stated interest rate on the QSCB results in interest payments that may exceed the supplemental interest payments discussed in the preceding paragraph, the school district may apply for a direct cash subsidy payment from the U. S. treasury which is intended to reduce the stated interest rate to a nominal percentage. These subsidy payments do not include the amount of any supplemental interest paid on a QSCB. For the year ended June 30, 2020, there were no subsidy payments made to the district.

The school district makes equal annual payments into a sinking fund which is used to pay off the bonds at termination. The current maturity limit of tax credit bonds is 17 years, per the U. S. Treasury Department. Under this program, ten percent of the proceeds must be subject to a binding commitment to be spent within six months of issuance and 100% must be spent within three years. Up to two percent of bond proceeds can be used to pay costs of issuance. The amount on deposit at June 30, 2020, was \$1,230,314, which included cash with fiscal agents of \$14,340, investments of \$1,207,682, and accrued interest of \$8,292. The amount accumulated in the sinking fund at the end of the seventeen-year period is expected to be sufficient to retire the debt. The following schedule reports the annual deposits to be made to the sinking fund by the school district.

Year Ending June 30	Amount
2021	\$ 121,000
2022	121,000
2023	121,000
2024	121,000
Total	<u>\$ 484,000</u>

Note 15 – Fund Balance Assignments

The amount assigned for unemployment (\$15,341) shown on Exhibit C represents the amounts held in the Unemployment Compensation Fund (special revenue fund) at June 30, 2020, which is above the statutory requirement necessary to fill that fund.

Note 16 – Effect of Deferred Amounts on Net Position

The unrestricted net position amount of (\$15,149,528) includes the effect of deferring the recognition of expenses resulting from a deferred outflow from pensions. A portion of the deferred outflow of resources related to pension in the amount of \$1,440,021 resulting from the school district contribution subsequent to the measurement date will be recognized as a reduction of the net pension liability in the year ended June 30, 2021. The \$599,110 balance of deferred outflow of resources related to pensions, at June 30, 2020, will be recognized as an expense and will decrease the unrestricted net position over the next 4 years.

WEST JASPER SCHOOL DISTRICT
Notes to the Financial Statements
For the Year Ended June 30, 2020

The unrestricted net position amount of (\$15,149,528) includes the effect of deferring the recognition of revenue resulting from a deferred inflow from pensions. The \$323,331 balance of deferred inflow of resources related to pensions, at June 30, 2020, will be recognized as revenue and will increase the unrestricted net position over the next 3 years.

The unrestricted net position amount of (\$15,149,528) includes the effect of deferring the recognition of expenses resulting from a deferred outflow from OPEB. A portion of the deferred outflow of resources related to OPEB in the amount of \$53,028 resulting from the school district contribution subsequent to the measurement date will be recognized as a reduction of the net OPEB liability in the year ended June 30, 2021. The \$152,354 balance of deferred outflow of resources related to OPEB at June 30, 2020, will be recognized as an expense and will decrease the unrestricted net position over the next 6 years.

The unrestricted net position amount of (\$15,149,528) includes the effect of deferring the recognition of revenue resulting from a deferred inflow from OPEB. The \$122,333 balance of deferred inflow of resources related to OPEB, at June 30, 2020, will be recognized as revenue and will increase the unrestricted net position over the next 6 years.

Note 17 - Subsequent Events

Events that occur after the Statement of Net Position date but before the financial statements are available to be issued must be evaluated for recognition or disclosure. The effects of subsequent events that provide evidence about conditions that existed at the Statement of Net Position date are recognized in the accompanying financial statements. Subsequent events which provide evidence about conditions that existed after the Statement of Net Position date require disclosure in the accompanying notes. Management of the West Jasper School District evaluated the activity of the district through February 26, 2021 (the date the financial statements were available to be issued), and determined that no such events had occurred that would require disclosure.

REQUIRED SUPPLEMENTARY INFORMATION

(This page left blank intentionally)

WEST JASPER SCHOOL DISTRICT
Required Supplementary Information

Budgetary Comparison Schedule

General Fund

For the Year Ended June 30, 2020

	Budgeted Amounts		Actual (GAAP Basis)	Variances Positive (Negative)	
				Original	Final
	Original	Final		to Final	to Actual
Revenues:					
Local sources	\$ 4,481,438	4,783,437	4,783,438	301,999	1
State sources	7,456,675	7,429,680	7,429,680	(26,995)	0
Federal sources	117,570	161,203	161,203	43,633	0
Sixteenth section sources	152,100	179,336	179,336	27,236	0
Total Revenues	12,207,783	12,553,656	12,553,657	345,873	1
Expenditures:					
Instruction	7,385,580	7,118,586	7,118,556	266,994	30
Support services	4,903,059	4,642,963	4,597,386	260,096	45,577
Sixteenth section	20,700	5,816	4,522	14,884	1,294
Facilities acquisition and construction	4,000	610	0	3,390	610
Debt service:					
Interest	46,110	46,110	46,110	0	0
Total Expenditures	12,359,449	11,814,085	11,766,574	545,364	47,511
Excess (Deficiency) of Revenues over (under) Expenditures	(151,666)	739,571	787,083	891,237	47,512
Other Financing Sources (Uses):					
Sale of transportation equipment	0	3,130	3,130	3,130	0
Operating transfers in	1,669,759	1,409,001	114,038	(260,758)	(1,294,963)
Operating transfers out	(1,636,351)	(1,410,547)	(127,913)	225,804	1,282,634
Total Other Financing Sources (Uses)	33,408	1,584	(10,745)	(31,824)	(12,329)
Net Change in Fund Balances	(118,258)	741,155	776,338	859,413	35,183
Fund Balances:					
July 1, 2019	5,306,233	6,092,437	6,092,437	786,204	0
June 30, 2020	\$ 5,187,975	6,833,592	6,868,775	1,645,617	35,183

The notes to the required supplementary information are an integral part of this schedule.

(This page left blank intentionally)

WEST JASPER SCHOOL DISTRICT
Required Supplementary Information

SCHEDULE OF THE DISTRICT'S PROPORTIONATE SHARE OF THE NET PENSION LIABILITY
PERS

Last 10 Fiscal Years*

	2020	2019	2018	2017	2016	2015
District's proportion of the net pension liability	0.125647%	0.125900%	0.124882%	0.120000%	0.120000%	0.120000%
District's proportionate share of the net pension liability	\$ 22,103,786	20,940,910	20,759,627	21,434,995	18,549,633	14,565,803
District's covered payroll	8,183,098	8,036,711	8,005,035	7,815,270	7,670,914	7,627,708
District's proportionate share of the net pension liability as a percentage of its covered payroll	270.12%	260.57%	259.33%	274.27%	241.82%	190.96%
Plan fiduciary net position as a percentage of the total pension liability	62%	63%	61%	57%	62%	67%

The notes to the required supplementary information are an integral part of this schedule.

* The amounts presented for each fiscal year were determined as of the measurement date of 6/30 of the year prior to the fiscal year presented.

This schedule is presented to illustrate the requirement to show information for 10 years. However, GASB Statement No. 68 was implemented in FYE 6/30/15, and, until a full 10-year trend is compiled, the District has only presented information for the years in which information is available.

(This page is left blank intentionally)

WEST JASPER SCHOOL DISTRICT
Required Supplementary Information

SCHEDULE OF DISTRICT CONTRIBUTIONS

PERS

Last 10 Fiscal Years

	2020	2019	2018	2017	2016	2015
Contractually required contribution	\$ 1,440,021	1,288,838	1,265,782	1,260,793	1,230,905	1,208,169
Contributions in relation to the contractually required contribution	1,440,021	1,288,838	1,265,782	1,260,793	1,230,905	1,208,169
Contribution deficiency (excess)	\$ 0	0	0	0	0	0
District's covered payroll	\$ 8,275,983	8,183,098	8,036,711	8,005,035	7,815,270	7,670,914
Contributions as a percentage of covered payroll	17.40%	15.75%	15.75%	15.75%	15.75%	15.75%

The notes to the required supplementary information are an integral part of this schedule.

This schedule is presented to illustrate the requirement to show information for 10 years. However, GASB Statement No. 68 was implemented in FYE 6/30/2015, and, until a full 10-year trend is compiled, the District has only presented information for the years in which information is available.

(This page left blank intentionally)

WEST JASPER SCHOOL DISTRICT
Required Supplementary Information

SCHEDULE OF THE DISTRICT'S PROPORTIONATE SHARE OF THE NET OPEB LIABILITY
OPEB
Last 10 Fiscal Years*

	<u>2020</u>	<u>2019</u>	<u>2018</u>
District's proportion of the net OPEB liability	0.17642571%	0.17899877%	0.17993676%
District's proportionate share of the net OPEB liability	\$ 1,497,044	1,384,645	1,411,800
District's covered-employee payroll	8,183,098	8,036,711	8,005,035
District's proportionate share of the net OPEB liability as a percentage of its covered-employee payroll	18%	17%	18%
Plan fiduciary net position as a percentage of the total OPEB liability	0.12%	0.13%	0.00%

The notes to the required supplementary information are an integral part of this schedule.

* The amounts presented for each fiscal year were determined as of the measurement date of 6/30 of the year prior to the fiscal year presented.

This schedule is presented to illustrate the requirement to show information for 10 years. However, until a full 10-year trend is compiled, the District has only presented information for the years in which information is available.

(This page left blank intentionally)

WEST JASPER SCHOOL DISTRICT
Required Supplementary Information

SCHEDULE OF DISTRICT CONTRIBUTIONS

OPEB

Last 10 Fiscal Years*

	<u>2020</u>	<u>2019</u>	<u>2018</u>
Actuarially determined contribution**	\$ 53,028	60,006	60,187
Contributions in relation to the actuarially determined contribution**	53,028	60,006	60,187
Contribution deficiency (excess)	\$ <u>0</u>	<u>0</u>	<u>0</u>
District's covered-employee payroll	\$ 8,275,983	8,138,098	8,036,711
Contributions as a percentage of covered-employee payroll	0.64%	0.74%	0.75%

The notes to the required supplementary information are an integral part of this schedule.

*This schedule is presented to illustrate the requirement to show information for 10 years. However, GASB Statement No.75 was implemented in FYE 6/30/2018, and, until a full 10-year trend is compiled, the District has only presented information for the years in which information is available. Prior year information is based on historical amounts reported in prior year audit report(s).

** The amounts reflected above only deal with the Implicit Rate Subsidy as it relates to contributions.

(This page left blank intentionally)

WEST JASPER SCHOOL DISTRICT
Notes to the Required Supplementary Information
For the Year Ended June 30, 2020

Budgetary Comparison Schedule

(1) Basis of Presentation

The Budgetary Comparison Schedule presents the original legally adopted budget, the final legally adopted budget, the actual data on the GAAP basis, variances between the original budget and the final budget, and variances between the final budget and the actual data.

(2) Budget Amendments and Revisions

The budget is adopted by the school board and filed with the taxing authority. Amendments can be made on the approval of the school board. By statute, final budget revisions must be approved on or before October 15. A budgetary comparison is presented for the General Fund consistent with accounting principles generally accepted in the United States of America.

Pension Schedules

(1) *Changes of assumptions*

2015:

The expectation of retired life mortality was changed to the RP-2014 Healthy Annuitant Blue Collar Table projected to 2016 using Scale BB rather than the RP-2000 Mortality Table, which was used prior to 2015.

The expectation of disabled mortality was changed to the RP-2014 Disabled Retiree Table, rather than the RP-2000 Disabled Mortality Table, which was used prior to 2015.

Withdrawal rates, pre-retirement mortality rates, disability rates and service retirement rates were also adjusted to more closely reflect actual experience.

Assumed rates of salary increase were adjusted to more closely reflect actual and anticipated experience.

The price inflation and investment rate of return assumptions were changed from 3.50% to 3.00% and 8.00% to 7.75%, respectively.

2016:

The assumed rate of interest credited to employee contributions was changed from 3.50% to 2.00%.

2017:

The expectation of retired life mortality was changed to the RP-2014 Healthy Annuitant Blue Collar Mortality Table projected with Scale BB to 2022. Small adjustments were also made to the Mortality Table for disabled lives.

The wage inflation assumption was reduced from 3.75% to 3.25%.

Withdrawal rates, pre-retirement mortality rates, disability rates and service retirement rates were also adjusted to more closely reflect actual experience.

The percentage of active member disabilities assumed to be in the line of duty was increased from 6% to 7%.

WEST JASPER SCHOOL DISTRICT
Notes to the Required Supplementary Information
For the Year Ended June 30, 2020

2019:

The expectation of retired life mortality was changed to the PubS.H-2010(B) Retiree Table with the following adjustments: for males, 112% of male rates from ages 18 to 75 scaled down to 105% for ages 80 to 119; for females, 85% of the female rates from ages 18 to 65 scaled up to 102% for ages 75 to 119; and projection scale MP-2018 will be used to project future improvements in life expectancy generationally.

The expectation of disabled mortality was changed to PubT.H-2010 Disabled Retiree Table for disabled retirees with the following adjustments: for males, 137% of male rates at all ages; for females, 115% of female rates at all ages; and projection scale MP-2018 will be used to project future improvements in life expectancy generationally.

The price inflation assumption was reduced from 3.00% to 2.75%.

The wage inflation assumption was reduced from 3.25% to 3.00%.

Withdrawal rates, pre-retirement mortality rates, and service retirement rates were also adjusted to more closely reflect actual experience.

The percentage of active member disabilities assumed to be in the line of duty was increased from 7% to 9%.

(2) *Changes in benefit provisions*

2016:

Effective July 1, 2016, the interest rate on employee contributions shall be calculated based on the money market rate as published by the Wall Street Journal on December 31 of each preceding year with a minimum rate of one percent and a maximum rate of five percent.

(3) *Method and assumptions used in calculations of actuarially determined contributions.*

The actuarially determined contribution rates in the schedule of employer contributions are calculated as of June 30, two years prior to the end of the fiscal year in which contributions are reported (June 30, 2017 valuation for the June 30, 2019 fiscal year end). The following actuarial methods and assumptions were used to determine the most recent contribution rate reported in that schedule:

Actuarial cost method	Entry age
Amortization method	Level percentage of payroll, open
Remaining amortization period	38.4 years
Asset valuation method	5-year smoothed market
Price Inflation	3.00 percent
Salary increase	3.25 percent to 18.50 percent, including inflation
Investment rate of return	7.75 percent, net of pension plan investment expense, including inflation

OPEB Schedules

(1) *Changes of assumptions*

2017: The discount rate was changed from 3.01% for the prior Measurement Date to 3.56% for the current Measurement Date.

2018: The discount rate was changed from 3.56% for the prior Measurement Date to 3.89% for the current Measurement Date.

WEST JASPER SCHOOL DISTRICT
Notes to the Required Supplementary Information
For the Year Ended June 30, 2020

2019: The discount rate was changed from 3.89% for the prior Measurement Date to 3.50% for the current Measurement Date.

(2) *Changes in benefit provisions*

2017: None

2018: None

2019: None

(3) *Methods and assumptions used in calculations of Actuarially Determined Contributions.* The Actuarially Determined Contributions rates, as a percentage of payroll, used to determine the Actuarially Determined Contribution amounts in the Schedule of Employer Contributions are calculated as of the most recent Valuation Date. The following actuarial methods and assumptions (from the June 30, 2018 actuarial valuation) were used to determine contribution rates reported in that schedule for the year ending June 30, 2019:

Actuarial cost method	Entry age
Amortization method	Level dollar
Amortization period	30 years, open
Asset valuation method	Market Value of Assets
Price inflation	3%
Salary increases, including wage inflation	3.25% to 18.50%
Initial health care cost trend rates	
Medicare Supplement Claims	7.25%
Pre-Medicare	
Ultimate health care cost trend rates	
Medicare Supplement Claims	4.75%
Pre-Medicare	
Year of ultimate trend rates	
Medicare Supplement Claims	2028
Pre-Medicare	
Long-term investment rate of return, net of OPEB plan investment expense, including price inflation	3.89%

(This page left blank intentionally)

SUPPLEMENTARY INFORMATION

(This page left blank intentionally)

WEST JASPER SCHOOL DISTRICT

Supplementary Information

Schedule of Expenditures of Federal Awards

For the Year Ended June 30, 2020

Federal Grantor/ Pass-through Grantor/ Program Title	Catalog of Federal Domestic Assistance No.	Pass-through Entity Identifying Number	Federal Expenditures
<u>U.S. Department of Agriculture</u>			
Passed-through Mississippi Department of Education:			
Child nutrition cluster:			
School breakfast program	10.553	205MS326N1099	\$ 219,882
National school lunch program	10.555	205MS326N1099	693,226
Subtotal			913,108
COVID-19 - Summer food service program for children	10.559	205MS326N1099	34,433
Subtotal			34,433
Total child nutrition cluster			947,541
Total passed-through Mississippi Department of Education			947,541
Passed-through Jasper County Board of Supervisors:			
Schools and Roads - Grants to States	10.665	N/A	34,866
Total passed-through Jasper County Board of Supervisors			34,866
Total U.S. Department of Agriculture			982,407
<u>U.S. Department of Defense</u>			
Direct Program:			
Reserve Officers' Training Corps	12.xxx	N/A	57,002
Total U.S. Department of Defense			57,002
<u>U.S. Department of Environmental Quality</u>			
Direct Program:			
Diesel Emissions Reduction Grant	66.039	N/A	43,496
Total U.S. Department of Environmental Quality			43,496
<u>U.S. Department of Education</u>			
Passed-through Mississippi Department of Education:			
Title I grants to local educational agencies	84.010	S010A170024 S010A180024 S010A190024	532,832
Career and technical education - basic grants to states	84.048	V048A190024	25,460
Rural education	84.358	S358B170024 S358B180024	1,883
Supporting Effective Instruction State Grants	84.367	S367A170023 S367A180023 S367A190023	86,835
Student support and enrichment program	84.424	S424A180025 S424A190025	32,904
Subtotal			679,914
Special education cluster:			
Special education - grants to states	84.027	H027A170108 H027A180108 H027A190108	425,911

Federal Grantor/ Pass-through Grantor/ Program Title	Catalog of Federal Domestic Assistance No.	Pass-through Entity Identifying Number	Federal Expenditures
Positive Behavior Specialist	84.027A	H027A190108	3,411
Special education - preschool grants	84.173	H173A170113 H173A180113 H173A190113	20,698
Total special education cluster			450,020
Total passed-through Mississippi Department of Education			1,129,934
Total U.S. Department of Education			1,129,934
<u>Social Security Administration</u>			
Passed-through Mississippi Department of Education:			
Social security disability insurance	96.001	04-20-04MSD100	126
Total passed-through Mississippi Department of Education			126
Total Social Security Administration			126
Total for All Federal Awards			\$ 2,212,965

The accompanying notes to the Schedule of Expenditures of Federal Awards are an integral part of this schedule.

WEST JASPER SCHOOL DISTRICT
Notes to the Schedule of Expenditures of Federal Awards
For the Year Ended June 30, 2020

(1) Basis of Presentation

The accompanying schedule of expenditures of federal awards (the "Schedule") includes the federal award activity of the West Jasper School District under programs of the federal government for the year ended June 30, 2020. The information in this Schedule is presented in accordance with the requirements of Title 2 U.S. *Code of Federal Regulations* Part 200, *Uniform Administrative Requirements, Cost Principles, and Audit Requirements for Federal Awards* (Uniform Guidance). Because the Schedule presents only a selected portion of the operations of the West Jasper School District, it is not intended to and does not present the financial position, changes in net position, or cash flows of the West Jasper School District.

(2) Summary of Significant Accounting Policies

Expenditures reported on the Schedule are reported on the same basis of accounting and the same significant accounting policies, as applicable, as those used for the financial statements; however, the expenditures include transfers out. Such expenditures are recognized following the cost principles contained in the Uniform Guidance, wherein certain types of expenditures are not allowable or are limited as to reimbursement.

(3) Indirect Cost Rate

The West Jasper School District has not elected to use the 10-percent de minimis indirect cost rate allowed under the Uniform Guidance.

(This page left blank intentionally)

WEST JASPER SCHOOL DISTRICT

Supplementary Information

Schedule of Instructional, Administrative and Other Expenditures - Governmental Funds

For the Year Ended June 30, 2020

<u>Expenditures</u>	<u>Total</u>	<u>Instruction and Other Student Instructional Expenditures</u>	<u>General Administration</u>	<u>School Administration</u>	<u>Other</u>
Salaries and fringe benefits	\$ 11,422,814	8,376,951	787,684	694,375	1,563,804
Other	3,073,996	921,614	118,612	19,207	2,014,563
Total	<u>\$ 14,496,810</u>	<u>9,298,565</u>	<u>906,296</u>	<u>713,582</u>	<u>3,578,367</u>
Total number of students *	<u>1,395</u>				
Cost per student	<u>\$ 10,392</u>	<u>6,666</u>	<u>650</u>	<u>511</u>	<u>2,565</u>

For purposes of this schedule, the following columnar descriptions are applicable:

Instruction and Other Student Instructional Expenditures - includes the activities dealing directly with the interaction between teachers and students. Included here are the activities of teachers, teachers aides or classroom assistants of any type.

General Administration - includes expenditures for the following functions: Support Services - General Administration and Support Services - Business.

School Administration - includes expenditures for the following function: Support Services - School Administration.

Other - includes all expenditure functions not included in Instruction or Administration Categories.

* includes the number of students reported on the ADA report submission for month 9, which is the final submission for the fiscal year

(This page left blank intentionally)

OTHER INFORMATION

(This page left blank intentionally)

WEST JASPER SCHOOL DISTRICT

Other Information

Statement of Revenues, Expenditures and Changes in Fund Balances

General Fund

Last Four Years

UNAUDITED

	2020	2019*	2018*	2017*
Revenues:				
Local sources	\$ 4,783,438	4,595,904	4,471,379	4,588,982
State sources	7,429,680	6,821,417	6,688,629	6,421,752
Federal sources	161,203	151,536	138,046	116,736
Sixteenth section sources	179,336	176,910	209,099	284,030
Total Revenues	12,553,657	11,745,767	11,507,153	11,411,500
Expenditures:				
Instruction	7,118,556	6,851,499	6,697,724	6,776,682
Support services	4,597,386	4,184,711	4,260,322	4,179,698
Sixteenth section	4,522	3,592	3,427	7,998
Facilities acquisition and construction				26,761
Debt service:				
Interest	46,110	48,300	54,119	57,184
Total Expenditures	11,766,574	11,088,102	11,015,592	11,048,323
Excess (Deficiency) of Revenues over (under) Expenditures	787,083	657,665	491,561	363,177
Other Financing Sources (Uses):				
Sale of transportation equipment	3,130	9,262		
Operating transfers in	114,038	122,258	214,461	141,549
Operating transfers out	(127,913)	(377,824)	(45,438)	(3,085)
Total Other Financing Sources (Uses)	(10,745)	(246,304)	169,023	138,464
Net Change in Fund Balances	776,338	411,361	660,584	501,641
Fund Balances:				
Beginning of period, as previously reported	6,092,437	5,614,321	4,953,737	4,452,008
Prior period adjustments		66,755		88
Beginning of period, as restated	6,092,437	5,681,076	4,953,737	4,452,096
End of Period	\$ 6,868,775	6,092,437	5,614,321	4,953,737

*SOURCE - PRIOR YEAR AUDIT REPORTS

(This page left blank intentionally)

WEST JASPER SCHOOL DISTRICT

Other Information

Statement of Revenues, Expenditures and Changes in Fund Balances

All Governmental Funds

Last Four Years

UNAUDITED

	2020	2019*	2018*	2017*
Revenues:				
Local sources	\$ 5,139,109	4,990,197	4,851,531	4,970,092
State sources	7,783,958	7,215,845	6,989,684	6,998,402
Federal sources	2,024,852	2,311,327	2,134,714	2,130,460
Sixteenth section sources	234,391	242,371	282,207	377,278
Total Revenues	15,182,310	14,759,740	14,258,136	14,476,232
Expenditures:				
Instruction	8,024,692	7,793,991	7,453,020	7,478,730
Support services	5,374,134	5,262,044	5,465,597	5,064,716
Noninstructional services	796,716	820,472	867,912	878,615
Sixteenth section	11,377	22,647	19,576	32,938
Facilities acquisition and construction	113,679	2,473,246	116,903	683,725
Debt service:				
Principal	80,000	75,000	736,000	356,000
Interest	92,992	90,248	74,417	88,965
Other	3,220	2,419	3,450	3,128
Total Expenditures	14,496,810	16,540,067	14,736,875	14,586,817
Excess (Deficiency) of Revenues over (under) Expenditures	685,500	(1,780,327)	(478,739)	(110,585)
Other Financing Sources (Uses):				
Bonds and notes issued			1,500,000	
Sale of transportation equipment	3,130	9,262		
Payments held by escrow agent	98,765	109,634	108,182	113,471
Operating transfers in	241,951	1,370,642	902,908	144,634
Payments to QSCB escrow agent	(98,765)	(109,634)	(108,182)	(113,471)
Operating transfers out	(241,951)	(1,370,642)	(902,908)	(144,634)
Total Other Financing Sources (Uses)	3,130	9,262	1,500,000	0
Net Change in Fund Balances	688,630	(1,771,065)	1,021,261	(110,585)
Fund Balances:				
Beginning of period, as previously reported	9,943,750	11,662,059	10,638,890	10,753,615
Prior period adjustments		47,707		
Beginning of period, as restated	9,943,750	11,709,766	10,638,890	10,753,615
Increase (Decrease) in reserve for inventory	42,219	5,049	1,908	(4,140)
End of Period	\$ 10,674,599	9,943,750	11,662,059	10,638,890

*SOURCE - PRIOR YEAR AUDIT REPORTS

(This page left blank intentionally)

REPORTS ON INTERNAL CONTROL AND COMPLIANCE

(This page left blank intentionally)

SUZANNE E. SMITH, CPA, PLLC

AUDITING AND ACCOUNTING SERVICES

sesmithcpa@msn.com

INDEPENDENT AUDITOR'S REPORT ON INTERNAL CONTROL OVER FINANCIAL REPORTING AND ON COMPLIANCE AND OTHER MATTERS BASED ON AN AUDIT OF FINANCIAL STATEMENTS PERFORMED IN ACCORDANCE WITH GOVERNMENT AUDITING STANDARDS

Superintendent and School Board
West Jasper School District

We have audited, in accordance with the auditing standards generally accepted in the United States of America and the standards applicable to financial audits contained in *Government Auditing Standards* issued by the Comptroller General of the United States, the financial statements of the governmental activities, each major fund, and the aggregate remaining fund information of West Jasper School District, as of and for the year ended June 30, 2020, and the related notes to the financial statements, which collectively comprise the West Jasper School District's basic financial statements, and have issued our report thereon dated February 26, 2021.

Internal Control Over Financial Reporting

In planning and performing our audit of the financial statements, we considered the school district's internal control over financial reporting (internal control) to determine the audit procedures that are appropriate in the circumstances for the purpose of expressing our opinions on the financial statements, but not for the purpose of expressing an opinion on the effectiveness of the school district's internal control. Accordingly, we do not express an opinion on the effectiveness of the school district's internal control.

A *deficiency in internal control* exists when the design or operation of a control does not allow management or employees, in the normal course of performing their assigned functions, to prevent, or detect and correct, misstatements on a timely basis. A *material weakness* is a deficiency, or a combination of deficiencies, in internal control, such that there is a reasonable possibility that a material misstatement of the entity's financial statements will not be prevented or detected and corrected on a timely basis. A *significant deficiency* is a deficiency, or a combination of deficiencies, in internal control that is less severe than a material weakness, yet important enough to merit attention by those charged with governance.

Our consideration of internal control was for the limited purpose described in the first paragraph of this section and was not designed to identify all deficiencies in internal control that might be material weaknesses or significant deficiencies. Given these limitations, during our audit we did not identify any deficiencies in internal control that we consider to be material weaknesses. However, material weaknesses may exist that have not been identified.

Compliance and Other Matters

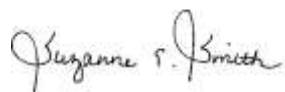
As part of obtaining reasonable assurance about whether the West Jasper School District's financial statements are free from material misstatement, we performed tests of its compliance with certain provisions of laws, regulations, contracts, and grant agreements, noncompliance with which could have a direct and material effect on the determination of financial statement amounts. However, providing an opinion on compliance with those provisions was not an objective of our audit, and accordingly, we do not express such an opinion. The results of our tests disclosed no instances of noncompliance or other matters that are required to be reported under *Government Auditing Standards*.

Purpose of this Report

The purpose of this report is solely to describe the scope of our testing of internal control and compliance and the results of that testing, and not to provide an opinion on the effectiveness of the entity's internal control or on compliance. This report is an integral part of an audit performed in accordance with *Government Auditing Standards*

POST OFFICE BOX 1563
STARKVILLE, MS 39760
PHONE: 601-938-5717

in considering the entity's internal control and compliance. Accordingly, this communication is not suitable for any other purpose.

A handwritten signature in cursive script that reads "Suzanne E. Smith".

Suzanne E. Smith, CPA, PLLC
Starkville, Mississippi
February 26, 2021

SUZANNE E. SMITH, CPA, PLLC

AUDITING AND ACCOUNTING SERVICES

sesmithcpa@msn.com

INDEPENDENT AUDITOR'S REPORT ON COMPLIANCE FOR EACH MAJOR FEDERAL PROGRAM AND REPORT ON INTERNAL CONTROL OVER COMPLIANCE REQUIRED BY UNIFORM GUIDANCE

Superintendent and School Board
West Jasper School District

Report on Compliance for Each Major Federal Program

We have audited West Jasper School District's compliance with the types of compliance requirements described in the *OMB Compliance Supplement* that could have a direct and material effect on West Jasper School District's major federal programs for the year ended June 30, 2020. The West Jasper School District's major federal programs are identified in the summary of the auditor's results section of the accompanying schedule of findings and questioned costs.

Management's Responsibility

Management is responsible for compliance with federal statutes, regulations, and the terms and conditions of its federal awards applicable to its federal programs.

Auditor's Responsibility

Our responsibility is to express an opinion on compliance for West Jasper School District's major federal program based on our audit of the types of compliance requirements referred to above. We conducted our audit of compliance in accordance with auditing standards generally accepted in the United States of America; the standards applicable to financial audits contained in *Government Auditing Standards*, issued by the Comptroller General of the United States; and the audit requirements of Title 2 U.S. *Code of Federal Regulations* Part 200, *Uniform Administrative Requirements, Cost Principles, and Audit Requirements for Federal Awards* (Uniform Guidance). Those standards and Uniform Guidance require that we plan and perform the audit to obtain reasonable assurance about whether noncompliance with the types of compliance requirements referred to above that could have a direct and material effect on a major federal program occurred. An audit includes examining, on a test basis, evidence about the school district's compliance with those requirements and performing such other procedures as we considered necessary in the circumstances.

We believe that our audit provides a reasonable basis for our opinion on compliance for its major federal program. However, our audit does not provide a legal determination on the school district's compliance.

Opinion on Each Major Federal Program

In our opinion, the West Jasper School District complied, in all material respects, with the types of compliance requirements referred to above that could have a direct and material effect on its major federal programs for the year ended June 30, 2020.

Report on Internal Control Over Compliance

Management of the West Jasper School District is responsible for establishing and maintaining effective internal control over compliance with the types of compliance requirements referred to above. In planning and performing our audit of compliance, we considered West Jasper School District's internal control over compliance with the types of requirements that could have a direct and material effect on each major federal

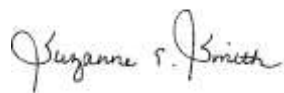
POST OFFICE BOX 1563
STARKVILLE, MS 39760
PHONE: 601-938-5717

program to determine the auditing procedures that are appropriate in the circumstances for the purpose of expressing an opinion on compliance for each major federal program and to test and report on internal control over compliance in accordance with the Uniform Guidance, but not for the purpose of expressing an opinion on the effectiveness of internal control over compliance. Accordingly, we do not express an opinion on the effectiveness of the school district's internal control over compliance.

A deficiency in internal control over compliance exists when the design or operation of a control over compliance does not allow management or employees, in the normal course of performing their assigned functions, to prevent, or detect and correct, noncompliance with a type of compliance requirement of a federal program on a timely basis. *A material weakness in internal control over compliance* is a deficiency, or a combination of deficiencies, in internal control over compliance, such that there is as reasonable possibility that material noncompliance with a type of compliance requirement of a federal program will not be prevented, or detected and corrected, on a timely basis. *A significant deficiency in internal control over compliance* is a deficiency, or a combination of deficiencies, in internal control over compliance with a type of compliance requirement of a federal program that is less severe than a material weakness in internal control over compliance, yet important enough to merit attention by those charged with governance.

Our consideration of the internal control over compliance was for the limited purpose described in the first paragraph of this section and was not designed to identify all deficiencies in internal control over compliance that might be material weaknesses or significant deficiencies. We did not identify any deficiencies in internal control over compliance that we consider to be material weaknesses. However, material weaknesses may exist that have not been identified.

The purpose of this report on internal control over compliance is solely to describe the scope of our testing of internal control over compliance and the results of that testing based on the requirements of the Uniform Guidance. Accordingly, this report is not suitable for any other purpose.



Suzanne E. Smith, CPA, PLLC
Starkville, Mississippi
February 26, 2021

INDEPENDENT AUDITOR'S REPORT ON COMPLIANCE WITH STATE LAWS AND
REGULATIONS

(This page left blank intentionally)

SUZANNE E. SMITH, CPA, PLLC

AUDITING AND ACCOUNTING SERVICES

sesmithcpa@msn.com

INDEPENDENT AUDITOR'S REPORT ON COMPLIANCE WITH STATE LAWS AND REGULATIONS

Superintendent and School Board
West Jasper School District

We have audited the financial statements of the governmental activities, each major fund, and the aggregate remaining fund information of the West Jasper School District as of and for the year ended June 30, 2020, which collectively comprise West Jasper School District's basic financial statements and have issued our report thereon dated February 26, 2021. We conducted our audit in accordance with auditing standards generally accepted in the United States of America and the standards applicable to financial audits contained in *Government Auditing Standards*, issued by the Comptroller General of the United States.

Section 37-9-18(3)(a), Miss. Code Ann. (1972), states in part, "the auditor shall test to insure that the school district is complying with the requirements of Section 37-61-33(3)(a)(iii), Miss. Code Ann. (1972), relating to classroom supply funds." As required by the state legal compliance audit program prescribed by the Office of the State Auditor, we have also performed procedures to test compliance with certain other state laws and regulations. However, providing an opinion on compliance with all state laws and regulations was not an objective of our audit and, accordingly, we do not express such an opinion.

The results of our procedures performed to test compliance with the requirements of Section 37-61-33(3)(a)(iii), Miss. Code Ann. (1972), disclosed no instances of noncompliance.

Section 37-9-18(3)(b), Miss. Code Ann. (1972), states in part, "the auditor shall test to insure correct and appropriate coding at the function level. The audit must include a report showing the correct and appropriate functional level expenditure codes in expenditures by the school district."

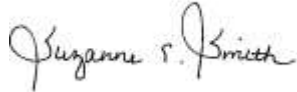
The results of our procedures performed to test compliance with the requirements of Section 37-9-18(3)(b), Miss. Code Ann. (1972), disclosed no instances of noncompliance related to incorrect or inappropriate functional level expenditure coding.

As required by the state legal compliance audit program prescribed by the Office of the State Auditor, we have also performed procedures to test compliance with certain other state laws and regulations. However, providing an opinion on compliance with all state laws and regulations was not an objective of our audit and, accordingly, we do not express such an opinion.

The results of procedures performed to test compliance with certain other state laws and regulations and our audit of the financial statements disclosed no instances of noncompliance with other state laws and regulations.

POST OFFICE BOX 1563
STARKVILLE, MS 39750
PHONE: 601-938-5717

This report is intended solely for the information and use of the school board and management, entities with accreditation overview, and federal awarding agencies, the Office of the State Auditor and pass-through entities and is not intended to be and should not be used by anyone other than these specified parties. However, this report is a matter of public record and its distribution is not limited.

A handwritten signature in cursive script that reads "Suzanne E. Smith".

Suzanne E. Smith, CPA, PLLC
Starkville, Mississippi
February 26, 2021

SCHEDULE OF FINDINGS AND QUESTIONED COSTS

(This page left blank intentionally)

WEST JASPER SCHOOL DISTRICT
Schedule of Findings and Questioned Costs
For the Year Ended June 30, 2020

Section I: Summary of Auditor's Results

Financial Statements:

- | | | |
|----|--|---------------|
| 1. | Type of auditor's report issued: | Unmodified |
| 2. | Internal control over financial reporting: | |
| a. | Material weakness(es) identified? (Yes/No) | No |
| b. | Significant deficiency(ies) identified? (Yes/None reported) | None Reported |
| 3. | Noncompliance material to financial statements noted? (Yes/No) | No |

Federal Awards:

- | | | |
|----|---|---------------|
| 4. | Internal control over major programs: | |
| a. | Material weakness(es) identified? (Yes/No) | No |
| b. | Significant deficiency(ies) identified? (Yes/None reported) | None Reported |

- | | | |
|----|---|------------|
| 5. | Type of auditor's report issued on compliance for major programs: | Unmodified |
|----|---|------------|

- | | | |
|----|---|----|
| 6. | Any audit findings disclosed that are required to be reported in accordance with 2 CFR 200.516(a)? (Yes/No) | No |
|----|---|----|

- | | | |
|----|-----------------------------------|--|
| 7. | Identification of major programs: | |
|----|-----------------------------------|--|

CFDA Numbers

Name of Federal Program or Cluster

84.010

Title I grants to local educational agencies

- | | | |
|-----|--|-----------|
| 8. | Dollar threshold used to distinguish between type A and type B programs: | \$750,000 |
| 9. | Auditee qualified as low-risk auditee? (Yes/No) | Yes |
| 10. | Prior fiscal year audit findings(s) and questioned costs relative to federal awards which would require the auditee to prepare a summary schedule of prior audit findings in accordance with 2CFR 200.511(b). (Yes/No) | No |

Section II: Financial Statement Findings

The results of our tests did not disclose any findings related to the financial statements that are required to be reported under *Government Auditing Standards*.

WEST JASPER SCHOOL DISTRICT
Schedule of Findings and Questioned Costs
For the Year Ended June 30, 2020

Section III: Federal Award Findings and Questioned Costs

The results of our tests did not disclose any findings and questioned costs related to the federal awards.