



The following document was not prepared by the Office of the State Auditor, but was prepared by and submitted to the Office of the State Auditor by a private CPA firm. The document was placed on this web page as it was submitted. The Office of the State Auditor assumes no responsibility for its content or for any errors located in the document. Any questions of accuracy or authenticity concerning this document should be submitted to the CPA firm that prepared the document. The name and address of the CPA firm appears in the document.

STATE OF MISSISSIPPI INSTITUTIONS OF HIGHER LEARNING

FINANCIAL STATEMENTS

and

REPORT ON SINGLE AUDIT

YEAR ENDED JUNE 30, 2023



CPAs | CONSULTANTS | WEALTH ADVISORS

CLAconnect.com

STATE OF MISSISSIPPI INSTITUTIONS OF HIGHER LEARNING

Table of Contents

	Page
Independent Auditors' Report	1
Management's Discussion and Analysis (Unaudited)	5
Basic Financial Statements:	
Statement of Net Position – State of Mississippi Institutions of Higher Learning	16
Statement of Financial Position – Discretely Presented Component Unit – Mississippi State University Foundation, Inc.	17
Statement of Financial Position – Discretely Presented Component Unit – The University of Mississippi Foundation	18
Statement of Financial Position – Discretely Presented Component Unit – The University of Southern Mississippi Foundation	19
Statement of Revenues, Expenses and Changes in Net Position – State of Mississippi Institutions of Higher Learning	20
Statement of Activities – Discretely Presented Component Unit – Mississippi State University Foundation, Inc.	21
Statement of Activities – Discretely Presented Component Unit – The University of Mississippi Foundation	22
Statement of Activities – Discretely Presented Component Unit – The University of Southern Mississippi Foundation	23
Statement of Cash Flows – State of Mississippi Institutions of Higher Learning	24
Notes to Financial Statements	26
Combining Supplementary Information:	
Combining Statement of Net Position	95
Combining Statement of Revenues, Expenses and Changes in Net Position	97
Combining Statement of Cash Flows	99
Required Supplementary Information (Unaudited):	
Schedule of Proportionate Share of Net Pension Liability	102

STATE OF MISSISSIPPI INSTITUTIONS OF HIGHER LEARNING

Table of Contents

	Page
Schedule of Proportionate Share of Contributions to the Mississippi Public Employees' Retirement System	105
Schedule of Proportionate Share of Net OPEB Liability	108
Schedule of Proportionate Share of Contributions to the Mississippi State and School Employees' Life & Health Insurance Plan	111
Notes to Required Supplementary Information	114
Report on Internal Control and Compliance:	
Independent Auditors' Report on Internal Control over Financial Reporting and on Compliance and Other Matters Based on an Audit of the Financial Statements Performed in Accordance with <i>Government Auditing Standards</i>	117
Independent Auditors' Report on Compliance for Each Major Federal Program, Report on Internal Control over Compliance, and Report on the Schedule of Expenditures of Federal Awards Required by the Uniform Guidance	119
Schedule of Expenditures of Federal Awards	122
Notes to the Schedule of Expenditures of Federal Awards	144
Schedule of Findings and Questioned Costs	146



INDEPENDENT AUDITORS' REPORT

Board of Trustees
State of Mississippi Institutions of Higher Learning
Jackson, Mississippi

Report on the Audit of the Financial Statements

Opinions

We have audited the accompanying financial statements of the business-type activities and the aggregate discretely presented component units of State of Mississippi Institutions of Higher Learning (the IHL System), a component unit of the State of Mississippi, as of and for the year ended June 30, 2023, and the related notes to the financial statements, which collectively comprise the IHL System's basic financial statements as listed in the table of contents.

In our opinion, based on our audit and the reports of other auditors, the financial statements referred to above present fairly, in all material respects, the respective financial position of the business-type activities and the aggregate discretely presented component units of the IHL System as of June 30, 2023, and the respective changes in financial position and, where applicable, cash flows thereof for the year then ended in accordance with accounting principles generally accepted in the United States of America.

We did not audit the financial statements of the Mississippi State University Foundation, Inc., the University of Mississippi Foundation, the State Institutions of Higher Learning Self-Insured Workers' Compensation Fund, and the State Institutions of Higher Learning Tort Liability Fund. Those financial statements, which reflect approximately 0.7%, 0.9% and 0.2% of the assets, net position and revenues of the IHL System's business-type activities and 91.8%, 91.5% and 97.7% of assets, net assets and revenues of the aggregate discretely presented component units as of and for the year ended June 30, 2023, were audited by other auditors whose reports have been furnished to us, and our opinion, insofar as it relates to the amounts included for Mississippi State University Foundation, Inc., the University of Mississippi Foundation, the State Institutions of Higher Learning Self-Insured Workers' Compensation Fund, and the State Institutions of Higher Learning Tort Liability Fund, is based solely on the reports of the other auditors.

Basis for Opinions

We conducted our audit in accordance with auditing standards generally accepted in the United States of America (GAAS) and the standards applicable to financial audits contained in *Government Auditing Standards*, issued by the Comptroller General of the United States. Our responsibilities under those standards are further described in the Auditors' Responsibilities for the Audit of the Financial Statements section of our report. We are required to be independent of the IHL System and to meet our other ethical responsibilities, in accordance with the relevant ethical requirements relating to our audit.

We believe that the audit evidence we have obtained is sufficient and appropriate to provide a basis for our audit opinions.

None of the component units or funds listed above were audited in accordance with *Government Auditing Standards*.

Responsibilities of Management for the Financial Statements

Management is responsible for the preparation and fair presentation of the financial statements in accordance with accounting principles generally accepted in the United States of America, and for the design, implementation, and maintenance of internal control relevant to the preparation and fair presentation of financial statements that are free from material misstatement, whether due to fraud or error.

In preparing the financial statements, management is required to evaluate whether there are conditions or events, considered in the aggregate, that raise substantial doubt about the IHL System's ability to continue as a going concern for twelve months beyond the financial statement date, including any currently known information that may raise substantial doubt shortly thereafter.

Auditors' Responsibilities for the Audit of the Financial Statements

Our objectives are to obtain reasonable assurance about whether the financial statements as a whole are free from material misstatement, whether due to fraud or error, and to issue an auditors' report that includes our opinions. Reasonable assurance is a high level of assurance but is not absolute assurance and therefore is not a guarantee that an audit conducted in accordance with GAAS and *Government Auditing Standards* will always detect a material misstatement when it exists. The risk of not detecting a material misstatement resulting from fraud is higher than for one resulting from error, as fraud may involve collusion, forgery, intentional omissions, misrepresentations, or the override of internal control. Misstatements are considered material if there is a substantial likelihood that, individually or in the aggregate, they would influence the judgment made by a reasonable user based on the financial statements.

In performing an audit in accordance with GAAS and *Government Auditing Standards*, we:

- Exercise professional judgment and maintain professional skepticism throughout the audit.
- Identify and assess the risks of material misstatement of the financial statements, whether due to fraud or error, and design and perform audit procedures responsive to those risks. Such procedures include examining, on a test basis, evidence regarding the amounts and disclosures in the financial statements.
- Obtain an understanding of internal control relevant to the audit in order to design audit procedures that are appropriate in the circumstances, but not for the purpose of expressing an opinion on the effectiveness of the IHL System's internal control. Accordingly, no such opinion is expressed.
- Evaluate the appropriateness of accounting policies used and the reasonableness of significant accounting estimates made by management, as well as evaluate the overall presentation of the financial statements.

- Conclude whether, in our judgment, there are conditions or events, considered in the aggregate, that raise substantial doubt about the IHL System's ability to continue as a going concern for a reasonable period of time.

We are required to communicate with those charged with governance regarding, among other matters, the planned scope and timing of the audit, significant audit findings, and certain internal control related matters that we identified during the audit.

Required Supplementary Information


Accounting principles generally accepted in the United States of America require that the management's discussion and analysis, the various schedules of Proportionate Share of Net Pension Liability, Proportionate Share of Contributions to PERS, Proportionate Share of Net OPEB Liability and Proportionate Share of Contributions to OPEB be presented to supplement the basic financial statements. Such information is the responsibility of management and, although not a part of the basic financial statements, is required by the Governmental Accounting Standards Board who considers it to be an essential part of financial reporting for placing the basic financial statements in an appropriate operational, economic, or historical context. We have applied certain limited procedures to the required supplementary information in accordance with GAAS, which consisted of inquiries of management about the methods of preparing the information and comparing the information for consistency with management's responses to our inquiries, the basic financial statements, and other knowledge we obtained during our audit of the basic financial statements. We do not express an opinion or provide any assurance on the information because the limited procedures do not provide us with sufficient evidence to express an opinion or provide any assurance.

Supplementary Information

Our audit was conducted for the purpose of forming opinions on the financial statements that collectively comprise the IHL System's basic financial statements. The combining supplementary statements are presented for purposes of additional analysis and are not a required part of the basic financial statements. Such information is the responsibility of management and was derived from and relates directly to the underlying accounting and other records used to prepare the basic financial statements. The information has been subjected to the auditing procedures applied in the audit of the basic financial statements and certain additional procedures, including comparing and reconciling such information directly to the underlying accounting and other records used to prepare the basic financial statements or to the basic financial statements themselves, and other additional procedures in accordance with GAAS. In our opinion, based on our audit and the reports of other auditors, the combining supplementary statements are fairly stated, in all material respects, in relation to the basic financial statements as a whole.

Other Reporting Required by Government Auditing Standards

In accordance with *Government Auditing Standards*, we have also issued our report dated December 28, 2023, on our consideration of the IHL System's internal control over financial reporting and on our tests of its compliance with certain provisions of laws, regulations, contracts, and grant agreements and other matters. The purpose of that report is solely to describe the scope of our testing of internal control over financial reporting and compliance and the results of that testing, and not to provide an opinion on the effectiveness of the IHL System's internal control over financial reporting or on compliance. That report is an integral part of an audit performed in accordance with *Government Auditing Standards* in considering IHL System's internal control over financial reporting and compliance.

A handwritten signature in cursive script that reads "CliftonLarsonAllen LLP".

CliftonLarsonAllen LLP

Baltimore, Maryland
December 28, 2023

MANAGEMENT'S DISCUSSION AND ANALYSIS

(THIS PAGE LEFT BLANK INTENTIONALLY)

STATE OF MISSISSIPPI INSTITUTIONS OF HIGHER LEARNING

Management's Discussion and Analysis (Unaudited)

June 30, 2023



Introduction

The Board of Trustees of Mississippi's Institutions of Higher Learning (IHL System) governs the state's public four-year institutions. The Constitutional Governing Board was created in 1943 for the purpose of overseeing and directing Mississippi's eight public universities including the University of Mississippi Medical Center, various off-campus centers and multiple research institutes located throughout Mississippi.

The institutions serve approximately 76,000 students with an employee base of 27,500 individuals. Faculty makes up approximately 6,000 of the total employee count. The system offers over 800 degree programs and awarded approximately 19,900 degrees in academic year 2022.

In addition to regular operations, each university has established its own educational building corporation (EBC) in accordance with Section 37-101-61 of the Mississippi Code Annotated of 1972. The purpose of these corporations is to provide a means to acquire land or buildings, construct or renovate facilities, and/or equip facilities. Governmental Accounting Standards Board (GASB) Statement No. 14, *The Financial Reporting Entity*, 39, *Determining Whether Certain Organizations are Component Units – An Amendment of GASB Statement No. 14*, and 61, *The Financial Reporting Entity: Omnibus – An Amendment of GASB Statements No. 14 and No. 34*, deem EBCs to be component units of the IHL System; therefore, they are included as blended component units in the basic financial statements. In addition to EBCs, the IHL System has three additional component units considered significant to the financial statements. The three units are Mississippi State University Foundation, Inc., the University of Mississippi Foundation and the University of Southern Mississippi Foundation. These audited financial statements are discretely presented following the IHL System's financial statements.

This report was prepared in accordance with GASB Statements 34 and 35, *Basic Financial Statements and Management's Discussion and Analysis for State and Local Governments*, and *Basic Financial Statements – and Management's Discussion and Analysis – for Public Colleges and Universities – An Amendment of GASB Statement No. 34*, and present financial data for the fiscal period ending June 30, 2023. The IHL System reports as a special purpose government, engaged solely in business-type activities. This section should be read in conjunction with the financial statements and the notes that follow.

The following is a list of abbreviations used throughout this financial report for the member universities of the IHL System:

ASU	Alcorn State University
DSU	Delta State University
JSU	Jackson State University
MSU	Mississippi State University

STATE OF MISSISSIPPI INSTITUTIONS OF HIGHER LEARNING

Management's Discussion and Analysis (Unaudited)

June 30, 2023

MUW	Mississippi University for Women
MVSU	Mississippi Valley State University
UM	University of Mississippi
USM	University of Southern Mississippi
UMMC	University of Mississippi Medical Center
IHL Executive Office	Institutions of Higher Learning – Executive Office
UPM	University Press of Mississippi
M CVS	Mississippi Commission for Volunteer Service – Off-campus entity

The discussion and analysis below provide an overview of the financial position and activities of the IHL System for the year ended June 30, 2023. This discussion has been prepared by management and should be read in conjunction with the financial statements and accompanying notes that follow this section.

Financial Highlights

The IHL System recorded an increase in net position of \$93 million in fiscal year 2023. Operating expenses increased by \$379 million, including a \$115 million increase in contractual services and a \$277 million increase in salaries/wages and fringe benefits. Scholarship and fellowship expenses decreased approximately \$88 million. Patient care revenues of the medical center experienced a 9.2% growth, or \$114.7 million.

Financial highlights (in millions)	Years ended June 30,	
	2022	2023
Total operating revenues	\$ 3,045	3,219
Total operating expenses	3,847	4,226
Operating loss	(802)	(1,007)
State appropriations	711	812
Gifts	337	220
Investment income	(69)	35
Interest expense on capital asset-related debt	(42)	(46)
Other nonoperating revenues, net and other revenue, expenses, gains and losses	114	79
Increase in net position	250	93
Net position, beginning of the year	2,432	2,682
Net position, end of year	\$ 2,682	2,775

Operating revenues minus operating expenses typically result in an operating loss in the IHL System's financial statements. Nonoperating items, however, including state support, investment income, and gifts have typically enabled the IHL System to reflect an increase in the net position, or "equity" each year. This surplus has been reinvested within the IHL System to add a margin of educational excellence, upgrade the IHL System's facilities and provide a prudent reserve for contingencies such as the recent period of economic instability.

Overview of the Financial Statements

The IHL System's financial report consists of management's discussion and analysis, financial statements including notes, and financial statements of the discretely presented component units. The statements of the System include the Statement of Net Position; the Statement of Revenues, Expenses, and Changes in Net Position; the Statement of Cash Flows; and the Statement of Financial Position and Statement of Activities for the discretely presented component units.

STATE OF MISSISSIPPI INSTITUTIONS OF HIGHER LEARNING

Management's Discussion and Analysis (Unaudited)

June 30, 2023

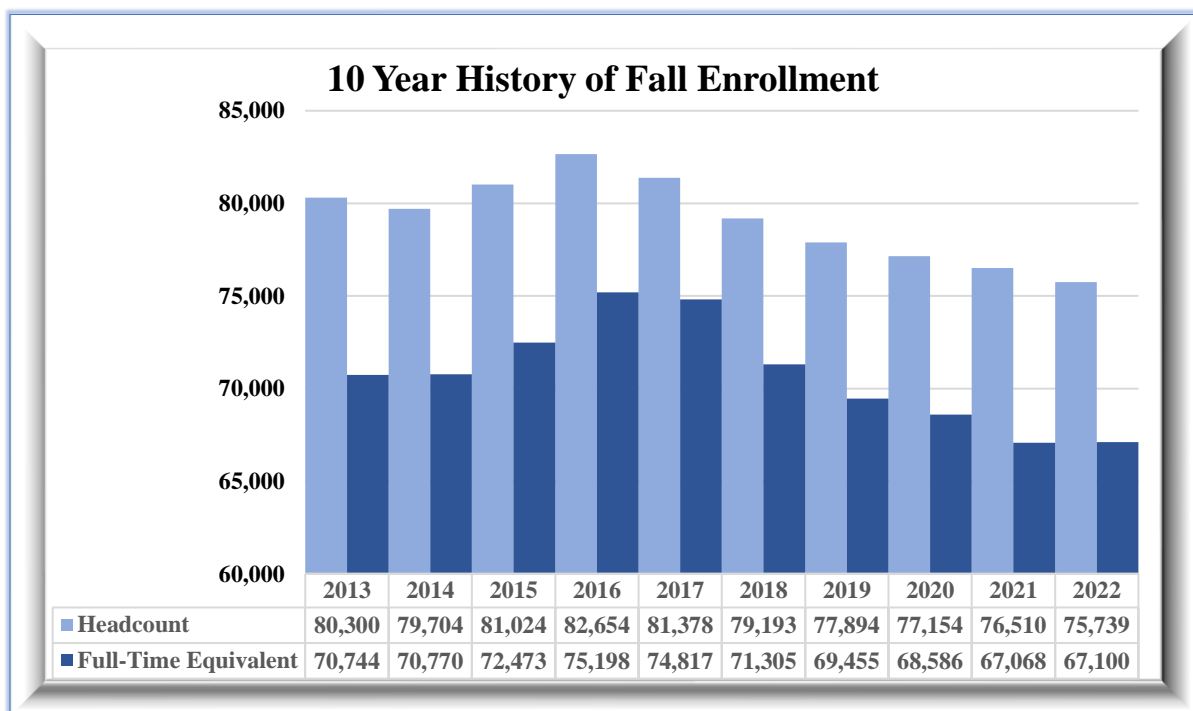
Financial Statements

The financial statements present information for the IHL System as a whole. The Statement of Net Position presents the financial position of the IHL System at the end of fiscal year 2023 and includes all assets, deferred outflows, liabilities, and deferred inflows for all institutions within the IHL System. The difference between total assets, deferred outflows, total liabilities, and deferred inflows – net position – is one measure of the IHL System's financial health or position. The change in net position is a useful indicator of financial health. Over time, increases or decreases in the IHL System's net position provide a useful trend in assessing whether its financial health is improving. Other nonfinancial factors such as enrollment trends and the condition of the physical plant are also useful in evaluating the overall financial health of the IHL System.

The Statement of Revenues, Expenses and Changes in Net Position presents the operating results of the IHL System, as well as nonoperating revenues and expenses for the year ended June 30, 2023. Operating revenues are received for providing goods and services to various customers and constituencies of the IHL System. Operating expenses are incurred to acquire or produce the goods and services provided in return for the operating revenues. Nonoperating revenues are received for which goods and services are not provided as an exchange transaction. State appropriations, which represent 18.5% of total IHL System net revenues for fiscal year 2023, are classified as nonoperating revenue because these revenues are appropriated at the state level rather than at the institutional level. This accounting treatment for this revenue classification typically results in the IHL System showing an operating loss. Other typical nonoperating revenue sources include gifts, grants, and appropriations restricted for capital purposes.

The Statement of Cash Flows provides information about the cash sources and uses of the IHL System. Additional information for these statements is provided later in this report.

The following chart depicts a ten-year history of fall enrollment.



STATE OF MISSISSIPPI INSTITUTIONS OF HIGHER LEARNING

Management's Discussion and Analysis (Unaudited)

June 30, 2023

Statement of Net Position

The Statement of Net Position presents the financial position as of the end of the fiscal year and includes all assets, liabilities, deferred outflows, and deferred inflows of the IHL System. Cash and investments are generally reported at fair values. Capital assets are reported at historical cost less an allowance for depreciation and amortization. The difference between total assets and deferred outflows, and total liabilities and deferred inflows – net position – is one indicator of the current financial condition, while the change in net position is an indicator of whether the overall financial condition has improved or worsened during the current year. From the data presented, readers of the Statement of Net Position are able to determine the assets available to continue the operations of the entity, and how much is owed to vendors, investors, and lending institutions. Finally, the Statement of Net Position provides a picture of the net position and its availability for expenditure.

Net position is classified into components as follows:

- Net investment in capital assets represents the investment in property, plant, and equipment less any related debt used to acquire those assets.
- Restricted nonexpendable net position consists of the IHL System's permanent endowment funds.
- Restricted expendable net position is available for expenditure but must be spent for purposes as determined by donors and/or external entities that have placed time or purpose restrictions on the use of the assets.
- Unrestricted net position is available for any lawful purpose of the IHL System.

Summary of Net Position (Condensed)

	<u>June 30, 2022</u>	<u>June 30, 2023</u>	<u>Change 2022 to 2023</u>
Assets:			
Current assets	\$ 1,593,367,919	1,664,166,596	4.4 %
Capital assets, net	4,606,960,130	4,761,080,932	3.3
Other assets	1,387,646,550	1,453,631,905	4.8
Deferred outflows	490,752,155	599,243,678	22.1
Total assets and deferred outflows of resources	<u>\$ 8,078,726,754</u>	<u>8,478,123,111</u>	<u>4.94 %</u>
Liabilities:			
Current liabilities	\$ 635,609,005	640,907,085	0.8
Noncurrent liabilities	3,880,941,613	4,881,193,506	25.8
Deferred inflows	880,392,415	181,518,420	(79.4)
Total liabilities and deferred inflows of resources	<u>\$ 5,396,943,033</u>	<u>5,703,619,011</u>	<u>5.7 %</u>
Net position (deficit):			
Investment in capital assets, net of debt	\$ 3,349,669,211	3,446,878,219	2.9 %
Restricted – nonexpendable	185,522,926	190,390,227	2.6
Restricted – expendable	395,157,663	433,967,475	9.8
Unrestricted	<u>(1,248,566,079)</u>	<u>(1,296,731,821)</u>	<u>(3.9)</u>
Total net position	<u>\$ 2,681,783,721</u>	<u>2,774,504,100</u>	<u>3.5 %</u>

At June 30, 2023 and 2022, current assets totaled \$1.66 billion and \$1.59 billion, respectively, and consisted primarily of cash and cash equivalents, short-term investments and net receivables. Current assets increased 4.4% (or \$70.8 million) from June 30, 2022 to 2023. Cash and cash equivalents, and short-term investments constituted approximately 66% of current assets as of June 30, 2023, while net receivables constituted

STATE OF MISSISSIPPI INSTITUTIONS OF HIGHER LEARNING

Management's Discussion and Analysis (Unaudited)

June 30, 2023

approximately 27.8% of current assets as of June 30, 2023. Approximately 46.1% of these net receivables are amounts due from gifts, contracts and grants, and the State of Mississippi for appropriations as of June 30, 2023, while 24.5% were related to patient care receivables from UMMC. The remaining receivables were primarily owed from students for tuition, room and board charges.

At June 30, 2023 and 2022, noncurrent assets totaled \$6.2 billion and \$6.0 billion, respectively, which included capital assets of \$4.8 billion and \$4.6 billion, respectively. Noncurrent cash and investments that are restricted externally by endowment arrangements or specific grant and contract arrangements approximated \$208.6 million at June 30, 2023. These amounts are reflected in net position expendable for scholarships and fellowships and other purposes in the statement of net position. Unspent bond proceeds amounted to \$109.8 million at June 30, 2023. One other significant noncurrent asset of the IHL System is student notes receivable which equaled \$64.6 million at June 30, 2023. In total, noncurrent assets increased by 3.7% (or \$220.1 million). Net capital assets increased by 3.3%, or \$154.1 million, to \$4.76 billion at 2023. Additional details about the IHL System's most recent capital asset growth can be seen in the Capital Asset and Debt Administration section of this report.

At June 30, 2023 and 2022, current liabilities equaled \$640.9 million and \$635.6 million, respectively, and consisted primarily of accounts payable and accrued liabilities, and unearned revenues. Unearned revenues include advance receipts for athletic ticket sales, summer tuition, fees, and student housing.

Noncurrent liabilities are those liabilities due and payable more than twelve months from year-end. Noncurrent liabilities equaled \$4.9 billion and \$3.9 billion, at June 30, 2023 and 2022, respectively. The IHL System's proportionate share of the collective net pension liability reported by PERS increased by \$887.7 million (38%) as of June 30, 2023. The IHL System's proportionate share of the collective net OPEB liability reported by the State and School Employees' Life and Health Insurance Plan decreased by \$29.2 million (24.5%) as of June 30, 2023.

Deferred outflows of resources increased by \$108.5 million in 2023 while deferred inflows of resources decreased by \$699 million, which were mainly caused by the pension adjustments for GASB 68. The IHL System recorded \$534 million of pension-related deferred outflows at the end of fiscal year 2023, primarily representing the deferral of pension contributions paid during the year for the IHL System's participation in the cost-sharing, defined benefit pension plan administered by PERS. In addition, \$54 million of pension-related deferred inflows at June 30, 2023, were recorded related to the IHL System's proportionate share of collective deferred inflows reported by PERS. These deferred inflow amounts represent the difference between projected and actual investment earnings on pension plan assets during the measurement period, as well as differences between expected and actual experience concerning economic and demographic factors.

Restricted nonexpendable net position equaled \$190.4 million at June 30, 2023, and consisted of endowment and similar type funds, in which donors or other outside sources have stipulated, as a condition of the gift instrument, that the principal be maintained intact and invested for the purpose of producing income that may either be expended or added to principal. The value of this net position has increased 2.6% (or \$4.9 million) from June 30, 2022 to 2023.

Restricted expendable net position equaled \$434 million at June 30, 2023, and consisted of resources that the IHL System is legally or contractually obligated to spend in accordance with restrictions imposed by external third parties. The value of this net position has increased 9.8% (or \$38.8 million) from June 30, 2022 to 2023.

Unrestricted net position (deficit) equaled \$(1.3) billion at June 30, 2023, and represents those assets that are available to the IHL System for any lawful purpose. The value of unrestricted net position worsened by 3.9%

STATE OF MISSISSIPPI INSTITUTIONS OF HIGHER LEARNING

Management's Discussion and Analysis (Unaudited)

June 30, 2023

(or \$48.2 million) from June 30, 2022 to 2023. The unrestricted deficit is the result of the implementation of GASB Statement Nos. 68 and 75, under which IHL recognizes a liability for its net pension and OPEB obligations.

Statement of Revenues, Expenses and Changes in Net Position

The Statement of Revenues, Expenses and Changes in Net Position presents the revenues earned and expenses incurred during the year. Activities are reported as either operating or nonoperating. Operating revenues are earned by providing goods and services to various customers and constituencies. Operating expenses are incurred to acquire or produce the goods and services and to carry out the mission of the IHL System. Nonoperating revenues are revenues received for which goods and services are generally not provided. A public university's dependence on state aid and gifts usually results in operating deficits because state appropriations and gifts are classified as nonoperating revenues. The utilization of long-lived assets, referred to as capital assets, is reflected in the financial statements as depreciation, which spreads the cost of an asset over its expected useful life.

Change in total net position as presented on the Statement of Net Position are based on the activity presented in the Statement of Revenues, Expenses and Changes in Net Position. The purpose of the statement is to present the revenues earned, both operating and nonoperating, and the expenses incurred, operating and nonoperating, and any other revenues, expenses, gains or losses received or incurred by the IHL System.

Summary of Revenues, Expenses and Changes in Net Position (Condensed)

	2022	2023	Change 2022 to 2023
Operating revenues	\$ 3,044,979,771	3,218,887,338	5.7 %
Operating expenses	3,847,088,067	4,225,681,463	9.8
Operating loss	(802,108,296)	(1,006,794,125)	25.5
Nonoperating revenues	\$ 937,246,927	1,021,384,917	9.0
Income before other revenues, expenses, gains or losses	135,138,631	14,590,792	(89.2)
Other revenues, expenses, gains or losses	114,506,471	78,129,587	(31.8)
Change in net position	249,645,102	92,720,379	(62.9)
Net position, beginning of the year	2,432,138,619	2,681,783,721	10.3
Net position, end of the year	\$ 2,681,783,721	2,774,504,100	3.5 %

Operating Revenues

Operating revenues for the IHL System equaled \$3.2 billion and \$3.0 billion for fiscal years 2023 and 2022, respectively. Operating revenues increased 5.7% (or \$174 million) during 2023. Major components of operating revenues are the UMMC patient care revenues (42.4% in 2023 and 41.1% in 2022), net tuition and fees (21.3% in 2023 and 22.2% in 2022), grants and contracts revenues (17.2% in 2023 and 17.7% in 2022), and sales and service revenues from auxiliary activities (10.5% in 2023 and 10.3% in 2022). The following table summarizes the IHL System's operating revenues for the past two fiscal years.

STATE OF MISSISSIPPI INSTITUTIONS OF HIGHER LEARNING

Management's Discussion and Analysis (Unaudited)

June 30, 2023

Operating Revenues			
	2022	2023	Change 2022 to 2023
Tuition and fees, net	\$ 677,300,039	686,127,990	1.3 %
Grants and contracts	539,365,631	553,921,626	2.7
Federal appropriations	14,800,675	16,065,608	8.5
Sales and services of educational departments	80,870,946	85,816,824	6.1
Auxiliary enterprises, net	312,545,905	338,374,559	8.3
Patient care revenues	1,251,077,962	1,365,774,381	9.2
Other	169,018,613	172,806,350	2.2
Total operating revenues	<u>\$ 3,044,979,771</u>	<u>3,218,887,338</u>	<u>5.7 %</u>

Net tuition and fee revenues increased 1.3% (or \$8.8 million) during 2023. In 2023, all but JSU increased tuition rates, on average, by \$223 (or 2.7%).

Patient care revenues at UMMC increased 9.2%, or \$115 million from June 30, 2022 to 2023.

Operating Expenses

Operating expenses for the IHL System totaled \$4.3 billion and \$3.8 billion for fiscal years 2023 and 2022, respectively. Operating expenses increased by 9.8% (or \$379 million) during 2023. Personnel costs (including fringe benefits) were the largest expense component for the IHL System, representing 58% of the total in 2023 and 56.6% in 2022. Other major components include contractual services (16.7% in 2023 and 15.3% in 2022), commodities (11.9% in 2023 and 12.3% in 2022), and scholarships and fellowships (4.7% in 2023 and 7.4% in 2022). The following table summarizes the IHL System's operating expenses (by major object category) for the past two fiscal years.

Operating Expenses			
	2022	2023	Change 2022 to 2023
By major object category:			
Salaries and wages	\$ 1,731,655,127	1,832,509,450	5.8 %
Fringe benefits	444,696,977	620,724,480	39.6
Travel	43,247,698	60,886,146	40.8
Contractual services	590,337,899	705,279,482	19.5
Utilities	82,054,505	92,259,266	12.4
Scholarships and fellowships	286,515,653	198,441,231	(30.7)
Commodities	474,328,091	502,057,442	5.8
Depreciation and amortization	190,762,209	204,527,031	7.2
Other	3,489,908	8,996,935	157.8
Total operating expenses	<u>\$ 3,847,088,067</u>	<u>4,225,681,463</u>	<u>9.8 %</u>

The IHL System's personnel expenses increased in 2023 (12.7%, or \$277 million) after experiencing an across-the-system decline in the prior year. All institutions experienced increases in personnel costs in 2023. Travel expenses experienced a significant increase again, \$17.6 million (or 40.8%) after a \$27 million increase in the prior year. Travel had been down for two consecutive years previously. Contractual services increased 19.5%, or \$115 million. The cost of commodities continues to rise, 5.8% (or \$27.7 million) in 2023. Scholarship and fellowship expenses decreased 30.7%, or \$88 million, from 2022 to 2023.

STATE OF MISSISSIPPI INSTITUTIONS OF HIGHER LEARNING

Management's Discussion and Analysis (Unaudited)

June 30, 2023

As an alternative presentation model, the IHL System's operating expenses are shown below by major functional classification. Functional classifications are the traditional categories that universities have used in past financial presentations (pre-GASB 34). These functions represent the types of programs and services that the universities generally provide. For example, funds utilized to compensate a classroom professor or provide classroom materials would be classified as instruction.

Operating Expenses			
	2022	2023	Change 2022 to 2023
By function:			
Instruction	\$ 659,968,760	749,533,168	13.6 %
Research	378,964,397	419,809,462	10.8
Public service	176,410,298	205,796,670	16.7
Academic support	158,428,564	179,234,949	13.1
Student services	96,673,649	110,644,231	14.5
Institutional support	322,249,724	361,920,362	12.3
Operations and maintenance of plant	201,203,141	219,168,191	8.9
Student aid	285,645,522	211,506,885	(26.0)
Auxiliary enterprises	290,072,412	325,801,025	12.3
Depreciation and amortization	190,819,779	204,527,031	7.2
Hospital	1,176,207,392	1,328,080,110	12.9
Other	1,691,621	2,487,707	47.1
Eliminations	(91,247,192)	(92,828,328)	1.7
Total operating expenses	\$ 3,847,088,067	4,225,681,463	9.8 %

Funding for the Instruction function continues to be one of the IHL System's highest priorities. Instruction costs increased by 13.6% (or \$89.6 million) after declining by 6.8% the previous year. In 2023, it maintained a 20% approximate share of total operations. Institutional research (internal and external) and public service costs have always commanded one of the System's primary cost missions. In 2023, research experienced an 11% increase (\$41 million) over prior year; these costs represent approximately 14.8% of the IHL System's total focus during 2023. Institutional support costs typically present the functions of the executive management department, general administration, logistical support services, computing, public relations and development. These costs increased by 12.3% (or \$39.7 million) in 2023 after experiencing a 10.9% decline in the previous year. Auxiliary enterprise costs include all expenses associated with departments that primarily exist to furnish goods or services to students, faculty, or staff and that charge a fee directly related to, although not necessarily equal to, the cost of the goods and services. Auxiliary departments are required to be essentially self-supporting activities. Examples are (1) student housing, (2) food services, (3) bookstores, and (4) intercollegiate athletics. Auxiliary expenses increased by 12.3% (\$35.7 million) in fiscal year 2023. Student Aid expenses experienced a sharp decline of \$74 million (26%) after increasing \$49.2 million the year before. Finally, hospital expenses increased 13% (\$152 million) after holding steady at \$1.2 billion in 2022. The hospital operations contribution ratio remained steady at 73%.

The IHL System identified millions of dollars in inter-campus transactions that required elimination for financial statement presentation purposes. Examples of such transactions would be student financial aid funds administered by the IHL Executive Office that were directed to the campuses, as well as grant agreements between one or more IHL System institutions in which one campus served as a primary recipient and the other campus acted as a sub-recipient.

STATE OF MISSISSIPPI INSTITUTIONS OF HIGHER LEARNING

Management's Discussion and Analysis (Unaudited)

June 30, 2023

Capital Asset and Debt Administration

At June 30, 2023 and 2022, the IHL System had approximately \$4.8 billion and \$4.6 billion, respectively, invested in a broad range of capital assets. These assets comprise land, construction in progress, livestock, buildings and improvements (infrastructure), equipment, leased and subscription assets, and library books. They are stated net of accumulated depreciation or amortization. The following table summarizes the IHL System's capital assets for the past two fiscal years.

Capital Asset Summary			
	2022	2023	Change 2022 to 2023
Capital assets not being depreciated/amortized	\$ 496,119,089	544,995,179	9.9 %
Depreciable/amortizable capital assets:			
Improvements other than buildings	537,431,932	552,874,686	2.9
Buildings	4,804,079,522	4,959,955,773	3.2
Equipment	983,447,633	1,001,978,681	1.9
Leased assets	132,889,845	145,773,309	9.7
Subscription-based software	—	60,525,298	
Library books	475,850,653	484,665,708	1.9
Total depreciable/amortizable capital assets	<u>6,933,699,585</u>	<u>7,205,773,455</u>	<u>3.9</u>
Total cost of capital assets	7,429,818,674	7,750,768,634	4.3
Less accumulated depreciation/amortization	<u>(2,822,858,544)</u>	<u>(2,989,687,702)</u>	<u>5.9</u>
Capital assets, net	<u>\$ 4,606,960,130</u>	<u>4,761,080,932</u>	<u>3.3 %</u>

Non-depreciable/amortizable capital assets equaled \$545 million and \$496 million at June 30, 2023 and 2022, respectively. These assets principally consisted of land and construction in progress. The \$49 million increase in 2023 was due to the addition of land (\$21 million) and construction projects (\$28 million).

At June 30, 2023 and 2022, the IHL System had \$1.4 billion and \$1.3 billion, respectively, in bonded debt, notes payable, lease and subscription liabilities. This represents a 10% (\$128 million) increase in 2023. The following table summarizes the IHL System's long-term debt for the past two fiscal years.

Long-Term Debt Summary			
	2022	2023	Change 2022 to 2023
Bonds payable	\$ 1,151,530,267	1,286,420,515	11.7 %
Notes payable and financed purchases	13,803,408	10,452,123	(24.3)
Lease liability	115,969,533	112,394,899	(3.1)
Subscription liability	—	42,597,970	
Total long-term debt	<u>\$ 1,281,303,208</u>	<u>1,451,865,507</u>	<u>13.3 %</u>

Bonded debt increased 11.7% (or \$134.9 million) in 2023. During fiscal year 2023, the UM EBC issued \$72,760,000 of Series 2022 tax-exempt revenue bonds to construct and equip the Jim and Thomas Duff Center for Science and Technology Innovation. In May 2023, The Medical Center EBC issued \$82,500,000 of Series 2023A and \$27,500,000 of Series 2023B to acquire and construct the Colony Park teaching campus located in Ridgeland, MS.

STATE OF MISSISSIPPI INSTITUTIONS OF HIGHER LEARNING

Management's Discussion and Analysis (Unaudited)

June 30, 2023

Designated Revenues

Bond indentures previously issued, and those that may be issued in the future by the institution's Educational Building Corporations (EBC) are payable from designated revenues. The IHL Board covenants under terms of its various bond agreements that if designated revenues are insufficient to satisfy the IHL Board's obligations, the IHL Board will provide amounts from any other legally available source and will then allocate the same to cure the insufficiency. The following table provides a history of all designated revenues available to the IHL Board from fiscal years 2019 through 2023.

Designated Revenues¹ and Unrestricted Net Positions (excludes UMMC, Board Office, and MCVS)					
	Years ended June 30,				
	2019	2020	2021	2022	2023
Tuition, net ²	\$ 620,658,969	620,923,011	613,221,706	638,637,295	644,384,339
Sales and services	66,708,030	57,514,245	57,399,481	78,926,608	83,868,049
Auxiliary enterprises, net ²	296,965,608	272,846,066	298,444,150	307,701,350	333,966,266
Other ³	53,384,691	52,735,117	55,455,591	64,907,297	58,085,791
Sub-total	1,037,717,298	1,004,018,439	1,024,520,928	1,090,172,550	1,120,304,445
State appropriations	461,013,005	477,248,168	465,521,243	485,292,014	564,979,454
Unrestricted net positions ⁴	—	—	—	—	—
Total	\$ <u>1,498,730,303</u>	<u>1,481,266,607</u>	<u>1,490,042,171</u>	<u>1,575,464,564</u>	<u>1,685,283,899</u>

¹ Designated Revenues represent all unrestricted revenues of the IHL System (excluding the member Universities indicated above) which include without limitation, net tuition and auxiliary fees, sales and services, other operating revenue, state appropriations and unrestricted net position balances.

² Tuition and auxiliary enterprise revenues are net of scholarship allowances in the form of reduced tuition, room and board.

³ Other designated revenues include federal appropriations, other operating revenues, and interest earned on loans to students.

⁴ The unrestricted net positions of \$(616,469,699) for 2019, \$(572,666,659) for 2020, \$(447,531,102) for 2021, \$(345,796,497) for 2022, and \$(344,025,203) for 2023, did not contribute to total designated revenues since fiscal year 2015, and therefore have been excluded from the table. The decline in the unrestricted net assets fund balance since 2015 is the result of the implementation of GASB Statement Nos. 68 and 75 for pension and OPEB liabilities.

Economic Outlook

The IHL System began the 2024 fiscal year with an anticipated systemwide operating budget increase of \$497.9 million. Fiscal year 2023 closed strong with a \$93 million net increase (see the SRECNP summary table on page 9 of management discussion and analysis), although actual revenues fell short of budgeted expectations. For fiscal year 2024, general education funding from the State of Mississippi will increase by 15% (or \$74 million), and the IHL system expects tuition to increase by \$39.8 million and auxiliary revenues to increase by \$24 million. In 2024, state-appropriated revenues will comprise approximately 32% of the total E&G budget, while self-generated tuition revenues will approximate 52% of the total revenues. In comparison, in fiscal year 2010, state appropriations represented 42% of revenues, while tuition revenue equaled 48% of the total.

The IHL System maintains high credit ratings from Moody's (Aa2), Fitch (AA) and Standard & Poor's (AA-). Achieving and maintaining these high credit ratings provide the IHL System higher degree of flexibility in securing capital funds on the most competitive terms. This flexibility, along with ongoing efforts toward revenue

STATE OF MISSISSIPPI INSTITUTIONS OF HIGHER LEARNING

Management's Discussion and Analysis (Unaudited)

June 30, 2023

diversification and cost containment, will enable the IHL System to provide the necessary resources to support a level of excellence in service to students, patients, the research community, the State of Mississippi and the nation as a whole.

As a labor-intensive organization, the IHL System faces competitive pressures related to attracting and retaining faculty and staff. Moreover, consistent with the national landscape, the cost of the IHL System's health benefits for its employees continues to increase. Beginning on July 1, 2024, the employer contribution to the Public Employees' Retirement System is expected to increase by \$69 million for the IHL system. Funds have been requested from the Mississippi Legislature to cover this cost. The IHL System has in the past and will continue to take proactive steps to respond to these challenges of rising costs. An example of continued steps includes the preparation of three-year business plans by the institutions.

While it is not possible at this time to predict the ultimate results, management at each institution has a proven track record of successfully adapting to this present economic environment while continuing to search for new opportunities to complement state support. The IHL System's financial goal, as always, is to deliver quality services to its customers and constituents while maintaining financial integrity.

This financial report is designed to provide a general overview of the finances of the IHL System. Questions concerning any of the information provided in this report or requests for additional financial information should be addressed to:

Board of Trustees
Department of Finance
3825 Ridgewood Road
Jackson, MS 39211

(THIS PAGE LEFT BLANK INTENTIONALLY)

BASIC FINANCIAL STATEMENTS

(THIS PAGE LEFT BLANK INTENTIONALLY)

STATE OF MISSISSIPPI INSTITUTIONS OF HIGHER LEARNING
STATEMENT OF NET POSITION
JUNE 30, 2023

ASSETS AND DEFERRED OUTFLOWS

CURRENT ASSETS

Cash and cash equivalents	\$ 679,420,417
Short term investments	419,249,145
Accounts receivable, net	463,146,924
Student notes receivable, net	13,813,069
Inventories	44,027,961
Prepaid expenses	35,858,542
Other current assets	8,650,538
Total current assets	<u>1,664,166,596</u>

NONCURRENT ASSETS

Restricted cash and cash equivalents	158,581,930
Restricted short-term investments	43,663,791
Endowment investments	370,470,102
Other long-term investments	746,266,336
Student notes receivable, net	64,650,488
Beneficial interest in irrevocable trust	41,652,408
Capital assets, net	4,761,080,932
Other noncurrent assets	28,346,850
Total noncurrent assets	<u>6,214,712,837</u>
Total assets	<u>7,878,879,433</u>

DEFERRED OUTFLOWS OF RESOURCES

	<u>599,243,678</u>
Total assets and deferred outflows of resources	<u>\$ 8,478,123,111</u>

LIABILITIES, DEFERRED INFLOWS AND NET POSITION

LIABILITIES

CURRENT LIABILITIES

Accounts payable and accrued liabilities	\$ 292,709,552
Unearned revenues	151,881,374
Accrued leave liabilities - current portion	14,312,867
Long-term liabilities - current portion	105,260,650
Other current liabilities	76,742,642
Total current liabilities	<u>640,907,085</u>

NONCURRENT LIABILITIES

Accrued leave liabilities	126,422,626
Deposits refundable	1,373,261
Long-term liabilities	1,405,153,460
Net pension liability	3,229,875,677
Net OPEB liability	90,089,029
Other noncurrent liabilities	28,279,453
Total noncurrent liabilities	<u>4,881,193,506</u>
Total liabilities	<u>5,522,100,591</u>

DEFERRED INFLOWS OF RESOURCES

	<u>181,518,420</u>
Total liabilities and deferred inflows of resources	<u>5,703,619,011</u>

NET POSITION

Net investment in capital assets	3,446,878,219
Restricted for	
Nonexpendable	
Scholarships and fellowships	30,067,293
Research	4,895,630
Other purposes	155,427,304
Expendable	
Scholarships and fellowships	49,782,825
Research	97,275,794
Capital projects	40,536,336
Debt service	23,037,177
Loans	61,062,143
Other purposes	162,273,200
Unrestricted	<u>(1,296,731,821)</u>
Total net position	<u>\$ 2,774,504,100</u>

**STATE OF MISSISSIPPI INSTITUTIONS OF HIGHER LEARNING
DISCRETELY PRESENTED COMPONENT UNIT --
MISSISSIPPI STATE UNIVERSITY FOUNDATION, INC.
Statement of Financial Position
June 30, 2023**

ASSETS

Cash and cash equivalents	\$ 3,200,533
Restricted cash	6,340,757
Restricted short-term investments	4,105,021
Accrued interest, other receivables and prepaid assets	296,901
Receivable from MSU	1,125,520
Receivable from MSU Alumni Association	156,878
Pledges receivable, net	143,299,975
Investments	689,496,771
Present value of amounts due from externally managed trusts	56,102,682
Land, buildings, and equipment, net	<u>25,507,114</u>
Total assets	<u><u>\$ 929,632,152</u></u>

LIABILITIES AND NET ASSETS

LIABILITIES

Accounts payable and accrued liabilities	\$ 2,840,121
Agency payable	10,445,778
Liabilities under split interest agreements	8,179,931
Deferred revenue	1,995,496
Payable to Mississippi State University	358,348
Note payable	<u>2,383,405</u>
Total liabilities	<u>26,203,079</u>

NET ASSETS

Without donor restrictions:	
Net assets attributable to the Foundation	73,848,874
Net assets attributable to noncontrolling interest	<u>49,194,917</u>
Total net assets without donor restrictions	123,043,791
With donor restrictions	<u>780,385,282</u>
Total net assets	<u>903,429,073</u>
Total liabilities and net assets	<u><u>\$ 929,632,152</u></u>

See accompanying notes to financial statements.

**STATE OF MISSISSIPPI INSTITUTIONS OF HIGHER LEARNING
DISCRETELY PRESENTED COMPONENT UNIT --
THE UNIVERSITY OF MISSISSIPPI FOUNDATION
Statement of Financial Position
June 30, 2023**

ASSETS

Cash and cash equivalents	\$ 7,201,219
Pledges receivable, net	77,341,370
Investments	657,110,451
Beneficial interest in remainder trust	10,306,177
Property and equipment, net	1,703,735
Other assets	<u>1,572,427</u>
Total assets	<u><u>\$ 755,235,379</u></u>

LIABILITIES AND NET ASSETS

LIABILITIES

Funds held for others	\$ 28,333,235
Liabilities under remainder trusts and gift annuities	4,076,806
Other liabilities	<u>3,501,708</u>
Total liabilities	<u>35,911,749</u>

NET ASSETS

Without donor restrictions	20,391,402
With donor restrictions	<u>698,932,228</u>
Total net assets	<u>719,323,630</u>
Total liabilities and net assets	<u><u>\$ 755,235,379</u></u>

See accompanying notes to financial statements.

**STATE OF MISSISSIPPI INSTITUTIONS OF HIGHER LEARNING
DISCRETELY PRESENTED COMPONENT UNIT --
THE UNIVERSITY OF SOUTHERN MISSISSIPPI FOUNDATION
Statement of Financial Position
June 30, 2023**

ASSETS

Cash and cash equivalents	\$ 3,373,595
Accrued earnings	115,371
Prepaid assets and other receivables	687,108
Pledges receivable, net	3,503,864
Investments	142,958,995
Cash surrender value of life insurance	2,814,064
Amounts due from externally managed trusts	11,967,432
Property and equipment, net	<u>85,476</u>
Total assets	<u><u>\$ 165,505,905</u></u>

LIABILITIES AND NET ASSETS

LIABILITIES

Accounts payable and accrued expenses	\$ 834,718
Gift annuities payable	<u>55,605</u>
Total liabilities	<u>890,323</u>

NET ASSETS

Without donor restrictions	16,632,108
With donor restrictions	<u>147,983,474</u>
Total net assets	<u>164,615,582</u>
Total liabilities and net assets	<u><u>\$ 165,505,905</u></u>

See accompanying notes to financial statements.

STATE OF MISSISSIPPI INSTITUTIONS OF HIGHER LEARNING
STATEMENT OF REVENUES, EXPENSES AND CHANGES IN NET POSITION
YEAR ENDED JUNE 30, 2023

OPERATING REVENUES

Tuition and fees	\$ 1,058,830,917
Less scholarship allowances	(367,397,299)
Less bad debt expense	(5,305,628)
Net tuition and fees	686,127,990
Federal appropriations	16,065,608
Federal grants and contracts	419,081,396
State grants and contracts	42,042,613
Nongovernmental grants and contracts	92,797,617
Sales and services of educational departments	85,816,824
Auxiliary enterprises:	
Student housing	118,624,384
Food services	35,659,007
Bookstore	5,993,374
Athletics	174,523,010
Other auxiliary revenues	38,774,693
Less auxiliary enterprise scholarship allowances	(35,199,909)
Interest earned on loans to students	1,696,532
Patient care revenues, net	1,365,774,381
Other operating revenues, net	171,109,818
Total operating revenues	<u>3,218,887,338</u>

OPERATING EXPENSES

Salaries and wages	1,832,509,450
Fringe benefits	620,724,480
Travel	60,886,146
Contractual services	705,279,482
Utilities	92,259,266
Scholarships and fellowships	198,441,231
Commodities	502,057,442
Depreciation and amortization	204,527,031
Other operating expenses	8,996,935
Total operating expenses	<u>4,225,681,463</u>
Operating loss	<u>(1,006,794,125)</u>

NONOPERATING REVENUES (EXPENSES)

State appropriations	811,969,862
Gifts and grants	220,034,058
Investment income, net of investment expense	34,874,048
Interest expense on capital asset-related debt	(46,108,722)
Other nonoperating revenues	20,790,499
Other nonoperating expenses	(20,174,828)
Total nonoperating revenues, net	<u>1,021,384,917</u>
Income before other revenues, expenses, gains and losses	14,590,792

OTHER REVENUES, EXPENSES, GAINS AND LOSSES

Capital grants and gifts	29,361,319
State appropriations restricted for capital purposes	43,314,625
Additions to permanent endowments	1,812,265
Other additions	7,790,443
Other deletions	(4,149,065)

CHANGE IN NET POSITION

Net position, beginning of the year	<u>2,681,783,721</u>
NET POSITION, END OF THE YEAR	<u><u>\$ 2,774,504,100</u></u>

**STATE OF MISSISSIPPI INSTITUTIONS OF HIGHER LEARNING
DISCRETELY PRESENTED COMPONENT UNIT --
MISSISSIPPI STATE UNIVERSITY FOUNDATION, INC.
Statement of Activities
Year ended June 30, 2023**

	Without donor restrictions	With donor restrictions	Total
REVENUES AND SUPPORT			
Contributions	\$ 21,229,349	132,321,672	153,551,021
Net investment loss	6,120,059	56,383,077	62,503,136
Change in value of split interest agreements	—	1,653,487	1,653,487
Other	19,903,127	776,327	20,679,454
Net assets released from restrictions	35,458,795	(35,458,795)	—
Total revenues, gains, and other support	82,711,330	155,675,768	238,387,098
EXPENDITURES			
Program services:			
Contributions and support for Mississippi State University	46,990,867	—	46,990,867
Contributions and support for Bulldog Club	1,799,555	—	1,799,555
Contributions and support for MSU Alumni Association	1,259,471	—	1,259,471
Total program services	50,049,893	—	50,049,893
Supporting services:			
General administrative	7,585,140	—	7,585,140
Fund raising	4,814,077	—	4,814,077
Total supporting services	12,399,217	—	12,399,217
Total expenditures	62,449,110	—	62,449,110
Change in net assets before noncontrolling interests	20,262,220	155,675,768	175,937,988
Payments to noncontrolling interests	(716,441)	—	(716,441)
CHANGE IN NET ASSETS	19,545,779	155,675,768	175,221,547
Net assets, beginning of the year	103,498,012	624,709,514	728,207,526
NET ASSETS, END OF THE YEAR	<u>\$ 123,043,791</u>	<u>780,385,282</u>	<u>903,429,073</u>

See accompanying notes to financial statements.

**STATE OF MISSISSIPPI INSTITUTIONS OF HIGHER LEARNING
DISCRETELY PRESENTED COMPONENT UNIT --
THE UNIVERSITY OF MISSISSIPPI FOUNDATION
Statement of Activities
Year ended June 30, 2023**

	Without donor restrictions	With donor restrictions	Total
REVENUES AND SUPPORT			
Contributions, gifts and bequests	\$ 9,174	79,631,313	79,640,487
Investment return, net	3,467,743	31,615,651	35,083,394
Change in value of split interest agreements	—	(217,005)	(217,005)
Management fees	1,670,559	(1,670,559)	—
Development fees	1,670,559	(1,670,559)	—
Other income	1,045,110	1,395,500	2,440,610
Total revenues, gains, and other support	7,863,145	109,084,341	116,947,486
Net assets released from restrictions/ redesignated by donor:			
Appropriation from donor endowment	11,011,884	(11,011,884)	—
Satisfaction of program restrictions	28,348,541	(28,348,541)	—
EXPENDITURES			
Support for University activities:			
Academic	5,578,762	—	5,578,762
Scholarship	10,744,264	—	10,744,264
Programmatic	18,436,538	—	18,436,538
University of Mississippi Medical Center	5,102,676	—	5,102,676
General and administrative expenses	3,156,287	—	3,156,287
Fund-raising expenses	2,873,965	—	2,873,965
Total expenses	45,892,492	—	45,892,492
CHANGE IN NET ASSETS	1,331,078	69,723,916	71,054,994
Net assets, beginning of the year	19,060,324	629,208,312	648,268,636
NET ASSETS, END OF THE YEAR	<u>\$ 20,391,402</u>	<u>698,932,228</u>	<u>719,323,630</u>

See accompanying notes to financial statements.

**STATE OF MISSISSIPPI INSTITUTIONS OF HIGHER LEARNING
DISCRETELY PRESENTED COMPONENT UNIT --
THE UNIVERSITY OF SOUTHERN MISSISSIPPI FOUNDATION
Statement of Activities
Year ended June 30, 2023**

	Without donor restrictions	With donor restrictions	Total
REVENUES AND SUPPORT			
Contributions	\$ 2,217,034	14,095,491	16,312,525
Net investment gain	3,662,504	6,560,415	10,222,919
Gain on externally managed trusts	—	269,954	269,954
Change in value of split interest agreements	—	1,422,425	1,422,425
Change in value - other	260	38,430	38,690
Other	68,006	32,279	100,285
Total revenues, gains, and other support	5,947,804	22,418,994	28,366,798
Changes in restrictions:			
Change in restriction by donors	1,600	(1,600)	—
Net assets released from restrictions	10,132,303	(10,132,303)	—
EXPENDITURES			
Program services:			
Contributions and support for The University of Southern Mississippi	10,838,436	—	10,838,436
Supporting services:			
General and administrative	1,962,146	—	1,962,146
Fund-raising	1,301,184	—	1,301,184
Total expenses	14,101,766	—	14,101,766
CHANGE IN NET ASSETS	1,979,941	12,285,091	14,265,032
Net assets, beginning of the year	14,652,167	135,698,383	150,350,550
NET ASSETS, END OF THE YEAR	<u>\$ 16,632,108</u>	<u>147,983,474</u>	<u>164,615,582</u>

See accompanying notes to financial statements.

STATE OF MISSISSIPPI INSTITUTIONS OF HIGHER LEARNING
STATEMENT OF CASH FLOWS
YEAR ENDED JUNE 30, 2023

OPERATING ACTIVITIES

Tuition and fees	\$ 705,410,489
Grants and contracts	529,331,204
Sales and services of educational departments	86,147,600
Payments to suppliers	(1,279,240,529)
Payments to employees for salaries and benefits	(2,426,298,212)
Payments for utilities	(92,390,167)
Payments for scholarships and fellowships	(202,908,683)
Loans issued to students	(8,725,754)
Collection of loans from students	10,312,836
Federal loan program receipts	448,090,547
Federal loan program disbursements	(442,106,412)
Auxiliary enterprise charges:	
Student housing	99,742,479
Food services	31,857,784
Bookstore	5,526,408
Athletics	174,206,535
Other auxiliary enterprises	27,247,138
Patient care services	1,327,146,048
Interest earned on loans to students	1,535,892
Other receipts	176,415,395
Other payments	(20,305,870)
Net cash used in operating activities	<u>(849,005,272)</u>

NONCAPITAL FINANCING ACTIVITIES

State appropriations	802,473,210
Gifts and grants for other than capital purposes	218,125,169
Private gifts for endowment purposes	1,717,683
Other sources	22,014,305
Other uses	1,764,585
Net cash provided by noncapital financing activities	<u>1,046,094,952</u>

CAPITAL AND RELATED FINANCING ACTIVITIES

Proceeds from capital debt	186,736,047
Cash paid for capital assets	(252,034,171)
Capital appropriations received	10,766,661
Capital grants and contracts received	18,347,113
Proceeds from sales of capital assets	258,766
Principal paid on capital debt, leases and subscriptions	(91,601,404)
Interest paid on capital debt, leases and subscriptions	(45,489,459)
Other sources	3,736,932
Other uses	(4,853,249)
Net cash used in capital and related financing activities	<u>(174,132,764)</u>

INVESTING ACTIVITIES

Proceeds from sales and maturities of investments	817,775,531
Interest received on investments	43,143,136
Purchases of investments	(902,460,270)
Net cash used in investing activities	<u>(41,541,603)</u>

NET CHANGE IN CASH AND CASH EQUIVALENTS

(18,584,687)

Cash and cash equivalents, beginning of the year	<u>856,587,034</u>
--	--------------------

CASH AND CASH EQUIVALENTS, END OF THE YEAR

\$ 838,002,347

STATE OF MISSISSIPPI INSTITUTIONS OF HIGHER LEARNING
STATEMENT OF CASH FLOWS
YEAR ENDED JUNE 30, 2023

RECONCILIATION OF OPERATING LOSS TO NET CASH USED IN OPERATING ACTIVITIES

Operating loss	\$ (1,006,794,125)
Adjustments to reconcile operating loss to net cash used in operating activities:	
Depreciation and amortization expense	204,527,031
Self-insured claims expense	7,980,656
Provision for uncollectible receivables	171,756,235
Other	(513,682)
Changes in Assets and Liabilities:	
(Increase) Decrease in Assets:	
Receivables, Net	(224,177,557)
Inventories	(1,738,745)
Prepaid Expenses	(7,326,119)
Loans to Students	(1,926,348)
Deferred outflows of resources	(110,117,876)
Other Assets	13,123,920
Increase (Decrease) in Liabilities:	
Accounts Payables and Accrued Liabilities	(42,126,701)
Unearned Revenue	20,399,662
Deposits Refundable	(289,351)
Accrued Leave Liability	2,703,799
Net pension liability	887,719,490
Net OPEB liability	(29,182,986)
Deferred inflows of resources	(705,429,851)
Other Liabilities	(27,592,724)
Total Adjustments	<u>157,788,853</u>
Net cash used in operating activities	<u>\$ (849,005,272)</u>
Reconciliation of cash and cash equivalents:	
Current assets - cash and cash equivalents	\$ 679,420,417
Noncurrent assets - restricted cash and cash equivalents	<u>158,581,930</u>
Cash and cash equivalents, end of the year	<u><u>\$ 838,002,347</u></u>
Noncash capital related financing and investing activities:	
Gifts and contributions of capital assets	2,535,314
Right-to-use assets under lease obligations	20,344,299
Assets under subscription-based information technology arrangements	60,525,298

STATE OF MISSISSIPPI INSTITUTIONS OF HIGHER LEARNING
NOTES TO FINANCIAL STATEMENTS
June 30, 2023

Note 1

Summary of Significant Accounting Policies

(a) Nature of Operations

Through its member universities, the State of Mississippi Institutions of Higher Learning (IHL System) serves the state, national and international communities by providing its students with academic instruction, by conducting research and other activities that advance fundamental knowledge and by disseminating knowledge to the people of Mississippi and throughout the world.

(b) Reporting Entity

The Mississippi Constitution was amended in 1943 to create a separate legal entity and establish a Board of Trustees of State Institutions of Higher Learning (the Board). This constitutional board provides management and control of Mississippi's system of universities. The Board meets monthly and oversees the eight public universities, the University of Mississippi Medical Center and various off-campus centers and locations throughout the state. Each of these member universities is a member of the IHL System. The IHL System is considered a component unit of the State of Mississippi reporting entity.

The current twelve Board members of the IHL System were appointed by the Governor and confirmed by the Mississippi Senate for nine-year terms, representing the three Supreme Court Districts.

Each of the eight universities and the University of Mississippi Medical Center has established its own educational building corporation (a nonprofit corporation incorporated in the State of Mississippi) in accordance with Section 37-101-61 of the Mississippi Code Annotated of 1972. The purpose of these corporations is for the acquisition, construction and equipping of facilities and land for the various universities. In accordance with Governmental Accounting Standards Board (GASB) Statement No. 61, *The Financial Reporting Entity: Omnibus-An Amendment of GASB Statements No. 14 and No. 34*, the educational building corporations are deemed to be material component units of the IHL System but are presented on a blended basis in the accompanying operations. These blended component units provide services entirely, or almost entirely, to their respective universities. See note 9 for detailed educational building corporation activities.

The following is a list of abbreviations used throughout the report for the member universities of the State of Mississippi Institutions of Higher Learning (collectively the IHL System):

ASU	Alcorn State University
DSU	Delta State University
JSU	Jackson State University
MSU	Mississippi State University
MUW	Mississippi University for Women
MVSU	Mississippi Valley State University
UM	University of Mississippi
USM	University of Southern Mississippi
UMMC	University of Mississippi Medical Center
IHL Executive Office	Institutions of Higher Learning – Executive Office
UPM	University Press of Mississippi
MCVS	Mississippi Commission for Volunteer Service – Off-campus entity

The IHL System reports the following discretely presented component units, which also have separate stand-alone audits performed, which can be obtained by requesting a copy from the finance department of each respective university below:

STATE OF MISSISSIPPI INSTITUTIONS OF HIGHER LEARNING
NOTES TO FINANCIAL STATEMENTS
June 30, 2023

(i) Mississippi State University Foundation, Inc.

The Mississippi State University Foundation, Inc. is a legally separate, tax-exempt not for profit entity established to solicit and manage funds for the benefit of Mississippi State University.

(ii) University of Mississippi Foundation

The University of Mississippi Foundation is a legally separate, tax-exempt not for profit nonstock corporation formed for the benefit of the University of Mississippi.

(iii) University of Southern Mississippi Foundation

The University of Southern Mississippi Foundation is a legally separate, tax-exempt not for profit entity formed to provide support to the University of Southern Mississippi and its students.

These foundations are private nonprofit organizations that report under Financial Accounting Standards Board (FASB) standards, including Accounting Standards Codification (ASC) Topic 958, *Not-for-Profit Entities*. As such, certain revenue recognition criteria and presentation features are different from Governmental Accounting Standards Board (GASB) revenue recognition criteria and presentation features. No modifications have been made to the foundations' financial information in the IHL System's financial reporting entity for these differences.

These foundations act primarily as fund-raising organizations to supplement the resources that are available to the respective universities in support of their programs. The governing body of each foundation is self-perpetuating and consists of graduates and friends of the respective universities. Although the respective universities do not control the timing or amount of receipts from the foundations, most resources, or income thereon, which the foundations hold and invest are restricted to the activities of the respective universities by the donors. Because these restricted resources held by the foundations can only be used by, or for the benefit of, the respective universities, these foundations are considered discretely presented component units of the IHL System.

The Mississippi State University Foundation, Inc., the University of Mississippi Foundation, and the University of Southern Mississippi Foundation each make distributions to their respective universities for support. During the year ended June 30, 2023, support distributions were as follows:

Mississippi State University Foundation, Inc.	\$ 46,990,867
University of Mississippi Foundation	39,862,240
University of Southern Mississippi Foundation	10,838,436

(c) Basis of Accounting

The financial statements of the IHL System have been prepared in accordance with GASB Statement No. 34, *Basic Financial Statements – and Management's Discussion and Analysis – for State and Local Governments*, as amended by GASB Statement No. 35, *Basic Financial Statements – and Management's Discussion and Analysis – for Public Colleges and Universities*. The IHL System is reporting as a special-purpose government engaged in business-type activities. In accordance with business-type activity reporting, the IHL System presents management's discussion and analysis; statements of net position; statements of revenues, expenses and changes in net position; statements of cash flows; and notes to the financial statements. The financial statements are prepared using the economic resources measurement focus and the accrual basis of accounting. Under the accrual basis of accounting, revenues are recognized when earned, and expenses are recorded when an obligation has been incurred. All significant transactions among departments, campuses, and auxiliary units of the IHL System have been eliminated.

Grant and contract revenues, which are received or receivable from external sources, are recognized as revenues to the extent of related expenses or satisfaction of eligibility requirements. State appropriations are recognized as nonoperating revenues when eligibility requirements are satisfied.

STATE OF MISSISSIPPI INSTITUTIONS OF HIGHER LEARNING
NOTES TO FINANCIAL STATEMENTS
June 30, 2023

(d) New Accounting Standards

During fiscal year 2023, the IHL System adopted GASB Statement No. 94, *Public-Private and Public-Public Partnerships and Availability Payment Arrangements*. This standard provides accounting and financial reporting requirements for public-private and public-public partnership arrangements (PPPs) that either meet the definition of a service concession arrangement (SCA) or are not within the scope of Statement 87, as amended. This standard also provides guidance for accounting and financial reporting for availability payment arrangements (APA), which are arrangements in which a government compensates an operator for services that may include designing, constructing, financing, maintaining, or operating an underlying nonfinancial asset for a period of time in an exchange or exchange-like transaction. The IHL System adopted the requirements of the guidance effective July 1, 2022, and has applied the provisions of this standard to the beginning of the period of adoption.

During fiscal year 2023, the IHL System also adopted GASB Statement No. 96, *Subscription-Based Information Technology Arrangements*. This standard defines a subscription-based information technology arrangement (SBITA); establishes that a SBITA results in a right-to-use subscription asset (an intangible asset) and a corresponding subscription liability; provides the capitalization criteria for outlays other than subscription payments, including implementation costs; and requires certain note disclosures. To the extent relevant, the standards for SBITAs are based on the standards established in Statement No. 87, *Leases*. The IHL System adopted the requirements of the guidance effective July 1, 2022, and has applied the provisions of this standard to the beginning of the period of adoption.

(e) Recently Issued Accounting Standards

The IHL System is currently evaluating the following pronouncements that are most likely to impact the system's financial reporting.

In June 2022, the GASB issued Statement No. 100, *Accounting Changes and Error Corrections*. The primary objective of this statement is to enhance accounting and financial reporting requirements for accounting changes and error corrections to provide more understandable, reliable, relevant, consistent, and comparable information for making decisions or assessing accountability. The requirements of this statement are effective for accounting changes and error corrections made in fiscal years beginning after June 15, 2023.

In June 2022, the GASB issued Statement No. 101, *Compensated Absences*. The primary objective of this statement is to better meet the information needs of financial statement users by updating the recognition and measurement guidance for compensated absences – by aligning the recognition and measurement guidance under a unified model and by amending certain previously required disclosures. The effective date of this statement is for fiscal years beginning after December 15, 2023.

The impact of these pronouncements on the IHL System's financial statements is currently being evaluated and has not yet been fully determined.

(f) Use of Estimates

The preparation of financial statements in conformity with U.S. generally accepted accounting principles requires management to make estimates and assumptions that affect the reported amounts of assets and liabilities and disclosure of contingent assets and liabilities at the date of the financial statements and the reported amounts of revenues and expenses during the reporting period. Actual results could differ from those estimates.

Significant estimates include the determination of the allowances for uncollectible accounts and contractual adjustments and estimated third-party payor settlements, included as other current assets and as other current liabilities, relating to the IHL System's patient services. In addition, laws and regulations governing the Medicare and Medicaid programs are extremely complex and subject to interpretation. As a result, there is at least a reasonable possibility that recorded estimates associated with these programs could change by a material amount in the near term.

STATE OF MISSISSIPPI INSTITUTIONS OF HIGHER LEARNING
NOTES TO FINANCIAL STATEMENTS
June 30, 2023

Included in other noncurrent liabilities are unpaid claim liabilities relating to the IHL System's self-insured workers' compensation, unemployment, and tort liability funds. The liabilities for these unpaid claims and loss adjustment expenses are determined using both evaluations of each claim and statistical analyses and represent the estimated ultimate net cost of all claims and expenses incurred through the end of the reporting period. The determinations of claims payable include estimates that are particularly susceptible to change in the near term. Management believes that liabilities established for these unpaid claims at June 30, 2023 are adequate to cover the ultimate net cost of claims and contractual adjustments, but these liabilities are necessarily based upon estimates, and accordingly, the amount ultimately paid will be more or less than such estimates. The methods for making such estimates and for establishing the resulting liabilities are continually reviewed, and any adjustments are reflected in operations currently.

The IHL System's investments are invested in various types of investment securities within various markets. Investment securities are exposed to several risks, such as interest rate, market and credit risks. Due to the level of risk associated with certain investment securities, it is at least reasonably possible that changes in the values of investment securities will occur in the near term and that such changes could materially affect the amounts reported in the IHL System's financial statements.

(g) Cash Equivalents

The IHL System considers all highly liquid investments with an original maturity of three months or less to be cash equivalents.

(h) Short-Term Investments

Short-term investments are investments that are not cash equivalents but mature within the next fiscal year.

(i) Accounts Receivable, Net

Accounts receivable consist of tuition and fee charges to students and patient accounts at UMMC. Accounts receivable also include amounts due from federal and state governments, and nongovernmental sources, in connection with reimbursement of allowable expenses made pursuant to the IHL System's grants and contracts. Accounts receivable are recorded net of an allowance for doubtful accounts.

(j) Student Notes Receivable, Net

Student notes receivable consist of federal, state and institutional loans made to students for the purpose of paying tuition and fee charges. Loan balances expected to be paid during the next fiscal year are presented on the statement of net position as current assets. Those balances that are either in deferment status or are expected to be paid back beyond the next fiscal year are presented as noncurrent assets on the statement of net position.

(k) Inventories

Inventories consist of bookstore, physical plant, agriculture, printing, central supply, food service supply, and various hospital inventories. These inventories are generally valued at the lower of cost or market, on the first-in, first-out (FIFO) basis.

(l) Prepaid Expenses

Prepaid expenses consist of expenditures related to projects, programs, activities or revenues of future fiscal periods.

(m) Restricted Cash and Cash Equivalents and Restricted Short-Term Investments

Cash, cash equivalents and short-term investments that are externally restricted to make debt service payments, to maintain sinking or reserve funds or to purchase or construct capital or noncurrent assets are classified as noncurrent assets in the statement of net position.

STATE OF MISSISSIPPI INSTITUTIONS OF HIGHER LEARNING
NOTES TO FINANCIAL STATEMENTS
June 30, 2023

(n) Endowment Investments

The IHL System's endowment investments recorded at fair value, are generally subject to the restrictions of donor gift instruments. They include donor restricted endowments, which are funds received from a donor with the restrictions that only the income is to be utilized or for which the donor has stipulated that the principal may be expended only after a stated period or upon the occurrence of a certain event, and funds functioning as endowments, which are funds established by the governing board to function similar to an endowment fund but may be fully expended at any time at the discretion of the governing board.

(o) Other Long-Term Investments

Investments are reported at fair value. Changes in unrealized gains (losses) on the carrying value of investments are reported as a component of investment income in the statement of revenues, expenses, and changes in net position. Investments in partnerships for which there are no quoted market prices are valued at net asset value, as a practical expedient in determining fair value.

(p) Investment Valuation

GASB Statement No. 72, *Fair Value Measurement and Application*, enhances comparability of governmental financial statements by requiring fair value measurement for certain assets and liabilities using a consistent definition and accepted valuation techniques. The standard establishes a hierarchy of inputs used to measure fair value that prioritizes the inputs into three categories – Level 1, Level 2 and Level 3 inputs – considering the relative reliability of the inputs. The hierarchy gives the highest priority to unadjusted quoted prices in active markets for identical assets or liabilities (Level 1 measurements) and the lowest priority to measurements involving significant unobservable inputs (Level 3 measurements). The three levels of the fair value hierarchy are as follows:

- Level 1 inputs are quoted (unadjusted) prices in active markets for identical financial assets or liabilities that the IHL System has the ability to access at the measurement date;
- Level 2 inputs are inputs other than quoted prices included within Level 1 that are observable for the financial asset or liability, either directly or indirectly; and
- Level 3 inputs are unobservable inputs for the financial asset or liability.

The level in the fair value hierarchy in which a fair value measurement in its entirety falls is based on the lowest level input that is significant to the fair value measurement in its entirety. The categorization of investments within the hierarchy is based upon the pricing transparency of the instrument and should not be perceived as the particular investment risk.

Debt and equity securities classified in Level 1 of the fair value hierarchy are valued using prices quoted in active markets for those securities. Debt securities classified as Level 2 of the fair value hierarchy are subject to pricing by an alternative pricing source due to lack of information available by the primary vendor. There are no investments classified in Level 3.

(q) Capital Assets

Capital assets are recorded at cost at the date of acquisition, or, if donated, at the acquisition value at the date of donation. Renovations to buildings and improvements other than buildings, that significantly increase the value or extend the useful life of the structure are capitalized. Routine repairs and maintenance are charged to operating expense in the year in which the expense was incurred. Depreciation is computed using the straight-line method over the estimated useful life of the asset and is not allocated to the functional categories. Right-to-use leased assets are amortized in a systematic and rational manner over the shorter of the lease term or the useful life of the underlying asset. SBITA assets are amortized systematically over the shorter of the subscription term or the useful life of the underlying IT assets. Expenditures for construction in progress are capitalized as incurred.

STATE OF MISSISSIPPI INSTITUTIONS OF HIGHER LEARNING
NOTES TO FINANCIAL STATEMENTS
June 30, 2023

(r) Impairment of Capital Assets

Management reviews capital assets for impairment whenever events or changes in circumstances indicate that the service utility of an asset has declined significantly and unexpectedly. Any write-downs due to impairment are charged to operations at the time impairment is identified. No write-down of capital assets was required for the year ended June 30, 2023.

(s) Deferred Inflows and Outflows of Resources

Deferred inflows of resources are an acquisition of net assets by the IHL System that are applicable to a future reporting period and include pension, OPEB, lease and PPP-related deferred inflows, the unamortized amounts for gains on the refunding of bond debt, and beneficial interests in irrevocable trusts.

Deferred outflows of resources are consumption of net assets by the IHL System that are applicable to a future reporting period and include pension and OPEB related deferred outflows and the unamortized amounts for losses on the refunding of bond debt.

(t) Net Pension and OPEB Liabilities

For purposes of measuring the net pension and OPEB liabilities, deferred outflows of resources and deferred inflows of resources related to pensions and pension expense, and OPEB and OPEB expense, respectively, information about the fiduciary net position of the IHL System's proportionate share of the liability for pension and OPEB, and additions to/deductions from the plans' fiduciary net positions have been determined on the same basis as they are reported by the Public Employees' Retirement System of Mississippi (PERS) and the State and School Employees' Life and Health Insurance Plan (OPEB Plan). For this purpose, benefit payments (including refunds of employee contributions) are recognized when due and payable in accordance with the benefit terms.

(u) Accounts Payable and Accrued Liabilities

Accounts payable and accrued liabilities consist of amounts owed to vendors and contractors or accrued items such as interest, wages and salaries.

(v) Compensated Absences/Accrued Leave

Twelve-month employees earn annual personal leave at a rate of 12 hours per month for one month to three years of service; 14 hours per month for three to eight years of service; 16 hours per month for eight to fifteen years of service; and 18 hours per month for fifteen years of service and above. There is no requirement that annual leave be taken, and there is no maximum accumulation. At termination, these employees are paid for up to 240 hours of accumulated leave.

Nine-month employees earn major medical leave at a rate of 13.36 hours per month for one month to three years of service; 14.24 hours per month for three to eight years of service; 15.12 hours per month for eight to fifteen years of service; and from 16 hours per month for fifteen years of service and above. There is no limit on the accumulation of major medical leave. At retirement, these employees are paid for up to 240 hours of accumulated major medical leave.

(w) Unearned Revenues

Unearned revenues include amounts received for tuition, fees and certain auxiliary activities prior to the end of the fiscal year but related to the subsequent accounting period. Unearned revenues also include amounts received from grant and contract sponsors that have not yet been earned.

(x) Deposits Refundable

Deposits refundable represent good-faith deposits from students to reserve housing assignments, key deposits, and post-breakage deposits in the residence halls of the member universities of the IHL System.

STATE OF MISSISSIPPI INSTITUTIONS OF HIGHER LEARNING
NOTES TO FINANCIAL STATEMENTS
June 30, 2023

(y) Non-current Liabilities

Non-current liabilities include: (1) carrying amounts of revenue bonds payable, notes payable, lease and subscription-based IT obligations; (2) estimated amounts of proportionate share of net pension and OPEB liabilities; (3) estimated amounts for accrued compensated absences, deposits refundable, and other liabilities that will not be paid within the next fiscal year; and (4) other liabilities that, although payable within one year, are to be paid from funds that are classified as noncurrent assets.

(z) Government Advances Refundable

The IHL System participates in the Federal Perkins Loan and Nursing Loan Programs, which are funded through a combination of federal and institutional resources. The portion of these programs that has been funded with federal funds is ultimately refundable to the U.S. government upon the termination of IHL System's participation in the programs. Although the federal government has terminated the programs disallowing new loans to be made, institutions may continue to collect and service existing loans. The IHL System does not have a timeline for discontinuing its participation in these programs. The portion that would be refundable if the programs were terminated has been presented as other long-term liabilities and approximated \$28.3 million as of June 30, 2023.

(aa) Income Taxes

As an integral part of the State of Mississippi, a governmental entity, the IHL System is generally not subject to federal income tax, however, income generated from activities unrelated to the IHL System's exempt purpose is subject to income taxes under Internal Revenue Code Section 511(a)(2)(B).

(bb) Classification of Revenues and Expenses

The IHL System has classified its revenues and expenses as either operating or nonoperating according to the following criteria:

Operating revenues and expenses have the characteristics of exchange transactions, such as (1) student tuition and fees, net of scholarship discounts and allowances and bad debt expense; (2) sales and services of auxiliary enterprises, net of scholarship discounts and allowances; (3) most federal, state and local grants and contracts (non-Title IV financial aid) and Federal appropriations, if any; (4) interest on institutional student loans and other revenues; and (5) patient care revenues. Examples of operating expenses include (1) employee compensation, benefits and related expenses; (2) scholarships and fellowships, net of scholarship discounts and allowances; (3) utilities, commodities (supplies) and contractual services; (4) professional fees; and (5) depreciation expense related to certain capital assets.

Nonoperating revenues and expenses have the characteristics of nonexchange transactions, such as gifts and contributions, state appropriations, investment income and other revenue sources that are defined as nonoperating revenues by GASB Statement No. 9, *Reporting Cash Flows of Proprietary and Nonexpendable Trust Funds and Governmental Entities That Use Proprietary Fund Accounting* and GASB Statement No. 34. Examples of nonoperating expenses include interest on capital asset-related debt and bond expenses.

(cc) Auxiliary Enterprise Activities

Auxiliary enterprises typically exist to furnish goods or services to students, faculty or staff, and charge a fee directly related to, although not necessarily equal to, the cost of the goods or services. One distinguishing characteristic of auxiliary enterprises is that they are managed as essentially self-supporting activities. Examples include residence halls, bookstore, convenience store, laundry, faculty and staff housing, food services and intercollegiate athletic programs (only if they are essentially self-supporting). The general public may be served incidentally by auxiliary enterprises.

STATE OF MISSISSIPPI INSTITUTIONS OF HIGHER LEARNING
NOTES TO FINANCIAL STATEMENTS
June 30, 2023

(dd) University Press of Mississippi

The University Press of Mississippi (UPM) is one such auxiliary enterprise. UPM was founded in 1970 and represents Mississippi's eight public state universities. UPM publishes scholarly work and books that represent Mississippi and its culture to the nation and the world. From its offices in Jackson, the University Press of Mississippi acquires, edits, distributes, and promotes more than 85 new books every year. Over the years, the press has published more than 2,000 titles and distributed more than three million copies worldwide, each with the Mississippi imprint. UPM is the only not-for-profit book publisher in the state and is a blended component unit of the IHL Executive Office.

(ee) Patient Care Revenues, Net

UMMC's hospital and clinical service revenues are reported at the estimated net realizable amounts from patients, third-party payors and others for services rendered, including contractual allowances and estimated retroactive adjustments under reimbursement programs with third-party payors, less an allowance for doubtful accounts. Retroactive adjustments are accrued in future periods as final settlements are determined.

Inpatient acute care services and substantially all outpatient services rendered to Medicare and Medicaid program beneficiaries are paid at prospectively determined rates per discharge. These rates vary according to a patient classification system that is based on clinical, diagnostic, and other factors. UMMC is reimbursed for certain services at tentative rates with final settlement determined after submission of annual cost reports and audits thereof by the Medicare and Medicaid intermediaries.

Inpatient and outpatient services rendered to Medicaid program beneficiaries are reimbursed under a cost reimbursement methodology for certain services and at prospectively determined rates for all other services. UMMC is reimbursed for cost reimbursable services at tentative rates with final settlement determined after submission of annual cost reports by UMMC and audits thereof by Medicaid fiscal intermediary.

Revenue from the Medicare and Medicaid programs accounted for approximately 32.5% and 26.3%, respectively, of UMMC's net patient service revenues for the year ended June 30, 2023. Laws and regulations governing the Medicare and Medicaid programs are extremely complex and subject to interpretation. As a result, there is at least a reasonable possibility that recorded estimates will change by a material amount in the near term.

UMMC also entered into payment agreements with certain commercial insurance carriers, health maintenance organizations, and preferred provider organizations. The basis for payment to UMMC under these agreements includes prospectively determined rates per discharge, discounts from established charges, and prospectively determined daily rates.

(ff) Hospital Reimbursement

The University of Mississippi Medical Center – Health System (UMMC – Health System) Medicare cost reports have been audited and settled by the Medicare Administrative Contractor through the cost reports filed for the year ended June 30, 2019 for the Jackson Campus, for the year ended June 30, 2021 for Holmes County Hospital, and for the year ended June 30, 2020 for UMMC Grenada.

Each year, UMMC receives payments from Medicare and Medicaid, prospectively based on actual results from prior years. These payments are subsequently reconciled to current year actual results and audited by Centers for Medicare and Medicaid Services once the current year is completed, occasionally resulting in repayments due. Additional repayments may result due to rate recalculations, cost report filings, Medicaid Disproportionate Share audits, and other adjustments to prior fiscal years. At June 30, 2023, UMMC – Health System maintains a reserve of approximately \$48.3 million for these potential liabilities.

STATE OF MISSISSIPPI INSTITUTIONS OF HIGHER LEARNING
NOTES TO FINANCIAL STATEMENTS
June 30, 2023

(gg) Scholarship Discounts and Allowances

Financial aid to students is reported in the financial statements under the alternative method as prescribed by the National Association of College and University Business Officers. Certain aid, such as loans, funds provided to students as awarded by third parties and Federal Direct Lending, is accounted for as a third-party payment (credited to the student's account as if the student made the payment). All other aid is reflected in the financial statements as scholarship allowances, which reduce operating revenues. The amount reported as operating expenses represents the portion of aid that was provided to the student in the form of cash.

Scholarship allowances represent the portion of aid provided to the student in the form of reduced tuition. Under the alternative method, these amounts are computed by allocating the cash payments to students, excluding payments for services, on the ratio of total aid to the aid not considered to be third party aid.

(hh) Net Position

Net position represents the difference between total assets and deferred outflows of resources and total liabilities and deferred inflows of resources in the statement of net position and is displayed in three components: net investment in capital assets; restricted net position (distinguished between major categories of restrictions); and unrestricted net position.

Net investment in capital assets reflect the IHL System's total investment in capital assets, net of outstanding debt obligations related to those capital assets. To the extent debt has been incurred but not yet expended for capital assets, such debt is excluded from the calculation of net investment in capital assets.

Restricted, nonexpendable net position consists of endowment and similar type funds which donors or other outside sources have stipulated, as a condition of the gift instrument, the principal to be maintained inviolate and in perpetuity and invested for the purpose of producing present and future income, which may either be expended or added to principal.

Restricted, expendable net position includes resources that the IHL System is legally or contractually obligated to spend in accordance with restrictions imposed by external parties. When both restricted and unrestricted resources are available for use, it is generally the IHL System's policy to utilize restricted resources first, and then unrestricted resources as needed.

Unrestricted net position represents resources derived from student tuition and fees, state appropriations, net patient service revenue, sales and services of educational activities and auxiliary enterprises. Auxiliary enterprises are substantially self-supporting activities that provide services for students, faculty, and staff. While unrestricted net position may be designated for specific purposes by action of management or the Board, they are available for use at the discretion of the governing board to meet current expenses for any purpose.

Note 2

Cash and Investments

Cash, Cash Equivalents and Short-Term Investments

Investment policies, as set forth by the IHL System's Board of Trustees' policy and state statute, authorize the universities to invest in demand deposits and interest-bearing time deposits such as savings accounts, certificates of deposit, money market funds, U.S. Treasury bills and notes, U.S. Government agency and sponsored enterprise obligations and repurchase agreements. Investment policy at the IHL System is governed by State statute (Section 27-105-33, MS Code Ann. 1972) and the Uniform Prudent Management of Institutional Funds Act (UPMIFA) of 1998.

STATE OF MISSISSIPPI INSTITUTIONS OF HIGHER LEARNING
NOTES TO FINANCIAL STATEMENTS
June 30, 2023

Custodial Credit Risk – Deposits

Custodial credit risk is defined as the risk that, in the event of the failure of the counterparty to a transaction, a government will not be able to recover the value of the investment or collateral securities that are in the possession of an outside party. Investments are exposed to custodial credit risk if the securities are uninsured and unregistered with securities held by the counterparty's trust department or agent, but not held in the government's name. The IHL System had no investments exposed to custodial credit risk at June 30, 2023.

The collateral for public entities' deposits in financial institutions is held in the name of the State Treasurer under a program established by the Mississippi State Legislature and is governed by Section 27-105-5 of the MS Code Annotated (1972). Under this program, funds are protected through a collateral pool administered by the State Treasurer. Financial institutions holding deposits of public funds must pledge securities as collateral against these deposits. In the event of the failure of a financial institution, securities pledged by that institution would be liquidated by the State Treasurer to replace the public deposits not covered by the Federal Deposit Insurance Corporation.

Investment policies as set forth by Board policy as authorized by Section 37-101-15, Mississippi Code Annotated (1972), authorize the universities to invest in equity securities, bonds and other securities. Investments are reported at fair value.

A summary of cash and investments as of June 30, 2023 is as follows:

Cash	\$ 679,420,417
Restricted cash and cash equivalents	158,581,930
U.S. Treasury securities	702,007,577
U.S. government agency securities	502,223,637
Commercial mortgage backed securities	1,689,523
Collateralized mortgage obligations	18,150,226
Asset backed securities	2,016,839
Corporate bonds and notes	5,871,792
Municipal bonds	6,815,276
Fixed income mutual funds	7,422,879
Other fixed income securities	5,168,725
Certificates of deposit	16,604,539
Money market funds	1,321,879
Domestic equity securities	32,231,236
Global equity securities	488,341
Domestic equity mutual funds	19,499,106
International equity mutual funds	11,569,974
Equity long/short hedge funds	96,430,837
Private capital	64,122,922
Endowment Pool Balanced	3,372,315
Mississippi State Foundation Investment Pool	46,241,724
Miscellaneous	36,400,027
	<hr/>
Total cash and investments	<u><u>\$ 2,417,651,721</u></u>

STATE OF MISSISSIPPI INSTITUTIONS OF HIGHER LEARNING
NOTES TO FINANCIAL STATEMENTS
June 30, 2023

Fair Value Measurement

The following table presents the financial assets carried at fair value by level within the valuation hierarchy, as well as the assets measured at the net asset value (NAV) per share as a practical expedient as of June 30, 2023:

	Level 1	Level 2	Level 3	Total
Investment strategy:				
Fixed income:				
U.S. Treasury securities	\$ 688,720,789	13,286,788	—	702,007,577
Fixed income mutual funds	6,411,800	1,011,079	—	7,422,879
U.S. government securities	19,487,451	482,736,186	—	502,223,637
Mortgage obligations and asset backed securities	190,633	21,665,955	—	21,856,588
Corporate bonds and notes	4,232,167	1,639,625	—	5,871,792
Certificates of deposit	8,858,469	7,746,070	—	16,604,539
Municipal bonds	749,927	6,065,349	—	6,815,276
Other fixed income securities	5,168,725	—	—	5,168,725
Money market funds	877,511	444,368	—	1,321,879
Total fixed income investments	<u>\$ 734,697,472</u>	<u>534,595,420</u>	<u>—</u>	<u>1,269,292,892</u>
Equity securities:				
Domestic equity securities	31,166,866	1,064,370	—	32,231,236
Domestic equity mutual funds	18,407,280	1,091,826	—	19,499,106
Global equity securities	—	488,341	—	488,341
International equity mutual funds	11,569,974	—	—	11,569,974
Total equity securities	<u>\$ 61,144,120</u>	<u>2,644,537</u>	<u>—</u>	<u>63,788,657</u>
Investments measured at NAV as a practical expedient:				
Equity long/short hedge funds				\$ 96,430,837
Private capital				64,122,922
Mississippi State Foundation Investment Pool				46,241,724
Endowed Pool II Balanced				3,372,315
Other miscellaneous investments				36,400,027
Total investments measured at NAV				<u>246,567,825</u>
Total investments measured at fair value				<u>\$ 1,579,649,374</u>

The valuation method for investments measured at NAV per share as a practical expedient is presented in the following table:

	Fair Value	Unfunded Commitments	Redemption frequency (if eligible)	Redemption notice period
Equity long/short hedge funds (1)	\$ 96,430,837	3,586,611	Quarterly	45-120 Days
Private capital (2)	64,122,922	24,744,380	Various	Various
Mississippi State Foundation Investment Pool	46,241,724	—	Daily	1-3 Days
Endowed Pool II Balanced	3,372,315	—	Daily	1-3 Days
Other miscellaneous investments (3)	<u>36,400,027</u>	88,449	Various	Various
Total investments measured at NAV	<u>\$ 246,567,825</u>			

- (1) Equity long/short hedge and venture capital funds specialize primarily in classic long/short hedge equity strategies. These funds invest globally, with a majority of the exposure in liquid, developed markets and invest primarily in private investment partnerships, venture capital opportunities or limited liability companies and in separately-managed accounts, each of which is managed by independent managers.
- (2) Private capital investments help build new startup equities that are considered to have high-growth and high-risk potential, mainly in the technology and healthcare sectors.
- (3) Other miscellaneous investments consist of various other tangible items such as land, timberland and various real estate, etc.

STATE OF MISSISSIPPI INSTITUTIONS OF HIGHER LEARNING
NOTES TO FINANCIAL STATEMENTS
June 30, 2023

The equity in the long/short hedge funds, private capital, Mississippi State University Foundation Investment Pool, and other miscellaneous investments represents the IHL System's participations in those investments, which is measured at NAV per share.

Custodial Credit Risk

Custodial credit risk is defined as the risk that, in the event of the failure of the counterparty to a transaction, a government will not be able to recover the value of the investment or collateral securities that are in possession of an outside party. Investments are exposed to custodial credit risk if the securities are uninsured and unregistered with securities held by the counterparty's trust department or agent but not held in the government's name. The IHL System had no investments exposed to custodial credit risk at June 30, 2023.

Interest Rate Risk

Interest rate risk is defined as the risk a government may face should interest rate variances adversely affect the fair value of investments. The IHL System does not presently have a formal investment policy that addresses interest rate risk.

As of June 30, 2023, the IHL System had the following investments subject to interest rate risk:

		Years to maturity				
		Fair value	Less than 1	1 - 5	6 - 10	More than 10
U.S. Treasury securities	\$	702,007,577	265,804,814	435,431,639	680,574	90,550
U.S. government agency obligations		502,223,637	35,804,538	408,164,446	53,639,456	4,615,197
Commercial mortgage backed securities		1,689,523	14,238	610,863	631,372	433,050
Collateralized mortgage obligations		18,150,226	—	1,475,859	981,283	15,693,084
Asset backed securities		2,016,839	—	—	—	2,016,839
Corporate bonds and notes		5,871,792	286,152	2,269,310	389,034	2,927,296
Certificates of deposit		16,604,539	7,296,743	8,852,768	455,028	—
Municipal bonds		6,815,276	454,228	5,045,113	401,960	913,975
Other fixed income securities		5,168,725	—	—	—	5,168,725
Fixed income mutual funds		7,422,879	5,750,726	661,074	1,011,079	—
Total	\$	1,267,971,013	315,411,439	862,511,072	58,189,786	31,858,716

Credit Risk

Credit risk is the risk that an insurer or other counterparty to an investment will not fulfill its obligations. The IHL System does not presently have a formal investment policy that addresses credit risk.

STATE OF MISSISSIPPI INSTITUTIONS OF HIGHER LEARNING
NOTES TO FINANCIAL STATEMENTS
June 30, 2023

As of June 30, 2023, the IHL System had the following investments recorded at fair value subject to credit risk:

Credit rating:	
AAA	\$ 38,244,142
Aaa	97,623,578
Aa2	4,057,353
Aa3	549,712
AA	15,392,093
A1	5,355
A2	47,851
A3	118,844
A	255,984
AA+	302,704,522
BAA	53,855
BBB	847,991
Not rated, or rating unavailable	89,457,617
Total investments subject to credit risk	<u>\$ 549,358,897</u>

Cash and Investments excluded from credit risk disclosure:

Cash	\$ 679,420,417
Restricted cash and cash equivalents	158,581,930
U.S. Treasury securities	702,007,577
Certificates of deposit	16,604,539
Money market funds	1,321,879
Equity securities	63,788,657
Investments measured at NAV	246,567,825
Total investments excluded from credit risk disclosure	<u>1,868,292,824</u>
Total cash and investments	<u>\$ 2,417,651,721</u>

The credit risk ratings listed above are issued upon standards set by Standard and Poor's or Moody's Ratings Services.

Concentration of Credit Risk

Concentration of credit risk is defined by GASB Statement No. 40, *Accounting and Financial Reporting by Employers for Postemployment Benefits Other Than Pensions*, as the risk of loss attributed to the magnitude of a government's investment in a single issuer. The IHL System does not presently have a formal policy that addresses concentration of credit risk.

As of June 30, 2023, the IHL System had the following issuers holding investments recorded at fair value that exceeded 5% of total investments:

<u>Issuer</u>	<u>Fair value</u>	<u>Percentage</u>
U.S. Treasury securities	\$ 702,007,577	45.01%
Federal Home Loan Bank notes	225,309,975	14.45%
Federal Farm Credit Bank notes	127,430,854	8.17%

STATE OF MISSISSIPPI INSTITUTIONS OF HIGHER LEARNING
NOTES TO FINANCIAL STATEMENTS
June 30, 2023

Foreign Currency Risk

Foreign currency risk is defined as the risk that changes in exchange rates will adversely affect the fair value of an investment. The IHL System does not presently have a formal policy that addresses foreign currency risk. The IHL System's exposure to foreign currency risk is limited to investments in global or pooled non-U.S. equity mutual funds, which approximated \$36 million at June 30, 2023.

Note 3

Accounts Receivable, net

Accounts receivable consisted of the following at June 30, 2023:

	Total	Current Portion	Non-current Portion
Student tuition	\$ 165,421,722	165,421,722	—
Auxiliary enterprises and other operating activities	42,450,697	42,450,697	—
Contributions and gifts	3,683,759	3,683,759	—
Federal, state, and private grants and contracts	194,023,773	194,023,773	—
State Appropriations	28,742,459	28,742,459	—
Accrued Interest	5,670,259	5,670,259	—
Patient Income	697,505,993	697,505,993	—
Accrued lease receivable	27,665,055	2,106,790	25,558,265
Other	46,793,864	38,804,556	7,989,308
Total accounts receivable	1,211,957,581	1,178,410,008	33,547,573
Less bad debt provision	(711,308,488)	(711,308,488)	—
Less elimination entry	(9,516,104)	(3,954,596)	(5,561,508)
Net accounts receivable	<u>\$ 491,132,989</u>	<u>463,146,924</u>	<u>27,986,065</u>

Note 4

Notes Receivable from Students

Notes receivable from students are payable in installments over a period of up to ten years, commencing three to twelve months from the date of separation from one of the IHL System's institutions. The following is a schedule of interest rates and unpaid balances for the different types of notes receivable held by the IHL System as of June 30, 2023:

	Interest Rates	Total	Current Portion	Non-current Portion
Perkins student loans	3% to 9%	\$ 24,232,562	4,250,078	19,982,484
Institutional loans	0% to 9%	66,193,699	10,023,033	56,170,666
Nursing student loans	3% to 9%	1,731,485	216,334	1,515,151
Dental student loans	3% to 9%	239,839	42,108	197,731
Medical student loans	3% to 9%	312,162	54,805	257,357
Other federal loans	3% to 9%	4,908,905	2,125,070	2,783,835
Total notes receivable		97,618,652	16,711,428	80,907,224
Less allowance for doubtful accounts		(19,155,095)	(2,898,359)	(16,256,736)
Net notes receivable		<u>\$ 78,463,557</u>	<u>13,813,069</u>	<u>64,650,488</u>

STATE OF MISSISSIPPI INSTITUTIONS OF HIGHER LEARNING
NOTES TO FINANCIAL STATEMENTS
June 30, 2023

Note 5
Capital Assets

A summary of changes in capital assets for the year ended June 30, 2023 is presented as follows:

	Balance June 30, 2022	Additions	Deletions/ transfers	Balance June 30, 2023
Nondepreciable Capital Assets:				
Land	\$ 118,184,118	21,074,513	110,666	139,147,965
Construction in progress	376,029,625	180,588,970	152,927,325	403,691,270
Livestock	1,905,346	250,598	—	2,155,944
Total nondepreciable capital assets	496,119,089	201,914,081	153,037,991	544,995,179
Depreciable/amortizable capital assets:				
Buildings	4,806,966,268	158,469,585	2,593,334	4,962,842,519
Improvements other than buildings	534,545,187	18,378,898	2,936,144	549,987,941
Equipment	983,447,633	52,343,601	33,812,553	1,001,978,681
Library books	475,850,653	9,380,012	564,957	484,665,708
Right-to-use leased land	2,335,557	49,903	823	2,384,637
Right-to-use leased buildings	90,335,474	17,844,580	6,840,396	101,339,658
Right-to-use leased equipment	40,218,814	2,705,032	874,832	42,049,014
Right-to-use subscription assets	—	60,525,298	—	60,525,298
Total depreciable/amortizable assets	6,933,699,586	319,696,909	47,623,039	7,205,773,456
Total capital assets	7,429,818,675	521,610,990	200,661,030	7,750,768,635
Less accumulated depreciation for:				
Buildings	1,377,188,282	86,404,348	1,268,475	1,462,324,155
Improvements other than buildings	243,173,684	15,887,443	1,374,160	257,686,967
Equipment	764,793,611	50,521,469	28,759,696	786,555,384
Library books	418,579,407	12,401,528	564,958	430,415,977
Less accumulated amortization for:				
Right-to-use leased assets	19,123,561	21,292,408	4,038,378	36,377,591
Right-to-use subscription assets	—	16,327,629	—	16,327,629
Total accumulated depreciation and amortization	2,822,858,545	202,834,825	36,005,667	2,989,687,703
Net capital assets	<u>\$ 4,606,960,130</u>	<u>318,776,165</u>	<u>164,655,363</u>	<u>4,761,080,932</u>

Depreciation and amortization is computed on a straight-line basis except for library books, which is computed using a composite method over the following estimated useful lives:

<u>Capital assets</u>	<u>Useful lives</u>
Buildings and right-to-use leased buildings	40 - 50 years
Improvements other than buildings	20 years
Equipment, vehicles, and right-to-use leased equipment	3-15 years
Library books	10 years

STATE OF MISSISSIPPI INSTITUTIONS OF HIGHER LEARNING
NOTES TO FINANCIAL STATEMENTS
June 30, 2023

Note 6

Deferred Outflows of Resources and Deferred Inflows of Resources

The classifications of deferred outflows of resources and deferred inflows of resources at June 30, 2023 are as follows:

	Deferred Outflows of Resources	Deferred Inflows of Resources
Pension related (see note 17)	\$ 534,408,813	\$ 54,215,654
OPEB related (see note 18)	22,886,962	52,757,074
Unamortized loss/gain on refunding of debt	41,947,903	3,484,185
Lease related (see note 12)	—	24,844,649
PPP related (see note 14)	—	4,564,450
Beneficial interest in irrevocable trusts	—	41,652,408
Totals	<u>\$ 599,243,678</u>	<u>\$ 181,518,420</u>

Note 7

Accounts Payable and Accrued Liabilities

Accounts payable and accrued liabilities as of June 30, 2023 are as follows:

Payable to vendors and contractors	\$ 194,645,791
Accrued salaries, wages and employee withholdings	84,804,173
Accrued interest	9,581,329
Other	3,721,118
Subtotal	<u>292,752,411</u>
Less elimination entry	<u>(42,859)</u>
Total accounts payable and accrued liabilities	<u>\$ 292,709,552</u>

All amounts are considered current and expected to be settled within one year.

Note 8

Unearned Revenues

Unearned revenues as of June 30, 2023 are as follows:

Unearned summer school revenue	\$ 35,340,240
Unearned grants and contract revenue	79,811,563
Other principally athletic activities	36,729,571
Total unearned revenues	<u>\$ 151,881,374</u>

All amounts are considered current and will be fully recognized within one year.

STATE OF MISSISSIPPI INSTITUTIONS OF HIGHER LEARNING
NOTES TO FINANCIAL STATEMENTS
June 30, 2023

Note 9

Material Blended Component Units of the IHL System

In accordance with GASB Statement No. 61, the educational building corporations are deemed to be material component units of the IHL System but are presented on a blended basis in the accompanying financial statements due to the significance of their activities to respective member universities' operations. These blended component units provide services entirely, or almost entirely, to their respective universities. Condensed financial information as of June 30, 2023 is listed in the following schedules.

2023 Condensed Financial Information for Educational Building Corporations								
	ASU	DSU	JSU	MSU	MVSU	UM	USM	UMMC
Current assets	\$ —	—	—	—	—	19,384,734	6,514,927	10,673,160
Noncurrent assets	<u>35,129,621</u>	<u>10,915,000</u>	<u>77,434,244</u>	<u>272,785,000</u>	<u>14,715,000</u>	<u>264,080,335</u>	<u>135,494,097</u>	<u>429,537,755</u>
Total assets	<u>35,129,621</u>	<u>10,915,000</u>	<u>77,434,244</u>	<u>272,785,000</u>	<u>14,715,000</u>	<u>283,465,069</u>	<u>142,009,024</u>	<u>440,210,915</u>
Deferred outflows of resources	—	—	5,950,951	—	—	—	—	11,710,542
Current liabilities	2,671,695	650,000	5,223,015	13,065,000	575,000	19,217,139	6,514,927	10,673,159
Noncurrent liabilities	<u>41,277,084</u>	<u>10,265,000</u>	<u>78,162,180</u>	<u>259,720,000</u>	<u>14,140,000</u>	<u>260,243,061</u>	<u>135,494,097</u>	<u>430,258,984</u>
Total liabilities	<u>43,948,779</u>	<u>10,915,000</u>	<u>83,385,195</u>	<u>272,785,000</u>	<u>14,715,000</u>	<u>279,460,200</u>	<u>142,009,024</u>	<u>440,932,143</u>
Deferred inflows of resources	—	—	—	—	—	3,484,185	—	—
Total net position	<u>\$ (8,819,158)</u>	<u>—</u>	<u>—</u>	<u>—</u>	<u>—</u>	<u>520,684</u>	<u>—</u>	<u>10,989,314</u>
Operating revenues	\$ 2,983,929	—	—	—	1,100,144	—	—	12,246,044
Operating expenses	<u>(2,719,927)</u>	<u>—</u>	<u>—</u>	<u>—</u>	<u>(1,100,144)</u>	<u>—</u>	<u>—</u>	<u>(12,713,224)</u>
Total operating income	<u>264,002</u>	<u>—</u>	<u>—</u>	<u>—</u>	<u>—</u>	<u>—</u>	<u>—</u>	<u>(467,180)</u>
Nonoperating revenues	—	1,078,550	2,830,062	12,228,438	—	9,938,158	10,355,850	—
Nonoperating expenses	<u>—</u>	<u>(1,078,550)</u>	<u>(2,830,062)</u>	<u>(12,228,438)</u>	<u>—</u>	<u>(9,417,474)</u>	<u>(10,355,850)</u>	<u>—</u>
Total nonoperating revenue (expenses)	<u>—</u>	<u>—</u>	<u>—</u>	<u>—</u>	<u>—</u>	<u>520,684</u>	<u>—</u>	<u>—</u>
Changes in net position	<u>\$ 264,002</u>	<u>—</u>	<u>—</u>	<u>—</u>	<u>—</u>	<u>520,684</u>	<u>—</u>	<u>(467,180)</u>

Note 10

Long-Term Liabilities

Long-term liabilities of the IHL System consist of bonds and notes payable, and certain other liabilities that are expected to be liquidated at least one year from June 30, 2023.

For municipal bonds, the IHL System has the option to prepay all outstanding obligations less any unearned interest to fully satisfy the obligation; there is also a fiscal funding addendum stating that if funds are not appropriated for periodic payment for any future fiscal period, IHL will not be obligated to pay the remainder of the total payments due beyond the end of the current fiscal period. Other long-term liabilities consist of accrued leave liabilities, notes payable, net pension liability, net OPEB liability, lease liabilities, subscription-based information technology arrangements, refundable deposits, and other liabilities (government advance refundables, self-insured workers' compensation, unemployment and tort reserve for claims).

STATE OF MISSISSIPPI INSTITUTIONS OF HIGHER LEARNING
NOTES TO FINANCIAL STATEMENTS
June 30, 2023

Information regarding original issue amounts, interest rates, and maturity dates for bonded debt relative to the long-term liabilities for each of the universities within the IHL System as of June 30, 2023 is listed in the following schedules.

Description and Purpose	Original Issue	Annual Interest Rate	Maturity (fiscal year)	Beginning balance	Additions	Deletions	Ending balance	Due within one year
Alcorn State University:								
Bonded Debt								
EBC - Series 2016	\$ 43,630,000	2.00% - 5.00%	2040	\$ 41,015,000	—	1,335,000	39,680,000	1,435,000
Unamortized Premium				3,224,597	—	192,513	3,032,084	192,512
Total Bonded Debt				44,239,597	—	1,527,513	42,712,084	1,627,512
Other Long-term Liabilities:								
Accrued leave liabilities				2,970,207	—	84,849	2,885,358	571,575
Net pension liability				55,460,320	16,235,496	—	71,695,816	—
Net OPEB liability				3,180,116	—	828,901	2,351,215	—
Lease Liability				342,049	—	211,612	130,437	18,502
Subscription Liability *				—	105,816	98,247	7,569	7,569
Deposits refundable				677,215	206	—	677,421	—
Total Other liabilities				62,629,907	16,341,518	1,223,609	77,747,816	597,646
Total				\$ 106,869,504	16,341,518	2,751,122	120,459,900	2,225,158
Due within one year							(2,225,158)	
Total noncurrent liabilities							\$ 118,234,742	

* Additions to subscription liability include the impact of adoption of GASB Statement No. 96 as of the beginning of the fiscal year.

STATE OF MISSISSIPPI INSTITUTIONS OF HIGHER LEARNING
NOTES TO FINANCIAL STATEMENTS
June 30, 2023

Description and Purpose	Original Issue	Annual Interest Rate	Maturity (fiscal year)	Beginning balance	Additions	Deletions	Ending balance	Due within one year
Delta State University:								
Bonded Debt								
EBC - Series 2016	\$ 15,105,000	2.00% - 5.00%	2039	\$ 11,535,000	—	620,000	10,915,000	650,000
Total Bonded Debt				11,535,000	—	620,000	10,915,000	650,000
Other Long-term Liabilities:								
Accrued leave liabilities				1,518,476	—	21,137	1,497,339	374,334
Net pension liability				39,435,132	16,805,430	—	56,240,562	—
Net OPEB liability				2,661,875	—	593,324	2,068,551	—
Lease Liability				13,151	255,216	52,908	215,459	49,072
Subscription Liability *				—	530,684	235,848	294,836	96,118
Deposits refundable				108,966	2,855	—	111,821	—
Total Other liabilities				43,737,600	17,594,185	903,217	60,428,568	519,524
Total				\$ 55,272,600	17,594,185	1,523,217	71,343,568	1,169,524
Due within one year							(1,169,524)	
Total noncurrent liabilities							\$ 70,174,044	

* Additions to subscription liability include the impact of adoption of GASB Statement No. 96 as of the beginning of the fiscal year.

STATE OF MISSISSIPPI INSTITUTIONS OF HIGHER LEARNING
NOTES TO FINANCIAL STATEMENTS
June 30, 2023

Description and Purpose	Original Issue	Annual Interest Rate	Maturity (fiscal year)	Beginning balance	Additions	Deletions	Ending balance	Due within one year
Jackson State University:								
Bonded Debt								
EBC - Series 2015A	\$ 57,595,000	2.00% - 5.00%	2025	\$ 11,280,000	—	3,635,000	7,645,000	3,760,000
EBC - Series 2017A	29,745,000	1.60% - 3.70%	2034	27,300,000	—	945,000	26,355,000	1,025,000
EBC - Series 2021A	42,380,000	1.05% - 2.85%	2045	42,380,000	—	—	42,380,000	—
EBC - Series 2021B	6,295,000	2.35%	2035	6,295,000	—	—	6,295,000	—
Unamortized premium				814,337	—	305,376	508,961	305,376
Total Bonded Debt				88,069,337	—	4,885,376	83,183,961	5,090,376
Other Long-term Liabilities:								
Accrued leave liabilities				6,636,679	—	1,158,344	5,478,335	397,158
Net pension liability				99,198,952	42,376,691	—	141,575,643	—
Net OPEB liability				5,253,081	—	1,143,407	4,109,674	—
Lease Liability				7,910,898		803,031	7,107,867	693,879
Subscription Liability *				—	1,962,308	428,428	1,533,880	720,872
Financed purchases - buses				328,024	—	126,791	201,233	132,638
Deposits refundable				703,814	—	410,658	293,156	—
Federal Loan Fund Repayment Contingency				1,912,787	—	—	1,912,787	—
Total Other liabilities				121,944,235	44,338,999	4,070,659	162,212,575	1,944,547
Total				\$ 210,013,572	44,338,999	8,956,035	245,396,536	7,034,923
Due within one year							(7,034,923)	
Total noncurrent liabilities							\$ 238,361,613	

* Additions to subscription liability include the impact of adoption of GASB Statement No. 96 as of the beginning of the fiscal year.

STATE OF MISSISSIPPI INSTITUTIONS OF HIGHER LEARNING
NOTES TO FINANCIAL STATEMENTS
June 30, 2023

Description and Purpose	Original Issue	Annual Interest Rate	Maturity (fiscal year)	Beginning balance	Additions	Deletions	Ending balance	Due within one year
Mississippi State University:								
Bonded Debt								
EBC - Series 2013	\$ 60,470,000	2.00% - 5.00%	2044	\$ 8,355,000	—	630,000	7,725,000	655,000
EBC - Series 2014A	89,810,000	2.00% - 5.00%	2044	65,150,000	—	4,170,000	60,980,000	4,375,000
EBC - Series 2014B	23,435,000	0.29% - 4.813%	2044	16,295,000	—	1,035,000	15,260,000	1,075,000
EBC - Series 2015	56,010,000	2.00% - 5.00%	2046	49,540,000	—	1,245,000	48,295,000	1,310,000
EBC - Series 2017	63,270,000	2.00% - 5.00%	2046	54,690,000	—	3,785,000	50,905,000	3,960,000
EBC - Series 2017A	92,075,000	2.00% - 5.00%	2044	91,240,000	—	1,620,000	89,620,000	1,690,000
Unamortized premium				12,963,224	—	2,060,102	10,903,122	1,834,553
Total Bonded Debt				298,233,224	—	14,545,102	283,688,122	14,899,553
Other Long-term Liabilities:								
Accrued leave liabilities				25,802,925	1,531,599	—	27,334,524	2,244,538
Net pension liability				484,398,386	187,045,129	—	671,443,515	—
Net OPEB liability				26,742,421	—	6,195,573	20,546,848	—
Lease Liability				10,864,136	8,823,698	5,400,148	14,287,686	751,010
Subscription Liability *				—	9,519,295	3,443,385	6,075,910	2,829,013
Deposits refundable				49,627	—	3,210	46,417	—
Federal Loan Fund Repayment Contingency				4,811,107	—	1,421,222	3,389,885	—
Total Other liabilities				552,668,602	206,919,721	16,463,538	743,124,785	5,824,561
Total				\$ 850,901,826	206,919,721	31,008,640	1,026,812,907	20,724,114
Due within one year							(20,724,114)	
Total noncurrent liabilities							\$ 1,006,088,793	

* Additions to subscription liability include the impact of adoption of GASB Statement No. 96 as of the beginning of the fiscal year.

STATE OF MISSISSIPPI INSTITUTIONS OF HIGHER LEARNING
NOTES TO FINANCIAL STATEMENTS
June 30, 2023

Description and Purpose	Beginning balance	Additions	Deletions	Ending balance	Due within one year
Mississippi University for Women:					
Other Long-term Liabilities:					
Accrued leave liabilities	\$ 1,076,384	72,760	—	1,149,144	45,966
Net pension liability	33,515,640	14,105,394	—	47,621,034	—
Net OPEB liability	2,037,630	—	445,264	1,592,366	—
Lease Liability	57,279	57,563	38,674	76,168	18,605
Subscription Liability *	—	406,472	—	406,472	235,096
Federal Loan Fund Repayment Contingency	96,439	67,360	—	163,799	—
Total Other liabilities	36,783,372	14,709,549	483,938	51,008,983	299,667
Total	<u>\$ 36,783,372</u>	<u>14,709,549</u>	<u>483,938</u>	51,008,983	<u>299,667</u>
Due within one year				(299,667)	
Total noncurrent liabilities				<u>\$ 50,709,316</u>	

* Additions to subscription liability include the impact of adoption of GASB Statement No. 96 as of the beginning of the fiscal year.

STATE OF MISSISSIPPI INSTITUTIONS OF HIGHER LEARNING
NOTES TO FINANCIAL STATEMENTS
June 30, 2023

Description and Purpose	Original Issue	Annual Interest Rate	Maturity (fiscal year)	Beginning balance	Additions	Deletions	Ending balance	Due within one year
Mississippi Valley State University:								
Bonded Debt								
EBC - Series 2015	17,270,000	2.00%	2037	\$ 15,290,000	—	575,000	14,715,000	625,000
Total Bonded Debt				15,290,000	—	575,000	14,715,000	625,000
Other Long-term Liabilities:								
Accrued leave liabilities				1,407,531	—	16,191	1,391,340	240,128
Net pension liability				33,636,869	11,846,792	—	45,483,661	—
Net OPEB liability				2,243,749	—	633,860	1,609,889	—
Lease Liability				49,401	—	18,358	31,043	19,210
Subscription Liability *				—	130,308	58,269	72,039	50,024
Deposits refundable				28,164	—	3,540	24,624	—
Total Other liabilities				37,365,714	11,977,100	730,218	48,612,596	309,362
Total				\$ 52,655,714	11,977,100	1,305,218	63,327,596	934,362
Due within one year							(934,362)	
Total noncurrent liabilities							\$ 62,393,234	

* Additions to subscription liability include the impact of adoption of GASB Statement No. 96 as of the beginning of the fiscal year.

STATE OF MISSISSIPPI INSTITUTIONS OF HIGHER LEARNING
NOTES TO FINANCIAL STATEMENTS
June 30, 2023

Description and Purpose	Original Issue	Annual Interest Rate	Maturity (fiscal year)	Beginning balance	Additions	Deletions	Ending balance	Due within one year
University of Mississippi:								
Bonded Debt								
EBC - Series 2015A	15,660,000	2.00% - 4.00%	2040	\$ 14,185,000	—	335,000	13,850,000	370,000
EBC - Series 2015B	10,125,000	1.375% - 3.75%	2030	5,915,000	—	660,000	5,255,000	675,000
EBC - Series 2015C	31,630,000	2.00% - 5.00%	2046	27,830,000	—	695,000	27,135,000	720,000
EBC - Series 2015D	17,660,000	0.993% - 4.452%	2036	13,410,000	—	755,000	12,655,000	780,000
EBC - Series 2016A	33,245,000	2.00% - 5.00%	2034	22,990,000	—	2,110,000	20,880,000	2,215,000
EBC - Series 2017	38,995,000	2.00% - 5.00%	2035	35,335,000	—	2,735,000	32,600,000	2,895,000
EBC - Series 2019A	73,350,000	3.00% - 5.00%	2036	68,775,000	—	3,315,000	65,460,000	3,770,000
EBC - Series 2019B	3,365,000	1.94% - 2.05%	2024	1,575,000	—	920,000	655,000	655,000
EBC - Series 2022	72,760,000	4.00% - 5.00%	2043	—	72,760,000	—	72,760,000	1,110,000
Unamortized Premium				16,958,203	3,000,259	1,590,122	18,368,340	1,632,025
Total Bonded Debt				206,973,203	75,760,259	13,115,122	269,618,340	14,822,025
Other Long-term Liabilities:								
Accrued leave liabilities				18,059,127	1,872,871	—	19,931,998	2,615,000
Net pension liability				279,700,687	116,125,176	—	395,825,863	—
Net OPEB liability				17,066,623	—	3,864,465	13,202,158	—
Lease Liability				1,641,286	2,401,810	1,225,553	2,817,543	998,575
Subscription Liability *				—	7,055,000	2,698,421	4,356,579	2,476,333
Deposits refundable				262,531	—	167,481	95,050	—
Note Payable from direct borrowings - Hancock Bank				4,098,541	—	985,220	3,113,321	1,011,043
Note Payable from direct borrowings - Renasant Bank				4,942,709	—	788,117	4,154,592	810,090
Federal Loan Fund Repayment Contingency				7,104,800	—	1,632,500	5,472,300	—
Total Other liabilities				332,876,304	127,454,857	11,361,757	448,969,404	7,911,041
Total				\$ 539,849,507	203,215,116	24,476,879	718,587,744	22,733,066
Due within one year							(22,733,066)	
Total noncurrent liabilities							\$ 695,854,678	

* Additions to subscription liability include the impact of adoption of GASB Statement No. 96 as of the beginning of the fiscal year.

STATE OF MISSISSIPPI INSTITUTIONS OF HIGHER LEARNING
NOTES TO FINANCIAL STATEMENTS
June 30, 2023

Description and Purpose	Original Issue	Annual Interest Rate	Maturity (fiscal year)	Beginning balance	Additions	Deletions	Ending balance	Due within one year
University of Southern Mississippi:								
Bonded Debt								
SMEBC - Series 2013	\$ 51,875,000	2.00% - 5.00%	2044	\$ 6,705,000	—	655,000	6,050,000	750,000
SMEBC - Series 2015A	38,600,000	2.00% - 5.00%	2034	30,870,000	—	1,825,000	29,045,000	1,975,000
SMEBC - Series 2015B	16,690,000	0.50% - 3.25%	2034	3,230,000	—	605,000	2,625,000	630,000
SMEBC - Series 2016	58,870,000	2.00% - 5.00%	2040	54,950,000	—	1,570,000	53,380,000	1,800,000
SMEBC - Series 2017	44,005,000	2.00% - 5.00%	2044	42,730,000	—	180,000	42,550,000	185,000
Unamortized Premium				9,621,971	—	1,262,947	8,359,024	1,174,927
Total Bonded Debt				148,106,971	—	6,097,947	142,009,024	6,514,927
Other Long-term Liabilities:								
Accrued leave liabilities				11,227,711	594,012	—	11,821,723	1,300,390
Net pension liability				191,741,041	73,231,231	—	264,972,272	—
Net OPEB liability				11,548,533	—	2,628,239	8,920,294	—
Lease Liability				4,126,098	568,130	1,084,164	3,610,064	1,105,661
Subscription Liability *				—	1,030,586	488,876	541,710	284,508
Deposits refundable				2,986	—	120	2,866	—
Federal Loan Fund Repayment Contingency				18,416,913	—	2,523,038	15,893,875	—
Total Other liabilities				237,063,282	75,423,959	6,724,437	305,762,804	2,690,559
Total				<u>\$ 385,170,253</u>	<u>75,423,959</u>	<u>12,822,384</u>	447,771,828	<u>9,205,486</u>
Due within one year							(9,205,486)	
Total noncurrent liabilities							<u>\$ 438,566,342</u>	

* Additions to subscription liability include the impact of adoption of GASB Statement No. 96 as of the beginning of the fiscal year.

STATE OF MISSISSIPPI INSTITUTIONS OF HIGHER LEARNING
NOTES TO FINANCIAL STATEMENTS
June 30, 2023

Description and Purpose	Original Issue	Annual Interest Rate	Maturity (fiscal year)	Beginning balance	Additions	Deletions	Ending balance	Due within one year
University of Mississippi Medical Center:								
Bonded Debt								
MCEBC - Series 1998B	\$ 41,075,000	3.88% - 5.90%	2024	\$ 7,690,000	—	3,745,000	3,945,000	3,945,000
MCEBC - Series 2017A	137,635,000	3.00% - 5.00%	2047	137,390,000	—	—	137,390,000	2,230,000
MCEBC - Series 2017B	12,345,000	2.45% - 3.10%	2024	3,850,000	—	2,990,000	860,000	860,000
MCEBC - Series 2019	24,380,000	5.00%	2035	22,530,000	—	525,000	22,005,000	530,000
MCEBC - Series 2020B	158,125,000	0.445% - 2.917%	2041	153,045,000	—	1,745,000	151,300,000	1,755,000
MCEBC - Series 2023A	82,500,000	4.00% - 5.00%	2053	—	82,500,000	—	82,500,000	—
MCEBC - Series 2023B	27,500,000	4.47%	2036	—	27,500,000	—	27,500,000	—
Unamortized premium				14,577,935	975,788	1,474,739	14,078,984	1,587,589
Total Bonded Debt				339,082,935	110,975,788	10,479,739	439,578,984	10,907,589
Notes Payable - Direct borrowings								
University of Mississippi		2.00%	2026	10,291,027	—	3,095,998	7,195,029	3,158,488
University of Mississippi		0.93%	2026	3,024,494	—	746,278	2,278,216	753,249
Total Notes Payable				13,315,521	—	3,842,276	9,473,245	3,911,737
Other Long-term Liabilities:								
Accrued leave liabilities				68,386,315	—	77,673	68,308,642	6,467,357
Net pension liability				1,108,966,743	403,294,089	—	1,512,260,832	—
Net OPEB liability				47,990,300	—	12,744,166	35,246,134	—
Lease Liability				90,882,962	8,214,488	15,226,064	83,871,386	14,972,973
Subscription Liability *				—	39,137,093	9,944,256	29,192,837	10,769,166
Federal Loan Fund Repayment Contingency				2,049,506	—	602,699	1,446,807	—
Financed purchases - various equipment				4,434,134	—	1,451,158	2,982,976	1,477,878
Reserve for unpaid claims				31,350,000	—	1,570,000	29,780,000	4,195,000
Total Other liabilities				1,354,059,960	450,645,670	41,616,016	1,763,089,614	37,882,374
Total				<u>\$ 1,706,458,416</u>	<u>561,621,458</u>	<u>55,938,031</u>	2,212,141,843	<u>52,701,700</u>
Due within one year							(52,701,700)	
Total noncurrent liabilities							<u>\$ 2,159,440,143</u>	

* Additions to subscription liability include the impact of adoption of GASB Statement No. 96 as of the beginning of the fiscal year.

STATE OF MISSISSIPPI INSTITUTIONS OF HIGHER LEARNING
NOTES TO FINANCIAL STATEMENTS
June 30, 2023

Description and Purpose	Beginning balance	Additions	Deletions	Ending balance	Due within one year
IHL Executive Office:					
Other Long-term Liabilities:					
Accrued leave liabilities	\$ 892,324	—	20,714	871,610	43,682
Net pension liability	14,717,078	6,187,774	—	20,904,852	—
Net OPEB liability	547,687	—	105,787	441,900	—
Lease Liability	82,273	164,973	—	247,246	66,330
Subscription Liability *	—	228,414	112,276	116,138	33,160
Reserve for unpaid claims	31,067,388	—	2,298,785	28,768,603	6,301,343
Total Other liabilities	<u>\$ 47,306,750</u>	<u>6,581,161</u>	<u>2,537,562</u>	51,350,349	<u>6,444,515</u>
Due within one year				(6,444,515)	
Total noncurrent liabilities				<u>\$ 44,905,834</u>	

* Additions to subscription liability include the impact of adoption of GASB Statement No. 96 as of the beginning of the fiscal year.

Description and Purpose	Beginning balance	Additions	Deletions	Ending balance	Due within one year
MCVS:					
Other Long-term Liabilities:					
Accrued leave liabilities	\$ 54,014	11,466	—	65,480	12,718
Net pension liability	1,385,339	466,288	—	1,851,627	—
Total Other liabilities	<u>\$ 1,439,353</u>	<u>477,754</u>	<u>—</u>	1,917,107	<u>12,718</u>
Due within one year				(12,718)	
Total noncurrent liabilities				<u>\$ 1,904,389</u>	

STATE OF MISSISSIPPI INSTITUTIONS OF HIGHER LEARNING
NOTES TO FINANCIAL STATEMENTS
June 30, 2023

Description and Purpose	Beginning balance	Additions	Deletions	Total	Elimination Entries	Ending balance	Due within one year
State of Mississippi Institutions of Higher Learning:							
Bonded debt	\$ 1,151,530,267	186,736,047	51,845,799	1,286,420,515	—	1,286,420,515	55,136,982
Reserves for unpaid claims	62,417,388	—	3,868,785	58,548,603	—	58,548,603	10,496,343
Other long-term liabilities and notes payable:							
Accrued leave liabilities	138,031,693	4,082,708	1,378,908	140,735,493	—	140,735,493	14,312,867
Net pension liability	2,342,156,187	887,719,490	—	3,229,875,677	—	3,229,875,677	—
Net OPEB liability	119,272,015	—	29,182,986	90,089,029	—	90,089,029	—
Lease Liability	115,969,533	20,485,878	24,060,512	112,394,899	—	112,394,899	18,693,817
Subscription Liability *	—	60,105,976	17,508,006	42,597,970	—	42,597,970	17,501,859
Notes payable from direct borrowings	9,041,250	—	5,615,613	3,425,637	3,842,276	7,267,913	1,821,133
Financed purchases	4,762,158	—	1,577,948	3,184,210	—	3,184,210	1,610,516
Deposits refundable	1,833,303	3,061	463,103	1,373,261	—	1,373,261	—
Refundable government advances	34,391,552	67,360	6,179,459	28,279,453	—	28,279,453	—
Total other long-term liabilities and notes payable	2,765,457,691	972,464,473	85,966,535	3,651,955,629	3,842,276	3,655,797,905	53,940,192
Total	<u>\$ 3,979,405,346</u>	<u>1,159,200,520</u>	<u>141,681,119</u>	<u>4,996,924,747</u>	<u>3,842,276</u>	5,000,767,023	<u>119,573,517</u>
Due within one year						(119,573,517)	
Total noncurrent liabilities						<u>\$ 4,881,193,506</u>	

* Additions to subscription liability include the impact of adoption of GASB Statement No. 96 as of the beginning of the fiscal year.

STATE OF MISSISSIPPI INSTITUTIONS OF HIGHER LEARNING
NOTES TO FINANCIAL STATEMENTS
June 30, 2023

The annual debt service requirements for the outstanding debt as of June 30, 2023 for each of the respective universities within the IHL System are as follows:

University - fiscal year(s)	Bonded Debt	Lease Liability	Subscription Liability	Notes Payable	Interest	Total
Alcorn State University:						
2024	\$ 1,627,512	18,502	7,569	—	1,603,041	3,256,624
2025	1,752,512	2,019	—	—	1,534,994	3,289,525
2026	1,887,512	443	—	—	1,453,600	3,341,555
2027	2,007,512	454	—	—	1,365,840	3,373,806
2028	2,097,512	464	—	—	1,272,836	3,370,812
2029 - 2033	12,222,560	2,468	—	—	4,840,239	17,065,267
2034 - 2038	14,901,968	2,769	—	—	2,376,978	17,281,715
2039 - 2043	6,214,996	3,099	—	—	230,843	6,448,938
2044 - 2048	—	3,468	—	—	11,113	14,581
2049 - 2053	—	3,875	—	—	10,688	14,563
Thereafter	—	92,876	—	—	70,384	163,260
Total ASU	\$ 42,712,084	130,437	7,569	—	14,770,556	57,620,646
Delta State University:						
2024	\$ 650,000	49,072	96,118	—	449,035	1,244,225
2025	500,000	50,708	89,003	—	415,912	1,055,623
2026	525,000	52,381	66,388	—	386,618	1,030,387
2027	550,000	54,109	43,327	—	356,600	1,004,036
2028	580,000	9,189	—	—	329,538	918,727
2029 - 2033	3,260,000	—	—	—	1,289,350	4,549,350
2034 - 2038	3,955,000	—	—	—	587,300	4,542,300
2039 - 2043	895,000	—	—	—	17,900	912,900
Total DSU	\$ 10,915,000	215,459	294,836	—	3,832,253	15,257,548
Jackson State University:						
2024	\$ 5,090,376	693,879	720,872	132,639	2,409,104	9,046,870
2025	5,203,585	690,215	635,685	68,594	2,145,258	8,743,337
2026	5,340,000	658,311	177,323	—	1,706,431	7,882,065
2027	6,520,000	432,610	—	—	1,617,150	8,569,760
2028	6,605,000	442,176	—	—	1,523,359	8,570,535
2029 - 2033	35,120,000	2,367,572	—	—	5,362,648	42,850,220
2034 - 2038	15,700,000	1,823,104	—	—	1,092,359	18,615,463
2039 - 2043	2,520,000	—	—	—	274,785	2,794,785
2044 - 2048	1,085,000	—	—	—	34,334	1,119,334
Total JSU	\$ 83,183,961	7,107,867	1,533,880	201,233	16,165,428	108,192,369
Mississippi State University:						
2024	\$ 14,899,553	751,010	2,829,013	—	12,237,813	30,717,389
2025	13,053,348	585,144	2,121,743	—	11,534,962	27,295,197
2026	13,403,752	612,279	949,533	—	10,869,860	25,835,424
2027	12,204,578	634,181	143,332	—	10,247,397	23,229,488
2028	13,443,803	595,363	7,684	—	9,674,396	23,721,246
2029 - 2033	64,314,093	2,624,795	24,605	—	39,483,381	106,446,874
2034 - 2038	68,720,130	2,848,588	—	—	24,941,120	96,509,838
2039 - 2043	64,914,220	2,788,956	—	—	11,010,388	78,713,564
2044 - 2048	18,734,645	768,931	—	—	1,010,488	20,514,064
2049 - 2053	—	971,482	—	—	182,325	1,153,807
Thereafter	—	1,106,957	—	—	60,504	1,167,461
Total MSU	\$ 283,688,122	14,287,686	6,075,910	—	131,252,634	435,304,352

STATE OF MISSISSIPPI INSTITUTIONS OF HIGHER LEARNING
NOTES TO FINANCIAL STATEMENTS
June 30, 2023

University - fiscal year(s)	Bonded Debt	Lease Liability	Subscription Liability	Notes Payable	Interest	Total
Mississippi University for Women:						
2024	\$ —	18,605	235,096	—	15,633	269,334
2025	—	19,224	171,376	—	7,252	197,852
2026	—	19,859	—	—	953	20,812
2027	—	18,480	—	—	325	18,805
Total MUW	\$ —	76,168	406,472	—	24,163	506,803
Mississippi Valley State University:						
2024	\$ 625,000	19,210	50,024	—	500,125	1,194,359
2025	675,000	11,833	6,727	—	482,446	1,176,006
2026	725,000	—	7,326	—	465,260	1,197,586
2027	785,000	—	7,962	—	443,269	1,236,231
2028	845,000	—	—	—	419,456	1,264,456
2029 - 2033	5,285,000	—	—	—	1,634,675	6,919,675
2034 - 2038	5,775,000	—	—	—	553,150	6,328,150
Total MVSU	\$ 14,715,000	31,043	72,039	—	4,498,381	19,316,463
University of Mississippi:						
2024	\$ 14,822,025	998,575	2,476,333	1,821,133	11,277,824	31,395,890
2025	15,527,025	820,088	1,088,202	1,870,745	10,489,913	29,795,973
2026	16,242,787	271,052	473,865	1,921,427	9,703,409	28,612,540
2027	16,414,708	250,167	297,081	880,840	8,934,644	26,777,440
2028	17,187,217	203,875	21,098	773,768	8,161,689	26,347,647
2029 - 2033	79,535,686	273,786	—	—	29,843,481	109,652,953
2034 - 2038	44,360,047	—	—	—	17,730,519	62,090,566
2039 - 2043	23,292,097	—	—	—	12,103,516	35,395,613
2044 - 2048	21,689,336	—	—	—	6,985,375	28,674,711
2049 - 2053	20,547,412	—	—	—	2,344,950	22,892,362
Total UM	\$ 269,618,340	2,817,543	4,356,579	7,267,913	117,575,320	401,635,695
University of Southern Mississippi:						
2024	\$ 6,514,927	1,105,661	284,508	—	5,866,141	13,771,237
2025	6,937,129	1,037,636	201,446	—	5,594,169	13,770,380
2026	7,304,230	675,678	55,756	—	5,306,072	13,341,736
2027	7,893,054	392,466	—	—	5,003,549	13,289,069
2028	7,851,334	257,954	—	—	4,676,297	12,785,585
2029 - 2033	46,446,866	140,669	—	—	17,975,336	64,562,871
2034 - 2038	37,647,272	—	—	—	7,773,195	45,420,467
2039 - 2043	21,414,212	—	—	—	2,327,718	23,741,930
Total USM	\$ 142,009,024	3,610,064	541,710	—	54,522,477	200,683,275
University of Mississippi Medical Center:						
2024	\$ 10,907,589	14,972,973	10,769,166	5,389,615	18,884,963	60,924,306
2025	10,373,491	12,788,315	7,599,316	5,487,622	17,937,111	54,185,855
2026	12,642,010	10,744,609	5,274,581	1,578,984	17,019,276	47,259,460
2027	12,975,657	9,317,344	3,582,117	—	16,173,549	42,048,667
2028	13,319,082	7,518,664	1,935,379	—	15,386,749	38,159,874
2029 - 2033	73,607,322	27,000,060	32,278	—	66,692,134	167,331,794
2034 - 2038	92,416,599	1,529,421	—	—	52,021,006	145,967,026
2039 - 2043	98,485,045	—	—	—	36,114,528	134,599,573
2044 - 2048	84,744,808	—	—	—	16,014,400	100,759,208
2049 - 2053	30,107,381	—	—	—	3,740,600	33,847,981
Total UMMC	\$ 439,578,984	83,871,386	29,192,837	12,456,221	259,984,316	825,083,744

STATE OF MISSISSIPPI INSTITUTIONS OF HIGHER LEARNING
NOTES TO FINANCIAL STATEMENTS
June 30, 2023

University - fiscal year(s)	Bonded Debt	Lease Liability	Subscription Liability	Notes Payable	Interest	Total
Executive Office						
2024	\$ —	66,330	33,160	—	10,535	110,025
2025	—	65,974	41,823	—	7,418	115,215
2026	—	55,399	20,243	—	4,082	79,724
2027	—	37,898	20,912	—	2,025	60,835
2028	—	21,645	—	—	261	21,906
Total Executive Office	\$ —	247,246	116,138	—	24,321	387,705
State of Mississippi - Institutions of Higher Learning (Combined):						
2024	\$ 55,136,982	18,693,817	17,501,859	7,343,387	53,254,214	151,930,259
2025	54,022,090	16,071,156	11,955,321	7,426,961	50,149,435	139,624,963
2026	58,070,291	13,090,011	7,025,015	3,500,411	46,915,561	128,601,289
2027	59,350,509	11,137,709	4,094,731	880,840	44,144,348	119,608,137
2028	61,928,948	9,049,330	1,964,161	773,768	41,444,581	115,160,788
2029 - 2033	319,791,527	32,409,350	56,883	—	167,121,244	519,379,004
2034 - 2038	283,476,016	6,203,882	—	—	107,075,627	396,755,525
2039 - 2043	217,735,570	2,792,055	—	—	62,079,678	282,607,303
2044 - 2048	126,253,789	772,399	—	—	24,055,710	151,081,898
2049 - 2053	50,654,793	975,357	—	—	6,278,563	57,908,713
Thereafter	—	1,199,833	—	—	130,888	1,330,721
Total System	\$ 1,286,420,515	112,394,899	42,597,970	19,925,367	602,649,849	2,063,988,600

The educational building corporations have pledged future designated revenues to repay \$1.3 billion in EBC bonds. Proceeds from bonds provided financing for the construction of various improvements and other capital expenditures. The bonds are payable solely from appropriate designated revenues and are payable through 2053. Annual principal and interest payments on the bonds are expected to require less than 4% of designated revenues. The total principal and interest remaining to be paid on the bonds is \$1.9 billion. Principal and interest paid for the current year and total designated revenues were \$87.9 million and \$3.4 billion, respectively.

STATE OF MISSISSIPPI INSTITUTIONS OF HIGHER LEARNING
NOTES TO FINANCIAL STATEMENTS
June 30, 2023

Note 11

Operating Expenses by Natural and Functional Classifications

The IHL System's operating expenses by functional classification were as follows for the year ended June 30, 2023:

Functional Classification	Salaries and wages	Fringe benefits	Travel	Contractual services	Utilities	Scholarships and fellowships	Commodities	Depreciation and amortization	Other	Total
Instruction	\$ 504,207,585	170,019,186	10,564,562	46,135,386	384,318	830,710	17,273,415	—	118,006	749,533,168
Research	205,123,192	79,126,169	10,153,443	86,162,911	4,587,547	1,693,795	31,999,344	—	963,061	419,809,462
Public service	99,204,016	36,616,291	5,075,829	51,556,864	2,141,388	158,735	10,935,767	—	107,780	205,796,670
Academic support	90,993,386	29,941,534	2,540,162	34,970,283	393,683	962,946	19,424,673	—	8,282	179,234,949
Student services	56,014,357	19,172,785	8,219,451	17,499,517	285,633	442,522	8,722,872	—	287,094	110,644,231
Institutional support	162,646,877	61,456,982	3,712,508	106,327,885	224,203	1,924,095	21,768,262	—	3,859,550	361,920,362
Operation of plant	57,427,215	22,803,355	212,628	64,149,163	60,559,056	—	13,880,309	—	136,465	219,168,191
Student aid	3,916,581	6,782,580	92,873	1,514,468	82	198,655,252	321,339	—	223,710	211,506,885
Auxiliary enterprises	103,900,996	29,952,292	19,572,252	98,931,811	22,286,343	31,984,303	19,138,839	—	34,189	325,801,025
Depreciation and amortization	—	—	—	—	—	—	—	204,527,031	—	204,527,031
Hospital	549,075,245	164,853,306	742,438	253,419,486	1,397,013	—	358,592,622	—	—	1,328,080,110
Loan fund expense	—	—	—	(771,091)	—	—	—	—	3,258,798	2,487,707
	1,832,509,450	620,724,480	60,886,146	759,896,683	92,259,266	236,652,358	502,057,442	204,527,031	8,996,935	4,318,509,791
Elimination entries	—	—	—	(54,617,201)	—	(38,211,127)	—	—	—	(92,828,328)
Total operating expenses	<u>\$ 1,832,509,450</u>	<u>620,724,480</u>	<u>60,886,146</u>	<u>705,279,482</u>	<u>92,259,266</u>	<u>198,441,231</u>	<u>502,057,442</u>	<u>204,527,031</u>	<u>8,996,935</u>	<u>4,225,681,463</u>

STATE OF MISSISSIPPI INSTITUTIONS OF HIGHER LEARNING
NOTES TO FINANCIAL STATEMENTS
June 30, 2023

Note 12

Leases

(a) Lessee

The IHL System leases equipment, land, as well as certain operating and office facilities for various terms under long-term, non-cancelable lease agreements. The leases expire at various dates through 2109 and provide for renewal options ranging from 1 year to ten years.

Certain land leases provide for increases in future minimum annual rental payments based on defined increases in the Consumer Price Index, subject to certain minimum increases.

Some leases require variable payments based on usage of the underlying asset and are not included in the measurement of the lease liability. Those variable payments are recognized as outflows of resources in the periods in which the obligation for those payments is incurred. During the year ended June 30, 2023, the system made variable payments as required by lease agreements totaling \$13,514.

In 2014, Mississippi State University entered into a lease-leaseback arrangement. Under the arrangement, the university leased an office building to a private party. This arrangement was terminated in 2023.

Total future minimum lease payments under lease agreements are as follows:

Year ending June 30,	Principal	Interest
2024	\$ 18,693,817	2,534,155
2025	16,071,156	2,099,436
2026	13,090,011	1,743,261
2027	11,137,709	1,448,447
2028	9,049,330	1,203,114
2029 - 2033	32,409,350	3,272,217
2034 - 2038	6,203,882	1,090,144
2039 - 2043	2,792,055	519,816
2044 - 2048	772,399	291,098
2049 - 2053	975,357	193,013
Thereafter	1,199,833	130,888
Total minimum lease payments	<u>\$ 112,394,899</u>	<u>14,525,589</u>

(b) Lessor

The System, acting as lessor, leases buildings, land, and other various equipment under long-term, non-cancelable lease agreements. The leases expire at various dates through 2109 and provide for renewal options ranging from 5 years to 10 years. During the year ended June 30, 2023, the system recognized \$3,203,657 and \$683,559 in lease revenue and interest revenue, respectively, pursuant to these contracts.

Certain land and building leases provide for increases in future minimum annual rental payments based on defined increases in the Consumer Price Index, subject to certain minimum increases.

Some leases require variable payments based on future performance of the lessee or usage of the underlying asset and are not included in the measurement of the lease receivable. Those variable payments are recognized as inflows of resources in the periods in which the payments are received. During the year ended June 30, 2023, the system received variable payments as required by lease agreements totaling \$0.

Total future minimum lease payments to be received under lease agreements are as follows:

STATE OF MISSISSIPPI INSTITUTIONS OF HIGHER LEARNING
NOTES TO FINANCIAL STATEMENTS
June 30, 2023

Year ending June 30,	Principal	Interest
2024	\$ 2,106,790	606,727
2025	1,691,277	565,770
2026	1,717,780	526,076
2027	1,474,057	488,486
2028	1,358,971	457,791
2029 - 2033	6,789,281	1,819,473
2034 - 2038	5,994,799	1,047,491
2039 - 2043	3,872,895	539,461
2044 - 2048	1,511,193	197,922
2049 - 2053	433,121	109,530
Thereafter	714,891	363,617
Total minimum lease payments	<u>\$ 27,665,055</u>	<u>6,722,346</u>

Note 13

Subscription-Based Information Technology Arrangements (SBITAs)

The IHL System has software subscriptions from external parties for various terms under long-term, noncancelable arrangements. The subscriptions expire at various dates through 2033 and some provide for renewal options ranging from one year to five years. Subscription payments are made monthly and annually ranging from \$1,400 - \$490,000, with an estimated incremental borrowing rate of 3.25%. In accordance with GASB Statement No. 96, the IHL System records right-to-use assets and subscription liabilities based on the present value of expected payments over the subscription term of the respective software.

Future commitments for software subscriptions having remaining terms in excess of one year as of June 30, 2023 are as follows:

Year ending June 30,	Subscription obligations payable	Interest
2024	\$ 17,501,859	1,216,199
2025	11,955,320	687,761
2026	7,025,015	337,907
2027	4,094,731	144,079
2028	1,964,162	23,964
2029 - 2033	56,883	1,866
Total remaining subscription commitments	<u>\$ 42,597,970</u>	<u>2,411,776</u>

Note 14

Public-Private and Public-Public Partnerships

On February 27, 2018, Mississippi State University entered into a public-private partnership with EdR College View MS LLC, in which it was agreed that EdR would develop a mixed-used collegiate housing project to be known as "College View" located on land owned by the University. The initial term of the agreement is 40 years with options to renew. During this term, EdR is responsible for all construction and upkeep of all portions of the premises. EdR constructed the complex and began operations in the fall semester of 2019. EdR agreed to pay the university 5% of the gross revenue for each fiscal year. Those payments are recognized when received rather

STATE OF MISSISSIPPI INSTITUTIONS OF HIGHER LEARNING
NOTES TO FINANCIAL STATEMENTS
June 30, 2023

than as a receivable due to their variable nature. The university has recognized a receivable and a deferred inflow of resources (\$4.6 million) for the value of the complex, which is the estimated carrying value of the asset to be transferred to the university at the end of the contract term, adjusted for inflation.

Note 15
Construction Commitments and Financing

The IHL System has contracted for various construction projects as of June 30, 2023. Estimated costs to complete the various projects and the sources of anticipated funding are presented below:

	Remaining estimated cost to complete	Source of Funding			
		Federal	State	Institutional	Other
Alcorn State University	\$ 17,252,285	—	17,252,285	—	—
Delta State University	9,012,486	—	9,012,486	—	—
Jackson State University	31,731,833	—	31,731,833	—	—
Mississippi State University	229,671,613	33,284,092	69,395,453	107,155,625	19,836,443
Mississippi University for Women	4,814,641	2,297,656	1,670,649	846,336	—
Mississippi Valley State University	35,597,964	—	35,597,964	—	—
University of Mississippi	150,348,000	—	77,350,000	47,850,000	25,148,000
University of Southern Mississippi	72,302,944	14,867,979	38,264,042	19,170,923	—
University of Mississippi Medical Center	261,201,700	71,022,960	27,542,367	50,535,591	112,100,782
Totals	<u>\$ 811,933,466</u>	<u>121,472,687</u>	<u>307,817,079</u>	<u>225,558,475</u>	<u>157,085,225</u>

Note 16
Donor Restricted Endowments

The net appreciation on investments of donor-restricted endowments that is available for authorization for expenditure approximated \$51.1 million as of June 30, 2023. These amounts are included in the accompanying statement of net position in "net position – expendable for other purposes," and "net position – expendable for scholarships and fellowships." The endowment investments totaled \$370.5 million at June 30, 2023.

Most endowments operate on the total-return concept as permitted by the Uniform Prudent Management of Institutional Funds Act (UPMIFA) (Sections 79-11-701 through 79-11-719, MS Code, Ann. 1972) of 2006. The annual rate for spendable transfers distributed annually, is 4% of the investment pool's average unit value over the 36-month period.

Note 17
Employee Benefits – Pension Plans

The IHL System participates in the following separately administered plans maintained by Public Employees' Retirement System of Mississippi (PERS):

Plan type	Plan name
Multiple-employer, defined benefit	PERS Defined Benefit Plan
Multiple-employer, defined contribution	Optional Retirement Plan (ORP) Defined Contribution Plan

STATE OF MISSISSIPPI INSTITUTIONS OF HIGHER LEARNING
NOTES TO FINANCIAL STATEMENTS
June 30, 2023

The employees of the IHL System are covered by one of the pension plans outlined above (collectively, the Plans). The Plans do not provide for measurements of assets and pension benefit obligations for individual entities. The measurement date of the Plans is June 30, 2022 for fiscal year 2023.

The funding methods and determination of benefits payable were established by the legislative acts creating such plans, as amended, and in general, provide that the funds are to be accumulated from employee contributions, participating entity contributions and income from the investment of accumulated funds. The plans are administered by separate boards of trustees.

Information included within this note is based on the certification provided by consulting actuary, Cavanaugh Macdonald Consulting, LLC.

A stand-alone audited financial report is issued for the Plans and is available at www.pers.ms.gov.

Disclosures under GASB Statement No. 68

The pension disclosures that follow for fiscal year 2023 include all disclosures for GASB Statement No. 68 using the latest valuation report available (June 30, 2021). For fiscal year 2023, the measurement date for the PERS defined benefit plan is June 30, 2022. The IHL System is presenting net pension liability as of June 30, 2022 for the fiscal year 2023 financials.

(a) PERS Defined Benefit Plan

Plan Description

The PERS of Mississippi was created with the purpose to provide pension benefits for all state and public education employees, sworn officers of the Mississippi Highway Safety Patrol, other public employees whose employers have elected to participate in PERS, elected members of the State Legislature and the President of the Senate. PERS administers a cost-sharing, multiple-employer defined benefit pension plan. PERS is administered by a 10-member Board of Trustees that includes the State Treasurer; one gubernatorial appointee who is a member of PERS; two state employees; two PERS retirees; and one representative each from public schools and community colleges, state universities, municipalities and counties. With the exception of the State Treasurer and the gubernatorial appointee, all members are elected to staggered six-year terms by the constituents they represent.

Membership and Benefits Provided

Membership in PERS is a condition of employment granted upon hiring for qualifying employees and officials of the State of Mississippi (the State), state universities, community and junior colleges, and teachers and employees of the public school districts. Members and employers are statutorily required to contribute certain percentages of salaries and wages as specified by the Board of Trustees. A member who terminates employment from all covered employers and who is not eligible to receive monthly retirement benefits may request a full refund of his or her accumulated member contributions plus interest. Upon withdrawal of contributions, a member forfeits service credit represented by those contributions.

Participating members who are vested and retire at or after age 60 or those who retire regardless of age with at least 30 years of creditable service (25 years of creditable service for employees who became members of PERS before July 1, 2011) are entitled, upon application, to an annual retirement allowance payable monthly for life in an amount equal to 2.0% of their average compensation for each year of creditable service up to and including 30 years (25 years for those who became members of PERS before July 1, 2011), plus 2.5% for each additional year of creditable service with an actuarial reduction in the benefit for each year of creditable service below 30 years or the number of years in age that the member is below 65, whichever is less. Average compensation is the average of the employee's earnings during the four highest compensated years of creditable service. A member may elect a reduced retirement allowance payable for life with the provision that, after death, a beneficiary receives benefits for life or for a specified

STATE OF MISSISSIPPI INSTITUTIONS OF HIGHER LEARNING
NOTES TO FINANCIAL STATEMENTS
June 30, 2023

number of years. Benefits vest upon completion of eight years of membership service (four years of membership service for those who became members of PERS before July 1, 2007). PERS also provides certain death and disability benefits. In the event of death prior to retirement of any member whose spouse and/or children are not entitled to a retirement allowance, the deceased member's accumulated contributions and interest are paid to the designated beneficiary.

A Cost-of-Living Adjustment (COLA) payment is made to eligible retirees and beneficiaries. The COLA is equal to 3.0% of the annual retirement allowance for each full fiscal year of retirement up to the year in which the retired member reaches age 60 (55 for those who became members of PERS before July 1, 2011), with 3.0% compounded for each fiscal year thereafter.

Contributions

Plan provisions and the Board of Trustees' authority to determine contribution rates are established by Miss. Code Ann. § 25-11-1 et seq., (1972, as amended) and may be amended only by the Mississippi Legislature.

Policies for PERS provide for employer and member contributions at actuarially determined rates that, expressed as percentages of annual covered payroll, are adequate to accumulate sufficient assets to pay benefits when due. PERS members were required to contribute 9.00% of their annual pay. The institution's contractually required contribution rate for the year ended June 30, 2023 was 17.40% for each year of annual payroll. Contributions from the IHL System are recognized when legally due based on statutory requirements.

Employer Contributions

The IHL System's contributions to PERS for the year ended June 30, 2023 was \$201.7 million. The IHL System's proportionate share was calculated on the basis of historical contributions. Employer allocation percentages are based on the ratio of each employer's actual contribution to the Plan's total actual contributions.

The following table provides the IHL System's contributions used in the determination of its proportionate share of collective pension amount reported:

Proportionate share of contributions	Allocation percentage of proportionate share of collective pension amount	Change in proportionate share of collective pension amount
\$ 187,963,561	15.69%	-0.15%

Net Pension Liability

The IHL System's proportion of the net pension liability at June 30, 2023 is as follows:

Proportionate share of net pension liability	Proportion of net pension liability
\$ 3,229,875,677	15.69%

STATE OF MISSISSIPPI INSTITUTIONS OF HIGHER LEARNING
NOTES TO FINANCIAL STATEMENTS
June 30, 2023

Pension Expense and Deferred Outflows of Resources and Deferred Inflows of Resources Related to Pensions

Annual changes to the net pension liability resulting from differences between expected and actual experience with regard to economic and demographic factors and from changes of assumptions about future economic or demographic factors or other inputs are deferred and amortized over the average of the expected remaining service life of active and inactive members. For the year ended June 30, 2023, the remaining service life was 3.73 years. Differences between projected and actual earnings on pension plan investments are amortized over a closed period of 5 years. The first year of amortization is recognized as pension expense with the remaining years shown as a deferred outflow of resources. The deferred outflow of resources reported by an employer includes contributions made by the employer during its fiscal year that will be reflected in the net pension liability in the next measurement period.

The IHL System's proportionate share of the collective pension expense for the year ended June 30, 2023 is equal to the collective pension expense multiplied by the employer's allocation percentage, or \$290.6 million. Since certain expense items are amortized over closed periods each year, the deferred portions of these items must be tracked annually. If the amounts serve to reduce pension expense they are labeled deferred inflows. If they increase pension expense they are labeled deferred outflows. After amortization of these deferred amounts, the IHL System's net pension expense at June 30, 2023 was \$72.5 million.

The table below provides a summary of the deferred outflows and inflows of resources related to pensions:

STATE OF MISSISSIPPI INSTITUTIONS OF HIGHER LEARNING
NOTES TO FINANCIAL STATEMENTS
June 30, 2023

	Deferred outflows					Deferred inflows		
	Differences between expected and actual experience	Changes of assumptions	Changes in proportion and differences between employer contributions and proportionate share of contributions	Contributions subsequent to the measurement date	Net difference between projected and actual investment earnings on pension plan investment	Total deferred outflows of resources	Changes in proportion and differences between employer contributions and proportionate share of contributions	Total deferred inflows of resources
Alcorn State University	\$ 1,015,163	2,479,683	—	4,249,407	3,765,813	11,510,066	7,711,340	7,711,340
Delta State University	796,327	1,945,145	746,476	3,441,325	2,954,028	9,883,301	—	—
Jackson State University	2,004,613	4,896,558	75,839	8,449,058	7,436,242	22,862,310	—	—
Mississippi State University	9,507,173	23,222,652	4,483,823	42,179,640	35,267,484	114,660,772	—	—
Mississippi University for Women	674,281	1,647,028	665,181	2,960,187	2,501,289	8,447,966	—	—
Mississippi Valley State University	644,017	1,573,105	—	2,674,807	2,389,023	7,280,952	2,685,139	2,685,139
University of Mississippi	5,604,619	13,690,096	1,671,103	25,581,184	20,790,703	67,337,705	—	—
University of Southern Mississippi	3,751,823	9,164,373	—	16,033,951	13,917,635	42,867,782	2,438,876	2,438,876
University of Mississippi Medical Center	21,412,561	52,303,293	—	92,705,250	79,431,306	245,852,410	41,056,626	41,056,626
Executive Office	295,998	723,018	—	1,288,072	1,098,025	3,405,113	223,305	223,305
MCVS	26,218	64,041	—	112,921	97,256	300,436	100,368	100,368
Total	<u>\$ 45,732,793</u>	<u>111,708,992</u>	<u>7,642,422</u>	<u>199,675,802</u>	<u>169,648,804</u>	<u>534,408,813</u>	<u>54,215,654</u>	<u>54,215,654</u>

Contributions subsequent to the measurement date of \$199.7 million reported as deferred outflows of resources will be recognized as a reduction of the net pension liability in the year ended June 30, 2024.

STATE OF MISSISSIPPI INSTITUTIONS OF HIGHER LEARNING
NOTES TO FINANCIAL STATEMENTS
June 30, 2023

Other amounts reported as deferred outflows of resources related to pensions will be recognized as pension expense as follows:

	Deferred outflows of resources, Year Ended June 30				
	2024	2025	2026	2027	Total
Alcorn State University	\$ 2,273,303	1,674,779	(577,834)	3,890,411	7,260,659
Delta State University	1,881,101	1,737,890	(228,782)	3,051,767	6,441,976
Jackson State University	3,620,341	3,669,522	(558,893)	7,682,282	14,413,252
Mississippi State University	24,725,504	17,266,423	(5,945,155)	36,434,360	72,481,132
Mississippi University for Women	1,815,620	1,311,248	(223,136)	2,584,047	5,487,779
Mississippi Valley State University	1,442,178	1,062,476	(366,576)	2,468,067	4,606,145
University of Mississippi	12,551,420	9,845,765	(2,119,258)	21,478,594	41,756,521
University of Southern Mississippi	8,401,638	6,189,622	(2,135,549)	14,378,120	26,833,831
University of Mississippi Medical Center	47,950,178	35,325,672	(12,188,096)	82,059,406	153,147,160
Executive Office	662,843	488,327	(168,483)	1,134,354	2,117,041
MCVS	58,711	43,253	(14,923)	100,474	187,515
Total	<u>\$ 105,382,837</u>	<u>78,614,977</u>	<u>(24,526,685)</u>	<u>175,261,882</u>	<u>334,733,011</u>

	Deferred inflows of resources, Year Ended June 30				
	2024	2025	2026	Total	
Alcorn State University	\$ 3,710,500	3,060,222	940,618	7,711,340	
Delta State University	—	—	—	—	
Jackson State University	—	—	—	—	
Mississippi State University	—	—	—	—	
Mississippi University for Women	—	—	—	—	
Mississippi Valley State University	1,357,063	1,097,162	230,914	2,685,139	
University of Mississippi	—	—	—	—	
University of Southern Mississippi	1,194,936	895,602	348,338	2,438,876	
University of Mississippi Medical Center	18,359,029	17,244,391	5,453,206	41,056,626	
Executive Office	193,650	99,178	(69,523)	223,305	
MCVS	45,293	41,894	13,181	100,368	
Total	<u>\$ 24,860,471</u>	<u>22,438,449</u>	<u>6,916,734</u>	<u>54,215,654</u>	

Actuarial Methods and Assumptions

Actuarial valuations involve estimates of the reported amounts and assumptions about the probability of occurrence of events far into the future. Examples include assumptions about future employment, mortality and future salary increases. Amounts determined during the valuation process are subject to continual revision as actual results are compared with past expectations, and new estimates are made about the future. Mississippi state statute requires that an actuarial experience study be completed at least once in each five-year period.

STATE OF MISSISSIPPI INSTITUTIONS OF HIGHER LEARNING
NOTES TO FINANCIAL STATEMENTS
June 30, 2023

The actuarial assumptions used in the June 30, 2021 valuation were based on the results of an actuarial experience study for the four-year period ending June 30, 2020.

The following table provides a summary of the actuarial methods and assumptions used to determine the contribution rate reported for PERS for the year ended June 30, 2023:

Valuation date	June 30, 2021
Measurement date	June 30, 2022
Asset valuation method	Market value
Actuarial assumptions:	
Inflation rate	2.40 %
Salary increases	2.65
Investment rate of return	7.55

Mortality

Mortality rates were based on the PubS. H-2010(B) Retiree Table with the following adjustments: For males, 95% of male rates up to age 60, 110% for ages 61 to 75 and 101% for ages above 77. For females, 84% of female rates up to age 72 and 100% for ages above 76. Mortality rates will be projected generationally using the MP-2020 projection scale to account for future improvements in life expectancy.

Long-Term Expected Rate of Return

The long-term expected rate of return on pension plan investments was determined using a log-normal distribution analysis in which best-estimate ranges of expected future real rates of return (expected nominal returns, net of pension plan investment expense and the assumed rate of inflation) are developed for each major asset class. These ranges are combined to produce the long-term expected rate of return by weighting the expected future real rates of return by the target asset allocation percentage and by adding expected inflation. The target asset allocation and best estimates of arithmetic real rates of return for each major asset class as of June 30, 2023 are summarized in the following table:

Asset class	Target allocation	Long-term expected real rate of return
Domestic Equity	25.00 %	4.60 %
International equity	20.00	4.50
Global Equity	12.00	4.85
Debt Securities	18.00	1.40
Real Estate	10.00	3.65
Private Equity	10.00	6.00
Private Infrastructure	2.00	4.00
Private Credit	2.00	4.00
Cash Equivalents	1.00	(0.10)
	<u>100.00</u>	

Discount Rate

For the year ended June 30, 2023, the discount rate used to measure the total pension liability was 7.55%. The projection of cash flows used to determine the discount rate assumed that plan member contributions will be made at the current contribution rate (9.00%) and that employer contributions will be made at the current employer contribution rate (17.40%) for the year ended June 30, 2023. Based on those assumptions, the pension

STATE OF MISSISSIPPI INSTITUTIONS OF HIGHER LEARNING
NOTES TO FINANCIAL STATEMENTS
June 30, 2023

plan's fiduciary net position was projected to be available to make all projected future benefit payments of current plan members. Therefore, the long-term expected rate of return on pension plan investments was applied to all periods of projected benefit payments to determine the total pension liability.

Sensitivity of Net Pension Liability to Changes in the Discount Rate

The following table presents the IHL System's proportionate share of the net pension liability of the cost-sharing plan for 2023, calculated using the discount rate of 7.55%, as well as what the IHL System's net pension liability would be if it were calculated using a discount rate that is 1-percentage-point lower (6.55%) or 1-percentage-point higher (8.55%) than the current rate:

Discount Rate Sensitivity		
1% Decrease (6.55%)	Current discount rate (7.55%)	1% Increase (8.55%)
\$ 4,215,317,610	\$ 3,229,875,677	\$ 2,417,428,914

(b) PERS Defined Contribution Plan, the Optional Retirement Plan

The Optional Retirement Plan (ORP) was established by the Mississippi Legislature in 1990 to help attract qualified and talented institutions of higher learning teaching and administrative faculty in Mississippi. This alternative plan is structured to be portable and transferable to accommodate teaching and administrative faculty who move from one state to another throughout their careers. The membership of the ORP is composed of teachers and administrators appointed or employed on or after July 1, 1990, who elect to participate in ORP and reject membership in PERS. The ORP provides funds at retirement for employees, and in the event of death, the ORP provides funds for their beneficiaries through an arrangement by which contributions are made to this plan. The current contribution rate of both the employee and the IHL System are identical to that of the PERS defined benefit plan. An employee is automatically a member of PERS unless the employee elects ORP within 30 days of initial employment in an ORP-eligible position. Once made, the decision is irrevocable.

The ORP uses the accrual basis of accounting. Investments are reported at fair value, based on quoted market prices. Employees immediately vest in plan contributions upon entering the plan. The IHL System's contributions to the ORP for the year ended June 30, 2023 was \$81.7 million, which equaled its required contribution for the period.

Note 18

Postemployment Health Care and Life Insurance Benefits

Plan Description

In addition to providing pension benefits, the IHL System provides other postemployment benefits (OPEB) such as health care and life insurance benefits to all eligible retirees and dependents. The State and School Employees' Life and Health Insurance Plan (the Plan) is self-insured and financed through premiums collected from employers, employees, retirees and COBRA participants. The Plan was established by Section 25-15-3 et seq., Mississippi Code Ann. (1972) and may be amended only by the State Legislature. The State and School Employees' Health Insurance Management Board (the Board) administers the Plan.

The 14-member board is comprised of the Chairman of the Workers' Compensation Commission; the State Personnel Director; the Commissioner of Insurance; the Commissioner of Higher Education; the State Superintendent of Public Education; the Executive Director of the Department of Finance and Administration; the Executive Director of the Mississippi Community College Board; the Executive Director of the Public Employees' Retirement System; two appointees of the Governor; the Chairman of the Senate Insurance Committee, or his or her designee; the Chairman of the House of Representatives Insurance Committee, or his

STATE OF MISSISSIPPI INSTITUTIONS OF HIGHER LEARNING
NOTES TO FINANCIAL STATEMENTS
June 30, 2023

or her designee; the Chairman of the Senate Appropriations Committee, or his or her designee; and the Chairman of the House of Representatives' Appropriations Committee, or his or her designee. The Board has a fiduciary responsibility to manage the funds of the Plan. The Plan maintains a budget approved by the Board.

Membership and Benefits Provided

The Plan provides for Other Postemployment Benefits (OPEB) as a multiple-employer defined benefit OPEB plan for units of state government, political subdivisions, community colleges and school districts. A trust was created June 28, 2018 for the OPEB Plan and, the Plan is considered a cost-sharing multiple-employer defined benefit OPEB plan. Benefits of the OPEB Plan consist of an implicit rate subsidy, which is essentially the difference between claims cost and premiums received for retirees.

Contributions

Employees' premiums are funded primarily by their employers. Retirees must pay their own premiums, as do active employees for spouse and dependent medical coverage. The Board has the sole authority for setting life and health insurance premiums for the Plan. Per Section 12-15-15 (10) Mississippi Code Ann. (1972), a retired employee electing to purchase retiree life and health insurance will have the full cost of such insurance premium deducted monthly from his or her state retirement plan check or direct billed for the cost of the premium if the retirement check is insufficient to pay for the premium. If the Board determines actuarially that the premium paid by the participating retirees adversely affects the overall cost of the Plan to the State, then the Board may impose a premium surcharge, not to exceed 15%, upon such participating retired employees who are under the age for Medicare eligibility and who are initially employed before January 1, 2006. For participating retired employees who are under the age for Medicare eligibility and who are initially employed on or after January 1, 2006, the Board may impose a premium surcharge in an amount the Board determines actuarially to cover the full cost of insurance.

Pursuant to the authority granted by Mississippi Statute, the Board has the authority to establish and change premium rates for the participants, employers and other contributing entities. An outside consulting actuary advises the Board regarding changes in premium rates. If premium rates are changed, they generally become effective at the beginning of the next calendar year or next fiscal year.

Plan participants are not subject to supplemental assessment in the event of a premium deficiency. At the time of premium payment, the risk of loss due to incurred benefit costs is transferred from the participant to the Plan. If the assets of the Plan were to be exhausted, participants would not be responsible for the Plan's liabilities.

Information included within this note is based on the certification provided by consulting actuary, Cavanaugh Macdonald Consulting, LLC.

The audited financial report for the Plan can be found at knowyourbenefits.dfa.ms.gov.

At June 30, 2022, the Plan provided health coverage to 325 employer units.

Disclosures under GASB Statement No. 75

The disclosures that follow for fiscal year 2023 include all disclosures for GASB Statement No. 75 using the latest valuation report available (June 30, 2022). For fiscal year 2023, the measurement date for the State and School Employees' Life and Health Insurance Plan is June 30, 2022. The IHL System is presenting net OPEB liability as of June 30, 2022 for the fiscal year 2023 financials.

STATE OF MISSISSIPPI INSTITUTIONS OF HIGHER LEARNING
NOTES TO FINANCIAL STATEMENTS
June 30, 2023

Proportionate Share Allocation Methodology

The basis for an employer's proportion is determined by comparing the employer's average monthly employees participating in the Plan with the total average employees participating in the plan in the fiscal year of all employers. This allocation was utilized because the level of premiums contributed by each employer is the same for any employee regardless of plan participation elections made by an employee.

OPEB Liability, OPEB Expense, and Deferred Outflows of Resources and Deferred Inflows of Resources Related to OPEB

At June 30, 2023, the IHL System reported a liability of \$90.1 million for its proportionate share of the net OPEB liability (NOL). For fiscal year ending June 30, 2023, the NOL was measured as of June 30, 2022, and the total OPEB liability used to calculate the net OPEB liability was determined by an actuarial valuation as of that date. At June 30, 2023, the IHL System's proportion was 18.29%.

For the year ended June 30, 2023, the IHL System recognized OPEB expense of (\$12.3) million.

See the following table for deferred outflows and inflows of resources related to OPEB from the following sources:

STATE OF MISSISSIPPI INSTITUTIONS OF HIGHER LEARNING
NOTES TO FINANCIAL STATEMENTS
June 30, 2023

	Deferred outflows						Deferred inflows			
	Differences between expected and actual experience	Net difference between projected and actual earnings on OPEB Plan investments	Changes of assumptions	Changes in proportion and differences between employer OPEB benefit payments and proportionate share of OPEB benefit payments	Implicit rate subsidy	Total deferred outflows of resources	Changes of assumptions	Differences between expected and actual experience	Changes in proportion and differences between employer OPEB benefit payments and proportionate share of OPEB benefit payments	Total deferred inflows of resources
Alcorn State University	\$ 1,947	162	366,710	4,875	110,785	484,479	217,691	1,018,643	504,120	1,740,454
Delta State University	1,713	143	322,624	95,555	97,965	518,000	191,520	896,182	53,810	1,141,512
Jackson State University	3,403	284	640,970	115,955	197,551	958,163	380,501	1,780,480	570,355	2,731,336
Mississippi State University	17,015	1,418	3,204,612	1,561,938	1,041,262	5,826,245	1,902,365	8,901,741	49,684	10,853,790
Mississippi University for Women	1,319	110	248,355	123,402	81,185	454,371	147,432	689,878	9,470	846,780
Mississippi Valley State University	1,333	111	251,088	2,683	77,791	333,006	149,054	697,470	385,033	1,231,557
University of Mississippi	10,933	911	2,059,089	634,356	682,510	3,387,799	1,222,345	5,719,718	121,327	7,063,390
University of Southern Mississippi	7,387	616	1,391,264	187,786	444,047	2,031,100	825,901	3,864,639	76,173	4,766,713
University of Mississippi Medical Center	29,179	2,434	5,497,199	1,475,087	1,763,976	8,767,875	3,263,334	15,270,069	3,587,791	22,121,194
Executive Office	366	30	68,922	34,811	21,795	125,924	40,914	191,450	27,984	260,348
Total	<u>\$ 74,595</u>	<u>6,219</u>	<u>14,050,833</u>	<u>4,236,448</u>	<u>4,518,867</u>	<u>22,886,962</u>	<u>8,341,057</u>	<u>39,030,270</u>	<u>5,385,747</u>	<u>52,757,074</u>

\$4.5 million reported as deferred outflows of resources related to OPEB resulting from the System's implicit rate subsidy will be recognized as a reduction of the NOL in the year ending June 30, 2024.

STATE OF MISSISSIPPI INSTITUTIONS OF HIGHER LEARNING
NOTES TO FINANCIAL STATEMENTS
June 30, 2023

Deferred outflows of resources and deferred inflows of resources are calculated at the plan level and are allocated to employers based on their proportionate share. Changes in employer proportion, an employer specific deferral, is amortized over the average remaining service lives of all plan participants, including retirees, determined as of the beginning of the respective measurement period. The average remaining service life determined as of the beginning of the June 30, 2022 measurement period was 6.4 years. Employers are required to recognize pension expense based on their proportionate share of collective OPEB expense plus amortization of employer specific deferrals.

Other amounts reported as deferred outflows of resources and deferred inflows of resources related to OPEB will be recognized in OPEB expense as follows:

Deferred outflows (inflows) of resources year ended June 30							
	2024	2025	2026	2027	2028	Thereafter	Total
Alcorn State University	\$ (347,959)	(312,116)	(315,291)	(247,653)	(102,672)	(41,069)	(1,366,760)
Delta State University	(171,073)	(156,702)	(178,255)	(124,173)	(65,194)	(26,080)	(721,477)
Jackson State University	(620,688)	(486,899)	(433,483)	(257,472)	(122,983)	(49,199)	(1,970,724)
Mississippi State University	(1,472,886)	(1,134,451)	(1,342,126)	(1,134,500)	(703,435)	(281,409)	(6,068,807)
Mississippi University for Women	(110,418)	(94,991)	(109,704)	(91,187)	(48,064)	(19,230)	(473,594)
Mississippi Valley State University	(247,300)	(221,437)	(225,825)	(166,192)	(82,560)	(33,028)	(976,342)
University of Mississippi	(939,218)	(885,707)	(1,057,736)	(872,781)	(430,455)	(172,204)	(4,358,101)
University of Southern Mississippi	(754,789)	(679,619)	(756,464)	(577,155)	(294,014)	(117,619)	(3,179,660)
University of Mississippi Medical Center	(3,430,545)	(2,935,328)	(3,432,875)	(3,081,316)	(1,598,000)	(639,231)	(15,117,295)
Executive Office	(44,843)	(35,246)	(38,317)	(23,742)	(10,051)	(4,020)	(156,219)
Total	<u>\$ (8,139,719)</u>	<u>(6,942,496)</u>	<u>(7,890,076)</u>	<u>(6,576,171)</u>	<u>(3,457,428)</u>	<u>(1,383,089)</u>	<u>(34,388,979)</u>

Actuarial Methods and Assumptions

The following table provides a summary of the actuarial methods and assumptions used to determine the discount rate reported for OPEB for the year ended June 30, 2023:

Valuation date	June 30, 2022
Measurement date	June 30, 2022
Actuarial assumptions:	
Cost method	Entry age normal
Inflation rate	2.40 %
Long-term expected rate of return	4.50 %
Discount rate	3.37 %
Projected cash flows	N/A
Projected salary increases	2.65% - 17.90%
Healthcare cost trend rates	7.00% decreasing to 4.50% by 2029

Actuarial valuations of an ongoing plan involve estimates of the value of projected benefits and assumptions about the probability of events far into the future. Actuarially determined amounts are subject to continual revision, as actual results are compared to past expectations and new estimates are made about the future.

STATE OF MISSISSIPPI INSTITUTIONS OF HIGHER LEARNING
NOTES TO FINANCIAL STATEMENTS
June 30, 2023

Mortality

Mortality rates for service retirees were based on the PubS H-2010(B) Retiree Table with the following adjustments: For males, 95% of male rates up to age 60, 110% for ages 61 to 75 and 101% for ages above 77, and for females, 84% of female rates up to age 72 and 100% for ages above 76. Mortality rates for disability retirees were based on the PubG.H-2010 Disabled Table adjusted 134% for males and 121% for females. Mortality rates for Contingent Annuitants were based on the PubS.H-2010(B) Contingent Annuitant Table, adjusted 97% for males and 110% for females. Mortality rates will be projected generationally using the MP-2020 projection scale to account for future improvements in life expectancy.

Discount Rate

For the year ended June 30, 2023 the discount rate used to measure the total OPEB liability was 3.37%. The discount rate is based on an average of the Bond Buyer General Obligation 20-year Municipal Bond Index Rates during the month of June published at the end of each week by the Bond Buyer.

Long-term Expected Rate of Return

At June 30, 2023, the long-term expected rate of return, net of OPEB plan investment expense, including inflation was 4.50%.

Sensitivity of Net OPEB Liability to Changes in the Discount Rate

The following table presents the IHL System's proportionate share of the NOL for 2023, calculated using the discount rate of 3.37%, as well as what the IHL System's NOL would be if it were calculated using a discount rate that is 1-percentage-point lower or 1-percentage-point higher than the current rate:

Discount Rate Sensitivity		
1% Decrease (2.37%)	Current discount rate (3.37%)	1% Increase (4.37%)
\$ 99,244,144	\$ 90,089,029	\$ 82,224,865

Sensitivity of Net OPEB Liability to Changes in the Health Care Cost Trend Rates

The following table presents the NOL of the IHL System, calculated using the health care cost trend rates, as well as what the IHL System's NOL would be if it were calculated using a health care cost trend rate that is 1-percentage-point lower or 1-percentage-point higher than the current rate:

Health Care Cost Trend Rates Sensitivity		
1% Decrease	Current discount rate	1% Increase
\$ 83,821,360	\$ 90,089,029	\$ 97,142,425

STATE OF MISSISSIPPI INSTITUTIONS OF HIGHER LEARNING
NOTES TO FINANCIAL STATEMENTS
June 30, 2023

Non-cash Impact on Fringe Benefits Expense

For the year ended June 30, 2023, the non-cash impact of GASB Statement No. 68 on fringe benefits revenue was \$72.5 million. For the year ended June 30, 2023, the non-cash impact of GASB Statement No. 75 on fringe benefits revenue was \$(16.7) million.

	Total fringe benefits expense	Non-cash change in net pension liability and related deferred inflows and outflows due to GASB 68	Non-cash change in net OPEB liability and related deferred inflows and outflows due to GASB 75	Fringe benefits expense excluding non- cash impact of GASB 68 and 75
Alcorn State University	\$ 7,260,055	2,534,290	562,620	10,356,965
Delta State University	11,047,854	(1,641,779)	359,796	9,765,871
Jackson State University	21,385,826	(714,954)	1,008,186	21,679,058
Mississippi State University	169,272,508	(23,643,860)	3,453,118	149,081,766
Mississippi University for Women	9,026,096	(1,351,701)	262,361	7,936,756
Mississippi Valley State University	6,272,160	182,596	396,499	6,851,255
University of Mississippi	86,285,565	(8,355,535)	2,188,005	80,118,035
University of Southern Mississippi	60,808,567	(4,972,488)	1,586,047	57,422,126
University of Mississippi Medical Center	246,509,587	(34,259,384)	6,772,164	219,022,367
Executive Office	2,643,796	(313,140)	87,432	2,418,088
MCVS	212,466	(6,466)	—	206,000
Totals	<u>\$ 620,724,480</u>	<u>(72,542,421)</u>	<u>16,676,228</u>	<u>564,858,287</u>

Note 19

Self-Insured Workers' Compensation Fund

The IHL System participates in the State Institutions of Higher Learning Self-Insured Workers' Compensation Fund (the WC Fund). The WC Fund provides a mechanism for the institutions to fund and budget for the costs of providing worker compensation benefits to eligible employees. The WC Fund does not pay benefits directly to employees. Funds are set aside in trust, and a third-party administrator is utilized to distribute the benefits to eligible employees. Total assets and liabilities of the WC Fund approximated \$34.7 million and \$16.4 million at June 30, 2023, and \$33.3 million and \$17.5 million at June 30, 2022, and are included in the statement of net position.

A professionally licensed actuarial firm was contracted to establish a liability for both reported and unreported insured events, which includes estimates of future payments of losses. The difference between the assets and liabilities of the fund is not expected to impact the WC Fund's ability to pay claims.

In order to minimize the amount of risk and in accordance with self-insurance general practices, the WC Fund purchases excess loss insurance to cover risks exceeding \$1,000,000 per occurrence. Excess loss insurance premiums for the years ended June 30, 2023 and 2022 were approximately \$359,000 and \$363,000, respectively. Excess loss insurance does not discharge the WC Fund from its primary liability to cover the IHL System's claims. Consequently, failure of the insurer to honor its obligation could result in losses to the WC Fund.

STATE OF MISSISSIPPI INSTITUTIONS OF HIGHER LEARNING
NOTES TO FINANCIAL STATEMENTS
June 30, 2023

The following represents changes in the unpaid claim liabilities for the WC Fund for the years ended June 30, 2023 and 2022 (in thousands):

	<u>2023</u>	<u>2022</u>
Unpaid claim liability at beginning of year	\$ 17,385	\$ 17,277
Incurred claims:		
Insured events of the current	5,500	7,054
Decrease in provisions for		
insured events of prior years	<u>(2,085)</u>	<u>(2,878)</u>
Total incurred claims	<u>3,415</u>	<u>4,176</u>
Payments:		
Attributable to insured events of the current year	1,235	1,510
Attributable to insured events of the prior year	<u>3,262</u>	<u>2,558</u>
Total payments	<u>4,497</u>	<u>4,068</u>
Unpaid claim liability at end of year	<u>\$ 16,303</u>	<u>\$ 17,385</u>

Claim liabilities are presented at their present value using a discount rate of 4.0% as of June 30, 2023, and 3.0% as of June 30, 2022. The discounts amounted to \$2,411,000 and \$1,919,000 at June 30, 2023 and 2022, respectively.

Note 20
Unemployment Trust Fund

The IHL System participates in a self-funded Unemployment Trust Fund (the Unemployment Fund). The Unemployment Fund exists to provide a mechanism for the IHL System to fund and budget for the costs of providing unemployment benefits to eligible former employees. The Unemployment Fund does not pay benefits directly to former employees. Rather, it reimburses the Mississippi Department of Employment Security Commission for benefits it pays directly to former IHL System employees. Total assets and liabilities of the Unemployment Fund approximated \$11.6 million and \$4.6 million at June 30, 2023, respectively, and \$10.9 million and \$4.5 million at June 30, 2022, respectively, and are included in the statement of net position.

A professionally licensed actuarial firm was contracted to perform an actuarial analysis of the Unemployment Fund as of June 30, 2023. The actuaries concluded that the fund's actual assets at June 30, 2023 exceeded the recommended minimum fund balance. The recommended fund balance at June 30, 2023 is \$4.5 million. Actual fund assets equaled \$11.6 million at June 30, 2023 and \$10.9 million at June 30, 2022. The fiscal year 2024 assessment level was set at \$1.5 million. Future assessments are recommended to be set at \$1.5 million for fiscal years 2025 through 2027. These facts will be considered by the IHL System when determining future funding rates.

Note 21
Tort Liability Fund and Other Contingencies

The IHL System participates in the State Institutions of Higher Learning Tort Liability Fund (the IHL Tort Fund). In accordance with Section 11-46-1, et seq., Mississippi Code Annotated (1972), the Mississippi Tort Claims Board has authorized the Board to establish a fund in order to self-insure a certain portion of its liability under the Mississippi Tort Claims Act and professional liability claims. The IHL Board established the IHL Tort Fund to provide self-insurance.

Effective July 1, 1993, Mississippi statute permitted tort claims to be filed against public institutions. A maximum limit of liability of \$500,000 per occurrence is currently permissible.

A professionally licensed actuarial firm was contracted to perform an actuarial analysis of the IHL Tort Fund as of June 30, 2023. Total assets and liabilities related to this activity approximated \$15.2 million and \$8.1 million

STATE OF MISSISSIPPI INSTITUTIONS OF HIGHER LEARNING
NOTES TO FINANCIAL STATEMENTS
June 30, 2023

at June 30, 2023, respectively, and \$16.3 million and \$9.1 million at June 30, 2022, respectively, and are included in the statement of net position.

The following represents changes in the unpaid claim liabilities for the IHL Tort Fund during the years ended June 30, 2023 and 2022 (in thousands):

	<u>2023</u>	<u>2022</u>
Unpaid claim liability at beginning of year	\$ 8,953	\$ 10,000
Incurring claims:		
Insured events of the current	3,360	7,127
Decrease in provisions for		
insured events of prior years	<u>(1,782)</u>	<u>(4,855)</u>
Total incurred claims	<u>1,578</u>	<u>2,272</u>
Payments:		
Attributable to insured events of the current year	219	1,931
Attributable to insured events of the prior year	<u>2,348</u>	<u>1,388</u>
Total payments	<u>2,567</u>	<u>3,319</u>
Unpaid claim liability at end of year	<u><u>\$ 7,964</u></u>	<u><u>\$ 8,953</u></u>

Claim liabilities are presented at their present value using a discount rate of 4.0% as of June 30, 2023, and 3.0% as of June 30, 2022. The discounts amounted to \$936,000 and \$778,000 at June 30, 2023 and 2022, respectively.

In addition to claims covered by the IHL Tort Fund and the UMMC Tort Fund (described more fully below), the IHL System is defendant in various other legal matters occurring in the normal course of business activities. Management, with the advice of legal counsel, is of the opinion that the ultimate resolution of these matters will not have a material adverse impact on the IHL System's financial statements.

Note 22
UMMC Tort Claims Fund

The UMMC participates in the University of Mississippi Medical Center Tort Claims Fund (UMMC Tort Claims Fund). In accordance with Section 11-46-1, et seq., Mississippi Code Annotated (1972), the Mississippi Tort Claims Board has authorized the Board of Trustees of the IHL System to establish a fund to self-insure a certain portion of its liability under the Mississippi Tort Claims Act.

Effective July 1, 1993, Mississippi statute permitted tort claims to be filed against public institutions. A maximum limit of liability of \$500,000 per occurrence is currently permissible.

The Board of Trustees of Higher Learning has established a Medical Center Tort Claims fund to pay claims up to the maximum liability limits described above. Losses from professional and tort liability claims of the Medical Center are the responsibility of the Medical Center Tort Claims Fund.

Total assets and liabilities related to this activity approximated \$48.9 million and \$29.8 million at June 30, 2023, respectively, and \$48.6 million and \$31.4 million at June 30, 2022, respectively, and are included in the statement of net position.

A professionally licensed actuarial firm was contracted to perform an actuarial analysis to establish a liability for both reported and unreported insured events, which includes estimates of future payments of losses.

The following represents changes in the unpaid claim liabilities for the UMMC Tort Claims Fund for the years ended June 30, 2023 and 2022 (in thousands):

STATE OF MISSISSIPPI INSTITUTIONS OF HIGHER LEARNING
NOTES TO FINANCIAL STATEMENTS
June 30, 2023

	<u>2023</u>	<u>2022</u>
Unpaid claim liability at beginning of year	\$ 29,862	\$ 31,350
Incurring claims:		
Insured events of the current	5,485	6,845
Decrease in provisions for		
insured events of prior years	<u>(2,793)</u>	<u>(5,683)</u>
Total incurred claims	<u>2,692</u>	<u>1,162</u>
Payments:		
Attributable to insured events of the current year	26	26
Attributable to insured events of the prior year	<u>2,748</u>	<u>2,624</u>
Total payments	<u>2,774</u>	<u>2,650</u>
Unpaid claim liability at end of year	<u><u>\$ 29,780</u></u>	<u><u>\$ 29,862</u></u>

At June 30, 2023, unpaid claims of \$29.8 million are presented at their nominal value.

Note 23
Subsequent Event

In May 2023, the IHL Board approved the issuance of \$125 million MSUEBC bonds through the Mississippi State University Educational Building Corporation to help finance the construction of a new residence hall and renovations to the west side of Davis Wade Stadium. MSUEBC Series 2024 bonds are expected to be issued in 2024.

Note 24
Significant Disclosures for the Discretely Presented Component Unit of the IHL System – Mississippi State University Foundation, Inc.

(a) Nature of Organization

Mississippi State University Foundation, Inc. (MSUF) is a not-for-profit entity established to solicit and manage funds for the benefit of MSU. MSUF also manages funds for affiliates of the University, including Mississippi State University Alumni Association, Inc. and The Bulldog Club, Inc.

(b) Significant Accounting Policies

Basis of Accounting

The MSUF consolidated financial statements include the foundation; Maroon Air, LLC; 109 Muldrow Properties, LLC; DG South, LLC; West Side Fund I, LLC; and the Mississippi State Investment Pool in which the foundation has a controlling financial interest. The consolidated financial statements, which are presented on the accrual basis of accounting, have been prepared to present balances and transactions according to the existence or absence of donor-imposed restrictions. Accordingly, net assets and changes therein are classified and reported as follows:

Net assets with donor restrictions – net assets subject to donor-imposed stipulations that may or will be met either by actions of MSUF and/or the passage of time. Net assets in this class include unconditional gifts for restricted purposes and donor-restricted endowment funds.

Generally, the donor of these assets permits the foundation to use all or part of the income earned on related investments for general or specific purposes in support of the university.

STATE OF MISSISSIPPI INSTITUTIONS OF HIGHER LEARNING
NOTES TO FINANCIAL STATEMENTS
June 30, 2023

Net assets without donor restrictions – net assets that represent resources generated from operations or that are not subject to donor-imposed stipulations. Net assets without donor restrictions include contributions designated to a particular college or unit for which the use or purpose is unrestricted.

Revenues are reported as increases in net assets without donor restrictions unless use of the related assets is limited by donor-imposed restrictions. Expenses are reported as decreases in net assets without donor restrictions. Gains and losses on investments and other assets or liabilities are reported as increases or decreases in net assets without donor restrictions unless their use is restricted by explicit donor stipulations or by law. Expirations of restrictions on net assets (i.e., the donor-stipulated purpose has been fulfilled and/or the stipulated time period has elapsed) are reported as reclassifications between the applicable classes of net assets.

Contributions, including unconditional promises to give, are recognized as revenues in the period received. Conditional promises to give are not recognized until they become unconditional, that is, when the conditions on which they depend are substantially met. Contributions of assets other than cash are recorded at their estimated fair value. Contributions of intellectual property are based on its estimated fair value, considering the characteristics specific to the assets and estimated usage during the term of the agreement. Contributed goods and services are recorded as revenues and expenses in the consolidated statements of activities at estimated fair value.

Use of Estimates

The preparation of consolidated financial statements in conformity with U.S. generally accepted accounting principles requires management to make estimates and assumptions that affect the reported amounts of assets and liabilities and disclosure of contingent assets and liabilities at the date of the financial statements and the reported amounts of revenues and expenditures during the reporting period. Actual results could differ from those estimates.

MSUF's investments are invested in various types of investment securities and in various companies within various markets. Investment securities are exposed to several risks, such as interest rate, market and credit risks. Due to the level of risk associated with certain investment securities, it is at least reasonably possible that changes in the values of investment securities will occur in the near term and that such changes could materially affect the amounts reported in MSUF's consolidated financial statements.

Investments

The overall investment objective of MSUF is to invest its assets in a prudent manner that will achieve a long-term rate of return sufficient to fund donor-designated directives and maintain the inflation-adjusted impact of each donor restricted fund. Beginning July 1, 2017, investment decisions have been delegated to Perella Weinberg Partners Capital Management LP, the foundation's outsourced chief investment officer that operates under the brand name, "Agility." Agility executes investment decisions in accordance with the foundation's approved investment policy.

Investments are reported at estimated fair value. If an investment is held directly by MSUF and an active market with quoted prices exists, the market price of an identical security is used as reported fair value. Reported fair values for shares in mutual funds registered with the U.S. Securities and Exchange Commission are based on share prices reported by the funds as of the last business day of the fiscal year. Fixed income securities are based on quoted market prices or other observable inputs such as quoted prices for similar assets or inputs corroborated by observable market data. MSUF's interests in alternative investment funds are generally reported at the net asset value (NAV) reported by the fund managers, which is used as a practical expedient to estimate the fair value of interest therein, unless it is probable that all or a portion of the investment will be sold for an amount different from NAV. As of June 30, 2023, MSUF had no plans or intentions to sell investments at amounts different from NAV. Properties held for investment are reported at estimated fair value based on periodic appraisals conducted by third-party appraisers who utilize the cost, sales comparison and income capitalization approaches to estimate the fair value of the investments. MSUF considers recent comparables, among other things, to adjust for any changes in fair value between the most recent appraisal date and year-end.

STATE OF MISSISSIPPI INSTITUTIONS OF HIGHER LEARNING
NOTES TO FINANCIAL STATEMENTS
June 30, 2023

Mississippi State Investment Pool

MSUF, MSU, MSU Alumni Association, and The Bulldog Club, Inc. are participants in a joint venture, the Mississippi State Investment Pool (MSIP), whereby investable assets are pooled for investment purposes. The MSUF is the investment pool's managing member and maintains separate accounts for each participant. Investment income, gains and losses, and expenses of the MSIP are allocated to each participant based on their share of ownership of the MSIP. Due to MSUF's controlling financial interest in the MSIP of approximately 92% as of June 30, 2023, the foundation has consolidated the MSIP, reflecting the noncontrolling interests of the other participants in its consolidated financial statements.

(c) Pledges Receivable, Net

All unconditional promises to give are recorded at their estimated realizable value on a discounted basis using rates commensurate with the risks involved. Allowance is made for uncollectible pledges based upon management's judgment and analysis of specific accounts, past collection experience, and other relevant factors.

Pledges receivable, net, are summarized as follows at June 30, 2023:

Unconditional promises expected to be collected in:	
One year	\$ 11,979,691
two to five years	133,096,163
More than five years	17,943,348
	<u>163,019,202</u>
Present value discounts (rates ranging from 0.3% to 5.0%)	<u>(18,791,077)</u>
	144,228,125
Allowances for uncollectible pledges	<u>(928,150)</u>
	<u><u>\$ 143,299,975</u></u>

(d) Investments

Investments are summarized as follows as of June 30, 2023:

Short-term investments	\$ 9,706,527
Agility Comprehensive Solutions Fund	539,529,880
Global fixed income	4,308,808
Global equities	9,414,879
Real assets	65,076,407
Absolute return strategies	30,020
Private capital	26,260,831
Contributed properties held for investment	32,143,644
Cash-surrender value of life insurance	3,025,775
	<u><u>\$ 689,496,771</u></u>

During 2023, the MSIP held a limited partnership interest in the Agility Comprehensive Solutions Fund LP, a Delaware limited partnership (the Fund). Perella Weinberg Partners Agility Comprehensive Solutions Fund GP LP serves as general partner of the Fund.

The Fund invests in five broad asset classes with the following approximate allocation percentages at June 30, 2023: global equities, 61%; absolute return strategies, 8%; global fixed income, 9%; real assets, 9%; and private capital, 13%.

STATE OF MISSISSIPPI INSTITUTIONS OF HIGHER LEARNING
NOTES TO FINANCIAL STATEMENTS
June 30, 2023

MSUF has entered into various split interest agreements, including charitable remainder unitrusts and charitable gift annuities, whereby MSUF serves as trustee. The assets held under these split interest agreements are included in investments at June 30, 2023 with a fair value of \$14 million.

The following schedule summarizes net investment income in the consolidated statement of activities for the year ended June 30, 2023:

Dividends and interest, net of expenses	\$ 3,518,244
Net realized and unrealized gains	<u>58,984,892</u>
	<u><u>\$ 62,503,136</u></u>

Fair Value Measurements

ASC Topic 820, *Fair Value Measurements*, establishes a fair value hierarchy that prioritizes the inputs to valuation techniques used to measure fair value. The hierarchy gives the highest priority to unadjusted quoted prices in active markets for identical assets or liabilities (Level 1 measurements) and the lowest priority to measurements involving significant unobservable inputs (Level 3 measurements). The three levels of the fair value hierarchy are as follows:

- Level 1: Unadjusted quoted prices in active markets for identical assets or liabilities that are observable at the measurement date.
- Level 2: Significant observable inputs other than Level 1 prices, such as quoted prices for similar assets or liabilities, quoted prices in markets that are not active, or other inputs that are observable or can be corroborated by observable market data; and
- Level 3: Significant unobservable inputs for the asset or liability that reflects the reporting entity's own estimates about the assumptions that market participants would use in pricing the asset or liability. These assumptions are based on audited financial statements provided by the general partner of the investment combined with additional third-party due diligence.

The level in the fair value hierarchy within which a fair value measurement in its entirety falls is based on the lowest level input that is significant to the fair value measurement in its entirety. In accordance with Subtopic 820-10, certain investments that are measured at fair value using the NAV per share (or its equivalent) as a practical expedient have not been classified in the fair value hierarchy. The fair value amounts presented in the fair value hierarchy table are intended to permit reconciliation of the fair value hierarchy to the amounts presented in the accompanying statement of financial position.

The following table summarizes MSUF's financial instruments by major category in the fair value hierarchy as of June 30, 2023:

STATE OF MISSISSIPPI INSTITUTIONS OF HIGHER LEARNING
NOTES TO FINANCIAL STATEMENTS
June 30, 2023

	Level 1	Level 2	Level 3	Investments at NAV	Total
Short-term investments	\$ 9,706,527	—	—	—	9,706,527
Agility-Comprehensive Solutions Fund (1)	—	—	—	539,529,880	539,529,880
Global fixed income:					
Interest-rate sensitive	4,308,808	—	—	—	4,308,808
Global equities:					
Domestic	9,414,879	—	—	—	9,414,879
Real assets:					
Real estate funds (2)	—	—	—	5,207,134	5,207,134
Natural resources (3)	—	—	—	16,229,053	16,229,053
Direct real estate (7)	—	—	43,640,220	—	43,640,220
Total real assets	—	—	43,640,220	21,436,187	65,076,407
Absolute return strategies (4)	—	—	—	30,020	30,020
Private capital (2)	—	—	—	26,260,831	26,260,831
Contributed properties held for investment (5)	—	—	32,143,644	—	32,143,644
Cash surrender value of life insurance (6)	—	3,025,775	—	—	3,025,775
Total investments	<u>\$ 23,430,214</u>	<u>3,025,775</u>	<u>75,783,864</u>	<u>587,256,918</u>	<u>689,496,771</u>
Present value of amounts due from externally managed trusts	—	—	56,102,682	—	56,102,682

- (1) The master fund's terms allow for 5-day notice withdrawals at any month-end totaling up to 10% of its account balance at the fund's previous fiscal yearend, (plus any capital contributions to the fund during the current year). In addition, the MSIP may make withdrawals from its capital account, of up to 100% of its Agility Global Equities, Agility Fixed Income, and Agility Real Asset holdings, as well as 25% of its Agility Absolute Return holdings, as of any fiscal quarter end, with at least one quarter's prior written notice to the general partner. Further, approximately \$86.4 million of MSIP's investment in the Fund is considered illiquid at June 30, 2023, with up to a 10-year lockup period and 1-3 year extensions. Agility is a global fund that invests in a multitude of industries.
- (2) These funds have initial 10-year terms or 12-year terms, unless extended or dissolved sooner in accordance with the limited partnership agreements. Future commitments to these funds approximate \$6,610,000 at June 30, 2023. Private capital and real estate funds are generally made through limited partnerships. Under the terms of such agreements, the MSIP may be required to provide additional funding when capital or liquidity calls are made by fund managers. These partnerships have a limited existence, and they may provide for annual extensions for the purpose of disposing portfolio positions and returning capital to investors. However, depending on market conditions, the inability to execute the fund's strategy, or other factors, a manager may extend the terms of a fund beyond its originally anticipated existence or may wind the fund down prematurely. The MSUF cannot anticipate such changes because they generally arise from unforeseeable events, but should they occur they could reduce liquidity or originally anticipated investment returns. Accordingly, the timing and amount of future capital or liquidity calls in any particular future year are uncertain. The funds make direct and indirect investments in real estate and private capital in the United States.
- (3) The MSIP invests in three natural resource investments at June 30, 2023, which have terms ending in 2026 and 2027. Investments with lockup periods are subject to one or more one to two-year extensions. Future commitments to these funds approximate \$1,891,200 at June 30, 2023. The funds invest primarily in the oil and gas sector in North America.
- (4) Generally, MSIP's investments in absolute return strategies (or hedge funds) allow early redemption for specified fees. The terms and conditions upon which an investor may redeem an investment vary, usually with the majority requiring 60 days to 12 months notice after the initial lock up period, which may be from one to three years. At June 30, 2023, the MSUF had no absolute return strategy investments for which an otherwise redeemable investment was not redeemable.
- (5) Bulldog Forest properties totaling approximately \$28,800,108 at June 30, 2023, may be held in perpetuity or liquidated at the Foundation's discretion. Other properties are for immediate sale.
- (6) The Foundation currently has no plans to surrender these policies prior to maturity, but cash would be realized in a minimal amount of time if an insurance policy is canceled.
- (7) The MSIP invests in direct real estate in 2023 through its ownership of all outstanding stock of West Side Funds, Inc. This corporation is the owner of three hotels located in Starkville, MS in close proximity to the MSU campus.

STATE OF MISSISSIPPI INSTITUTIONS OF HIGHER LEARNING
NOTES TO FINANCIAL STATEMENTS
June 30, 2023

The following table presents MSUF's activities for the year ended June 30, 2023 for contributed properties held for investments classified as Level 3:

Balance, beginning of year	\$ 30,339,389
Acquisitions	829,855
Dispositions	(154,676)
Net realized and unrealized gains	<u>1,129,076</u>
Balance, end of year	<u><u>\$ 32,143,644</u></u>

For the year ended June 30, 2023, the change in present value of amounts due from externally managed trusts classified as Level 3 are as follows:

Balance, beginning of year	\$ 54,819,357
Change in valuation	<u>1,283,325</u>
Balance, end of year	<u><u>\$ 56,102,682</u></u>

For the year ended June 30, 2023, the change in direct real estate classified as Level 3 are as follows:

Balance, beginning of year	\$ —
Acquisitions	36,750,000
Dispositions	—
Net realized and unrealized gains	<u>6,890,220</u>
Balance, end of year	<u><u>\$ 43,640,220</u></u>

(e) Net Assets Without Donor Restrictions

Net assets attributable to the foundation without donor restrictions as of June 30, 2023 are as follows:

Spendable funds	\$ 28,716,699
Quasi-endowment funds	22,008,466
Net investment in land, buildings and equipment	<u>23,123,709</u>
	<u><u>\$ 73,848,874</u></u>

Quasi-endowment funds are those funds held by the Foundation to function as endowments for the benefit of MSU.

(f) Net Assets With Donor Restrictions

Net assets with donor restrictions are restricted for the following purposes as of June 30, 2023:

STATE OF MISSISSIPPI INSTITUTIONS OF HIGHER LEARNING
NOTES TO FINANCIAL STATEMENTS
June 30, 2023

Subject to expenditure for specified purpose:

General college support	\$ 28,483,329
Student financial aid	23,464,227
Research	395,319
Faculty and staff support	2,532,406
Facilities	902,110
Other	2,827,580
	<u>58,604,971</u>

Subject to the passage of time and specified purpose:

Charitable remainder trusts, cash surrender value of life insurance, gift annuities and other	12,086,126
Pledges receivable restricted by donors	24,053,632
	<u>36,139,758</u>

Donor restricted endowments subject to spending policy and appropriation to support the following purposes (including net accumulated earnings of approximately \$95,700,000 at June 30, 2023:

Subject to endowment spending policy and appropriation:

General college support	142,446,749
Student financial aid	268,982,634
Research	17,252,583
Faculty and staff support	67,296,132
Facilities	8,270,248
Other	8,535,407

512,783,753

Charitable remainder trusts, gift annuities and other

53,610,457

Pledges receivable restricted to endowment by donors

119,246,343

\$ 780,385,282

(g) Endowment Funds

The State of Mississippi adopted the UPMIFA effective July 1, 2012. The foundation's board of directors has determined its donor agreements provide for the preservation of the fair value of the original gift as of the date of the gift. As a result, the foundation segregates within the net asset class with donor restrictions, the original gift amount and amounts required to be retained by donor separate from the portion subject to appropriation.

Endowment net asset composition by type of fund as of June 30, 2023 is as follows:

	Without donor restrictions	With donor restrictions	Total
Donor restricted endowment funds	\$ —	512,783,753	512,783,753
Board-designated funds	22,008,466	—	22,008,466
Total	<u>\$ 22,008,466</u>	<u>512,783,753</u>	<u>534,792,219</u>

Change in endowment net assets for the fiscal year ended June 30, 2023 is as follows:

STATE OF MISSISSIPPI INSTITUTIONS OF HIGHER LEARNING
NOTES TO FINANCIAL STATEMENTS
June 30, 2023

	Without donor restrictions	With donor restrictions	Total
Endowment net assets, beginning of year	\$ 22,341,847	472,454,399	494,796,246
Investment returns (loss), net	(290,316)	37,188,351	36,898,035
Contributions	4,200	18,075,539	18,079,739
Appropriation of endowment assets for expenditure	(781,680)	(15,345,586)	(16,127,266)
Other	734,415	411,050	1,145,465
Endowment net assets, end of year	<u>\$ 22,008,466</u>	<u>512,783,753</u>	<u>534,792,219</u>

(h) Funds with Deficiencies

As a result of market declines for certain recently established endowments, the fair value of certain donor-restricted endowments was less than the historical cost value (original gift/book value) of such funds (underwater) by \$1,774,315 at June 30, 2023. These endowments had an original gift value of approximately \$29.1 million at June 30, 2023.

Note 25

Significant Disclosures for the Discretely Presented Component Unit of the IHL System – University of Mississippi Foundation

(a) Nature of Organization

The University of Mississippi Foundation (UMF) is a nonprofit, nonstock corporation formed for the benefit of The University of Mississippi (UM). UMF promotes, encourages, and assists educational, scientific, literary, research, and service activities of UM and its affiliates.

(b) Significant Accounting Policies

Basis of Accounting

The UMF financial statements are presented on the accrual basis of accounting and have been prepared to present balances and transactions according to the existence or absence of donor-imposed restrictions. Accordingly, net assets and changes therein are classified and recorded as follows:

Net assets with donor restrictions – consist of contributions that have been restricted by the donor for specific purposes or are time restricted, including contributions that the donor stipulate the resources be maintained in perpetuity, but permit UMF to use or expend part or all of the income derived from the donated assets for either specified or unspecified purposes.

Net assets without donor restrictions – represents funds that are available for support of the operations of UMF and that are not subject to donor stipulation.

Revenues are reported as increases in net assets without donor restrictions unless use of the related assets is limited by donor-imposed restrictions. UMF considers donor contributions to the various university schools and departments to be included in net assets with donor restrictions as those university units have authority over expenditures. Expenses are reported as decreases in net assets without donor restrictions. When a donor restriction expires or the stated purpose is accomplished, net assets are reclassified as applicable in the statements of activities as net assets released from restriction.

STATE OF MISSISSIPPI INSTITUTIONS OF HIGHER LEARNING
NOTES TO FINANCIAL STATEMENTS
June 30, 2023

Board-designated net assets are net assets without donor restrictions that are used only for the specific purpose passed by board resolution. Changes to designations require a subsequent board resolution. The President/CEO and other staff of UMF may not change the purpose of any board-designated funds without the consent of the board. These net assets are designated for providing a general operating fund reserve and charitable gift annuity reserve.

Use of Estimates

The UMF prepares its financial statements in accordance with U.S. generally accepted accounting principles, which require that management make estimates and assumptions that affect the reported amounts of assets and liabilities and revenues and expenses. Such estimates include the present value discount rates applied to the pledges receivable and liabilities under remainder trusts, allowance for uncollectible pledges, fair market values of certain investments including real estate, partnership and member interests and depreciation of property and equipment. Actual results could differ significantly from those estimates.

UMF's investments are primarily invested in various types of investment securities within many financial markets. Investment securities are exposed to several risks, such as interest rate, market, and credit risks. Due to the level of risk associated with certain investment securities, it is reasonably possible that changes in the fair value of investment securities will occur in the near term and that such changes could materially affect the amounts reported in the financial statements.

Investments

Investments are recorded at fair value. The fair values of all investments other than real estate and partnership and membership interests (which includes pooled investment funds) are based on quoted market prices and other observable inputs such as quoted prices for similar assets, quoted prices in inactive markets or inputs corroborated by observable market data. UMF's partnership and member interests are generally reported at the net asset value (NAV) reported by the fund managers, which is used as a practical expedient to estimate the fair value of the foundation's interest therein, unless it is probable that all or a portion of the investment will be sold for an amount different from NAV. As of June 30, 2023, UMF had no plans or intentions to sell investments at amounts different from NAV. UMF's real estate investments are initially recognized at fair value based on appraised values at the date of receipt and are subsequently carried at fair value. Both realized and unrealized gains and losses are classified in the accompanying statements of activities based on restrictions put in place by the donor.

(c) Pledges Receivable, Net

UMF obtains pledges through fund-raising projects in support of various activities. All pledges are classified as net assets with donor restrictions. A summary of pledges receivable as of June 30, 2023 is as follows:

Unconditional promises expected to be collected in:

One year	\$ 15,861,646
Two to five years	37,512,398
More than five years	<u>39,710,145</u>
	93,084,189
Present value discounts (rates ranging from 0.73% to 3.75%)	<u>(12,562,884)</u>
	80,521,305
Allowances for uncollectible pledges	<u>(3,179,935)</u>
	<u><u>\$ 77,341,370</u></u>

STATE OF MISSISSIPPI INSTITUTIONS OF HIGHER LEARNING
NOTES TO FINANCIAL STATEMENTS
June 30, 2023

(d) Investments

Investments, aggregated by investment strategy, consist of the following at June 30, 2023:

Investment strategy:

Fixed income:

U.S. government securities	\$ 16,115,756
Corporate bonds	37,731,221
Other fixed income securities	<u>26,875,188</u>
Total fixed income	<u>80,722,165</u>

Equities:

Common stocks	36,412,732
International common stock funds	688,484
Mutual funds	<u>88,120,146</u>
Total equities	<u>125,221,362</u>

Real estate owned	7,880,416
Other short-term investments	34,434,420
Pooled investment funds, at NAV	<u>408,852,088</u>
Total investments	<u><u>\$ 657,110,451</u></u>

The following schedule summarizes net investment income in the statement of activities for the year ended June 30, 2023:

Dividends and interest, net of expenses	\$ 9,196,365
Net realized and unrealized gains	<u>25,887,029</u>
	<u><u>\$ 35,083,394</u></u>

Fair Value Measurements

ASC Topic 820, *Fair Value Measurements*, establishes a fair value hierarchy that prioritizes the inputs to valuation techniques used to measure fair value. The hierarchy gives the highest priority to unadjusted quoted prices in active markets for identical assets or liabilities (Level 1 measurements) and the lowest priority to measurements involving significant unobservable inputs (Level 3 measurements). The three levels of the fair value hierarchy are as follows:

- Level 1: Unadjusted quoted prices in active markets for identical assets or liabilities that are observable at the measurement date.
- Level 2: Significant observable inputs other than Level 1 prices, such as quoted prices for similar assets or liabilities, quoted prices in markets that are not active, or other inputs that are observable or can be corroborated by observable market data; and
- Level 3: Significant unobservable inputs for the asset or liability that reflects the reporting entity's own estimates about the assumptions that market participants would use in pricing the asset or liability. These assumptions are based on audited financial statements provided by the general partner of the investment combined with additional third-party due diligence.

The level in the fair value hierarchy within which a fair value measurement in its entirety falls is based on the lowest level input that is significant to the fair value measurement in its entirety. In accordance with Subtopic 820-10, certain investments that are measured at fair value using the NAV per share (or its equivalent) as a practical expedient have not been classified in the fair value hierarchy. The fair value amounts presented in the fair value hierarchy table are intended to permit reconciliation of the fair value hierarchy to the amounts presented in the accompanying statement of financial position.

STATE OF MISSISSIPPI INSTITUTIONS OF HIGHER LEARNING
NOTES TO FINANCIAL STATEMENTS
June 30, 2023

The following table presents the financial assets of UMF carried at fair value by level within the valuation hierarchy as of June 30, 2023:

	Level 1	Level 2	Level 3	Total
Investment strategy:				
Fixed income:				
U.S. Government securities	\$ —	16,115,756	—	16,115,756
Corporate bonds	—	37,731,221	—	37,731,221
Other fixed income securities	22,934,262	3,940,926	—	26,875,188
Total fixed income	22,934,262	57,787,903	—	80,722,165
Equities:				
Common stock	36,412,732	—	—	36,412,732
International common stock funds:	688,484	—	—	688,484
Mutual funds	88,120,146	—	—	88,120,146
Total equities	125,221,362	—	—	125,221,362
Real estate owned	—	—	7,880,416	7,880,416
Other short-term investments	34,434,420	—	—	34,434,420
	<u>\$ 182,590,044</u>	<u>57,787,903</u>	<u>7,880,416</u>	<u>248,258,363</u>
Pooled investment funds, at NAV				408,852,088
Total investments				<u>\$ 657,110,451</u>
Beneficial interest in trusts	\$ 4,266,695	6,039,482	—	10,306,177

The table below represents a summary of the investments whose net asset value approximates fair value and the related unfunded commitments and redemption restrictions associated with each major category at June 30, 2023:

Investment	Fair Value	Unfunded Commitments	Redemption frequency (if eligible)	Redemption notice period	Expected life span of investment
Pooled investment funds, at NAV:					
Diversifying strategies	\$ 17,848,369	—	Semiannually	60 days	Indefinite
Event driven	37,644	—	Quarterly	60 days	Indefinite
Fixed income	28,702,314	—	Daily	5 days	Indefinite
Global equity	115,679,926	—	Various	None	Indefinite
Global equity-long only	28,415,492	—	Quarterly	90 days	Indefinite
Long/short equity fund	8,263,609	—	Quarterly	60 days	Indefinite
Natural resource private fund	8,534,590	13,801	No redemption feature	None	10 years
Private credit	1,795,778	—	Quarterly	None	Indefinite
Relative value	18,555,649	—	Quarterly	65 days	Indefinite
Other	50,815	—	No redemption feature	None	Indefinite
Venture capital and private equity	180,967,902	69,617,895	No redemption feature	None	7 years to indefinite
	<u>\$ 408,852,088</u>				
Real estate:					
Real estate owned	\$ 7,880,416		No redemption feature	None	Indefinite

STATE OF MISSISSIPPI INSTITUTIONS OF HIGHER LEARNING
NOTES TO FINANCIAL STATEMENTS
June 30, 2023

(e) Net Assets With Donor Restrictions

Net assets with donor restrictions at June 30, 2023 were restricted for the following purposes:

Spendable:

Academic and program support	\$ 226,587,420
Scholarship support	78,918,048
Faculty support	39,114,683
Library support	26,874,359
Total	<u>\$ 371,494,510</u>

Endowment:

Academic and program support	\$ 80,356,981
Scholarship support	147,320,595
Faculty support	85,205,548
Library support	14,554,594
Total	<u>327,437,718</u>
Total net assets with donor restrictions	<u>\$ 698,932,228</u>

(f) Endowment Funds

The State of Mississippi adopted the UPMIFA effective July 1, 2012. The foundation's board of directors has determined its donor agreements provide for the preservation of the fair value of the original gift as of the date of the gift. As a result, the foundation segregates within the net asset class with donor restrictions, the original gift amount and amounts required to be retained by donor separate from the portion subject to appropriation.

Endowment net asset composition by type of fund as of June 30, 2023 is as follows:

	<u>Without donor restrictions</u>	<u>With donor restrictions</u>	<u>Total</u>
Donor-restricted endowment funds:			
Original donor-restricted gift amount and amounts required to be retained by donor	\$ —	327,437,718	327,437,718
Portion subject to appropriation	—	140,224,636	140,224,636
Board-designated quasi endowment	19,453,666	—	19,453,666
Total endowment funds	<u>\$ 19,453,666</u>	<u>467,662,354</u>	<u>487,116,020</u>

Change in endowment net assets for the year ended June 30, 2023 is as follows:

STATE OF MISSISSIPPI INSTITUTIONS OF HIGHER LEARNING
NOTES TO FINANCIAL STATEMENTS
June 30, 2023

	Without donor restrictions	With donor restrictions	Total
Endowment net assets, beginning of year	\$ 17,963,593	424,984,721	442,948,314
Contributions and transfers to endowment	2,674	33,090,388	33,093,062
Appropriation of expenditures	(6,802)	(14,353,002)	(14,359,804)
Investment return:			
Investment income	611,675	9,792,979	10,404,654
Net appreciation	882,526	14,147,268	15,029,794
Endowment net assets, end of year	<u>\$ 19,453,666</u>	<u>467,662,354</u>	<u>487,116,020</u>

(g) Funds with Deficiencies

When unfavorable market fluctuations cause the fair value of certain donor-restricted endowments to be less than the historical cost (original gift/book value) of such funds, the fund is considered to be underwater, and this deficiency is recorded in net assets with donor restrictions. As of June 30, 2023, endowments with a fair value below the amount of the gifts made to the endowment totaled \$7,884,000. The donor gifts to these endowments total \$8,135,000 for an underwater amount of \$251,000.

Note 26

Significant Disclosures for the Discretely Presented Component Unit of the IHL System – University of Southern Mississippi Foundation

(a) Nature of Organization

The University of Southern Mississippi Foundation (USMF) is a nonprofit entity organized under the laws of the State of Mississippi to provide support to the University of Southern Mississippi (USM) and its students. USMF depends on the university to provide the staff and facilities for its operations.

Foundation Aviation Holdings, LLC was formed by the USMF in October 2008 as a single member limited liability company. The USMF's consolidated financial statements include the accounts of Foundation Aviation Holdings, LLC.

(b) Significant Accounting Policies

Basis of Accounting

The USMF consolidated financial statements are presented on the accrual basis of accounting and have been prepared to present balances and transactions according to the existence or absence of donor-imposed restrictions. Accordingly, net assets and changes therein are classified and recorded as follows:

Net assets without donor restrictions – net assets available for use in general operations and not subject to donor or grantor restrictions. The governing board has designated, from net assets without donor restrictions, net assets for an operating reserve and board-designated endowment.

Net assets with donor restrictions – net assets subject to donor or certain grantor-imposed restrictions. Some donor-imposed restrictions are temporary in nature, such as those that will be met by the passage of time or other events specified by the donor. Other donor-imposed restrictions are perpetual in nature, where the donor stipulates that resources be maintained in perpetuity. Gifts of long-lived assets and gifts of cash restricted for the acquisition of long-lived assets are recognized as restricted revenue when received and release from restrictions when the assets are placed in service. Donor-imposed restrictions are released when a restriction

STATE OF MISSISSIPPI INSTITUTIONS OF HIGHER LEARNING
NOTES TO FINANCIAL STATEMENTS
June 30, 2023

expires, that is, when the stipulated time has elapsed, when the stipulated purpose for which the resource was restricted has been fulfilled, or both.

Revenues are reported as increases in net assets without donor restrictions unless use of the related assets is limited by donor-imposed restrictions. Expenses are reported as decreases in net assets without donor restrictions. Gains and losses on investments and other assets or liabilities are reported as increases or decreases in net assets without donor restrictions unless the use of the underlying net asset is restricted by explicit donor stipulations or by law. Expirations of restrictions on net assets (i.e., the donor-stipulated purpose has been fulfilled and/or the stipulated time period has elapsed) are reported as net assets released from restrictions.

Contributions, including unconditional promises to give, are recognized as revenues in the period received. Conditional promises to give are not recognized until they become unconditional, that is, when the conditions on which they depend are substantially met. Contributions of assets other than cash are recorded at their estimated fair value as of the date of the gift. Contributions to be received after one year are discounted at a rate commensurate with the risks involved. Amortization of the discount is recorded as contribution revenue and recognized in accordance with donor-imposed restrictions, if any, on the contributions. Allowance is made for uncollectible contributions based upon management's judgment and analysis of the creditworthiness of the donors, past collection experience and other relevant factors.

Income and realized and unrealized gains (losses) on investments of restricted net assets are reported as follows:

- as increases (decreases) in net assets with donor restrictions that are perpetual in nature if the terms of the gift or the foundation's interpretation of relevant state law requires that they be added to the principal of a donor-restricted endowment fund;
- as increases (decreases) in net assets with donor restrictions that are temporary in nature in all other cases and released from restriction when appropriated for expenditure in accordance with donor agreements.

Use of Estimates

The USMF prepares its consolidated financial statements in accordance with U.S. generally accepted accounting principles, which require that management make estimates and assumptions that affect the reported amounts of assets and liabilities and revenues and expenses. Actual results could differ significantly from those estimates.

USMF's investments are held in various types of investment securities across a variety of markets. Investment securities are exposed to several risks, such as interest rate, market and credit risks. Due to the level of risk associated with certain investment securities, it is reasonably possible that changes in the values of investment securities will occur in the near term and that such changes could materially affect the amounts reported in the financial statements.

Investments

Investments in equity securities with readily determinable fair values and all investments in debt securities are recorded at fair value. Hedge funds, real estate investment funds and private equity funds are reported at the net asset value (NAV) reported by the fund managers, which is used as a practical expedient to estimate the fair value of the foundation's interest therein, unless it is probable that all or a portion of the investment will be sold for an amount different from NAV. At June 30, 2023, USMF had no plans or intentions to sell investments at amounts different from NAV. Other investments, which consist primarily of donated assets and real estate for which the foundation is the owner and beneficiary are recorded at cost. Transactions are accounted for on a trade date basis.

STATE OF MISSISSIPPI INSTITUTIONS OF HIGHER LEARNING
NOTES TO FINANCIAL STATEMENTS
June 30, 2023

(c) Pledges Receivable, Net

Pledges receivable, net, are summarized as follows at June 30, 2023:

Unconditional promises expected to be collected in:

Less than one year	\$ 1,853,498
One year to five years	2,068,111
More than five years	19,558
	<u>3,941,167</u>

Present value discounts (rates ranging from 0.29% to 4.13%)	(134,653)
	<u>3,806,514</u>

Allowances for uncollectible pledges	(302,650)
	<u>\$ 3,503,864</u>

(d) Investments

Investments, aggregated by investment strategy, consist of the following at June 30, 2023:

Fixed income	\$ 34,400,571
Equities:	
Mutual and common stock funds	71,076,292
Alternative investments:	
Hedge funds	23,905,361
Real estate investment funds	5,759,484
Private equity funds	7,592,628
Total alternative investments	<u>37,257,473</u>
Cash and cash equivalents	162
Investments held at cost	224,497
Total investments	<u>\$142,958,995</u>

The following schedule summarizes net investment income in the consolidated statement of activities for the year ended June 30, 2023:

Dividends and interest, net of expenses	\$ 2,513,724
Net realized and unrealized gains	7,709,195
	<u>\$ 10,222,919</u>

Fair Value Measurements

ASC Topic 820, *Fair Value Measurements*, establishes a fair value hierarchy that prioritizes the inputs to valuation techniques used to measure fair value. The hierarchy gives the highest priority to unadjusted quoted prices in active markets for identical assets or liabilities (Level 1 measurements) and the lowest priority to measurements involving significant unobservable inputs (Level 3 measurements). The three levels of the fair value hierarchy are as follows:

- Level 1: Unadjusted quoted prices in active markets for identical assets or liabilities that are observable at the measurement date.
- Level 2: Significant observable inputs other than Level 1 prices, such as quoted prices for similar assets or liabilities, quoted prices in markets that are not active, or other inputs that are observable or can be corroborated by observable market data; and

STATE OF MISSISSIPPI INSTITUTIONS OF HIGHER LEARNING
NOTES TO FINANCIAL STATEMENTS
June 30, 2023

- Level 3: Significant unobservable inputs for the asset or liability that reflects the reporting entity's own estimates about the assumptions that market participants would use in pricing the asset or liability. These assumptions are based on audited financial statements provided by the general partner of the investment combined with additional third-party due diligence.

The level in the fair value hierarchy within which a fair value measurement in its entirety falls is based on the lowest level input that is significant to the fair value measurement in its entirety. In accordance with Subtopic 820-10, certain investments that are measured at fair value using the NAV per share (or its equivalent) as a practical expedient have not been classified in the fair value hierarchy. The fair value amounts presented in the fair value hierarchy table are intended to permit reconciliation of the fair value hierarchy to the amounts presented in the accompanying consolidated statements of financial position.

The following table presents USMF's financial assets carried at fair value by level within the valuation hierarchy as of June 30, 2023:

	<u>Level 1</u>	<u>Level 2</u>	<u>Level 3</u>	<u>Total</u>
Fixed income:				
Mutual funds	\$ 34,400,571	—	—	34,400,571
Equities:				
Mutual and common stock	71,076,292	—	—	71,076,292
Total investments at fair value	<u>\$ 105,476,863</u>	<u>—</u>	<u>—</u>	105,476,863
Investments measured at NAV or equivalent				37,257,473
Cash and cash equivalents				162
Other investments held at cost				<u>224,497</u>
Total investments				<u>\$ 142,958,995</u>
Amounts due from externally managed trusts	\$ —	—	11,967,432	11,967,432

For the year ended June 30, 2023, the change in present value of amounts due from externally managed trusts classified as Level 3 are as follows:

	<u>Amounts due from Externally Managed Trusts</u>
Balance, beginning of year	\$ 10,266,352
Change in value	1,726,080
Distributions	<u>(25,000)</u>
Balance, end of year	<u>\$ 11,967,432</u>

The following is a summary of the investments whose net asset value approximates fair value and the related unfunded commitments and redemption restrictions associated with each major category at June 30, 2023:

<u>Investment</u>	<u>Net Asset Value</u>	<u>Unfunded Commitments</u>	<u>Redemption frequency</u>	<u>Redemption notice</u>
Hedge funds	\$ 23,905,361	—	Quarterly	Various
Real estate investment funds	5,759,484	—	Quarterly	95 days
Private equity	7,592,628	10,077,696	None	None
Total	<u>\$ 37,257,473</u>			

STATE OF MISSISSIPPI INSTITUTIONS OF HIGHER LEARNING
NOTES TO FINANCIAL STATEMENTS
June 30, 2023

(e) Net Assets with Donor Restrictions

Net assets with donor restrictions consisted of the following at June 30, 2023:

Subject to expenditure for specified purpose:

Student financial aid	\$ 2,172,910
Academic divisions	2,922,143
Research	552,275
Operations and maintenance of plant	1,107,408
Library	128,382
Athletics	454,425
Faculty and staff support	53,316
Other restricted purposes	7,611,995
	<u>15,002,854</u>

Not subject to expenditure for specified purpose:

Amounts due from externally managed trusts	80,015
--	--------

Endowments:

Original donor-restricted gift amount and amounts
required to be maintained in perpetuity by donor:

Student financial aid	58,568,219
Academic divisions	5,308,070
Research	801,980
Operations and maintenance of plant	5,681,427
Library	3,084,769
Faculty and staff support	11,531,520
Other restricted purposes	5,955,931
Total	<u>90,931,916</u>

Subject to foundation endowment spending
policy and appropriation:

Student financial aid	15,880,899
Academic divisions	1,614,529
Research	102,153
Operations and maintenance of plant	986,184
Library	706,096
Faculty and staff support	3,044,406
Other restricted purposes	2,869,266
Total	<u>25,203,533</u>
Sub-Total endowments	116,135,449

Endowment not subject to spending policy or appropriations:

Externally managed perpetual trust	3,456,130
Total endowments	<u>119,591,579</u>

STATE OF MISSISSIPPI INSTITUTIONS OF HIGHER LEARNING
NOTES TO FINANCIAL STATEMENTS
June 30, 2023

Not subject to spending policy or appropriation -

Restricted to endowment:

Pledges and other receivables, net	2,507,996
Amounts due from externally managed trusts	8,431,287
Gift annuities	5,834
Cash surrender value of life insurance	2,195,944
Investments held at cost	167,965
Total	<u>13,309,026</u>
Total net assets with donor restrictions	<u><u>\$ 147,983,474</u></u>

(f) Endowment Funds

The State of Mississippi adopted the UPMIFA effective July 1, 2012. The foundation's board of directors has determined its donor agreements provide for the preservation of the fair value of the original gift as of the date of the gift. As a result, the foundation segregates within the net asset class with donor restrictions, the original gift amount and amounts required to be retained by donor separate from the portion subject to appropriation.

Endowment net asset composition by type of fund as of June 30, 2023 is as follows:

	Without donor restrictions	With donor restrictions	Total
Board designated endowment funds	\$ 9,190,508	—	9,190,508
Donor-restricted funds functioning as endowments	4,737,745	7,380,105	12,117,850
Donor-restricted endowment funds:			
Original donor-restricted gift amount and amounts required to be maintained in perpetuity by donor	—	90,931,916	90,931,916
Accumulated investment gains	—	17,823,428	17,823,428
Sub-total	<u>13,928,253</u>	<u>116,135,449</u>	<u>130,063,702</u>
Externally managed perpetual trust	—	3,456,130	3,456,130
Total	<u><u>\$ 13,928,253</u></u>	<u><u>119,591,579</u></u>	<u><u>133,519,832</u></u>

During the year ended June 30, 2023, the foundation had the following endowment related activities:

STATE OF MISSISSIPPI INSTITUTIONS OF HIGHER LEARNING
NOTES TO FINANCIAL STATEMENTS
June 30, 2023

	Without donor restrictions	With donor restrictions	Total
Endowment net assets, beginning of year	\$ 12,058,780	108,744,890	120,803,670
Net investment gain	1,258,503	6,549,055	7,807,558
Contributions	39,731	5,291,023	5,330,754
Change in restrictions by donors	—	(16,801)	(16,801)
Other	571,239	(4,432,718)	(3,861,479)
Endowment net assets, end of year	13,928,253	116,135,449	130,063,702
Externally managed perpetual trust	—	3,456,130	3,456,130
Total	<u>\$ 13,928,253</u>	<u>119,591,579</u>	<u>133,519,832</u>

(g) Funds with Deficiencies

When unfavorable market fluctuations cause the fair value of certain donor-restricted endowments to be less than the historical cost (original gift/book value) of such funds, the fund is considered to be underwater, and this deficiency is recorded in net assets with donor restrictions. At June 30, 2023, 26 funds were underwater with an original gift value of \$3.1 million, fair value of \$3.0 million and deficiencies of \$84,191, \$8,857 of which is reported in net assets without donor restrictions and \$75,334 of which is reported in net assets with donor restrictions.

(THIS PAGE LEFT BLANK INTENTIONALLY)

COMBINING SUPPLEMENTARY INFORMATION

(THIS PAGE LEFT BLANK INTENTIONALLY)

STATE OF MISSISSIPPI INSTITUTIONS OF HIGHER LEARNING

Combining Statement of Net Position
June 30, 2023

	Alcorn State University	Delta State University	Jackson State University	Mississippi State University	Mississippi University for Women	Mississippi Valley State University	University of Mississippi	University of Southern Mississippi	University of Mississippi Medical Center	IHL Board Office	MCVS	Elimination entries	Total
Assets													
Current assets:													
Cash and cash equivalents	\$ 55,679,765	4,562,015	57,208,668	278,743,987	6,104,674	34,497,602	37,576,865	111,689,115	81,418,072	12,165,563	(225,909)	—	679,420,417
Short-term investments	3,580,441	351,404	—	10,559,133	—	2,272,694	137,180,042	16,761,803	243,535,430	4,983,257	24,941	—	419,249,145
Accounts receivable, net	24,931,386	6,605,270	37,230,839	93,356,908	5,712,324	10,118,607	67,044,838	34,344,719	183,992,346	2,907,919	856,364	(3,954,596)	463,146,924
Student notes receivable, net	700,789	288,475	—	2,070,402	6,901	—	6,786,188	2,029,572	1,045,911	884,831	—	—	13,813,069
Inventories	277,272	407,771	323,535	2,846,106	—	443,409	1,341,845	207,597	37,302,775	877,651	—	—	44,027,961
Prepaid expenses	—	—	11,917	7,052,564	193,825	178,742	2,914,290	6,788,669	18,669,367	49,168	—	—	35,858,542
Other current assets	—	—	—	96,147	—	—	—	—	8,554,391	—	—	—	8,650,538
Total current assets	85,169,653	12,214,935	94,774,959	394,725,247	12,017,724	47,511,054	252,844,068	171,821,475	574,518,292	21,868,389	655,396	(3,954,596)	1,664,166,596
Noncurrent assets:													
Restricted cash and cash equivalents	4,431,139	(1,460,672)	722,553	2,358,163	2,192,718	—	32,843,799	10,598,377	106,895,853	—	—	—	158,581,930
Restricted short-term investments	1,056,612	—	—	—	—	440,545	—	—	42,166,634	—	—	—	43,663,791
Endowments investments	19,282,933	—	54,082,842	48,609,661	3,985,525	3,697,118	106,292,564	10,089,891	101,747,844	22,681,724	—	—	370,470,102
Other long-term investments	—	—	—	84,328,131	9,444,617	1,364,384	352,355,336	38,593,168	201,490,448	58,076,399	613,853	—	746,266,336
Student notes receivable, net	—	308,978	1,238,792	13,852,477	79,375	—	26,258,606	7,497,600	2,994,032	12,420,628	—	—	64,650,488
Beneficial interest in irrevocable trust	—	—	—	—	—	—	—	—	41,652,408	—	—	—	41,652,408
Capital assets, net	160,043,534	129,580,631	256,624,965	1,250,156,441	126,050,619	107,934,493	1,204,480,656	580,191,175	941,670,744	4,345,282	2,392	—	4,761,080,932
Other noncurrent assets	151,838	1,167,200	84,857	15,067,007	—	124,090	11,742,145	1,681,369	3,889,852	—	—	(5,561,508)	28,346,850
Total noncurrent assets	184,966,056	129,596,137	312,754,009	1,414,371,880	141,752,854	113,560,630	1,733,973,106	648,651,580	1,442,507,815	97,524,033	616,245	(5,561,508)	6,214,712,837
Total assets	270,135,709	141,811,072	407,528,968	1,809,097,127	153,770,578	161,071,684	1,986,817,174	820,473,055	2,017,026,107	119,392,422	1,271,641	(9,516,104)	7,878,879,433
Deferred outflows of resources	16,042,012	10,401,301	29,771,424	131,931,958	8,902,337	7,613,958	70,725,504	53,692,884	266,330,827	3,531,037	300,436	—	599,243,678
Total assets and deferred outflows of resources	\$ 286,177,721	152,212,373	437,300,392	1,941,029,085	162,672,915	168,685,642	2,057,542,678	874,165,939	2,283,356,934	122,923,459	1,572,077	(9,516,104)	8,478,123,111

STATE OF MISSISSIPPI INSTITUTIONS OF HIGHER LEARNING

Combining Statement of Net Position

June 30, 2023

	Alcorn State University	Delta State University	Jackson State University	Mississippi State University	Mississippi University for Women	Mississippi Valley State University	University of Mississippi	University of Southern Mississippi	University of Mississippi Medical Center	IHL Board Office	MCVS	Elimination entries	Total
Liabilities													
Current liabilities:													
Accounts payable and accrued liabilities	\$ 6,449,831	4,803,958	20,348,425	50,481,277	2,858,281	3,179,380	55,909,111	21,932,415	124,759,350	1,701,198	329,185	(42,859)	292,709,552
Unearned revenues	2,927,599	1,384,936	7,571,296	30,975,563	1,403,255	3,515,314	59,004,586	15,342,768	29,756,057	—	—	—	151,881,374
Accrued leave liabilities – current portion	571,575	374,334	397,179	2,244,538	45,966	240,128	2,615,000	1,300,390	6,467,357	43,682	12,718	—	14,312,867
Long-term liabilities – current portion	1,653,583	795,190	6,637,765	18,479,576	253,701	694,234	20,118,066	7,905,096	46,234,343	6,400,833	—	(3,911,737)	105,260,650
Other current liabilities	—	—	—	—	303,886	72,357	283,356	49,527	75,702,581	330,935	—	—	76,742,642
Total current liabilities	11,602,588	7,358,418	34,954,665	102,180,954	4,865,089	7,701,413	137,930,119	46,530,196	282,919,688	8,476,648	341,903	(3,954,596)	640,907,085
Noncurrent liabilities:													
Accrued leave liabilities	2,313,783	1,123,005	5,081,156	25,089,986	1,103,178	1,151,212	17,316,998	10,521,333	61,841,285	827,928	52,762	—	126,422,626
Deposits refundable	677,421	111,821	415,062	46,417	—	24,624	95,050	2,866	—	—	—	—	1,373,261
Long-term liabilities	41,196,507	10,630,105	85,389,177	285,572,142	228,939	14,123,848	263,942,309	138,255,702	548,645,085	22,731,154	—	(5,561,508)	1,405,153,460
Net pension liability	71,695,816	56,240,562	141,575,643	671,443,515	47,621,034	45,483,661	395,825,863	264,972,272	1,512,260,832	20,904,852	1,851,627	—	3,229,875,677
Net OPEB liability	2,351,215	2,068,551	4,109,674	20,546,848	1,592,366	1,609,889	13,202,158	8,920,294	35,246,134	441,900	—	—	90,089,029
Other long-term liabilities	—	—	1,912,787	3,389,885	163,799	—	5,472,300	15,893,875	1,446,807	—	—	—	28,279,453
Total noncurrent liabilities	118,234,742	70,174,044	238,483,499	1,006,088,793	50,709,316	62,393,234	695,854,678	438,566,342	2,159,440,143	44,905,834	1,904,389	(5,561,508)	4,881,193,506
Total liabilities	129,837,330	77,532,462	273,438,164	1,108,269,747	55,574,405	70,094,647	833,784,797	485,096,538	2,442,359,831	53,382,482	2,246,292	(9,516,104)	5,522,100,591
Deferred inflows of resources	9,451,794	1,915,078	3,018,858	28,957,732	846,780	3,916,696	16,696,945	9,029,354	107,101,162	483,653	100,368	—	181,518,420
Total liabilities and deferred inflows of resources	\$ 139,289,124	79,447,540	276,457,022	1,137,227,479	56,421,185	74,011,343	850,481,742	494,125,892	2,549,460,993	53,866,135	2,346,660	(9,516,104)	5,703,619,011
Net Position													
Net investment in capital assets	\$ 120,567,167	118,665,631	179,190,200	959,206,369	125,502,858	93,372,835	937,758,615	419,115,574	489,576,552	3,920,026	2,392	—	3,446,878,219
Restricted for:													
Nonexpendable:													
Scholarship and fellowships	—	—	9,722,838	2,376,004	827,529	1,788,736	8,907,623	5,569,090	—	875,473	—	—	30,067,293
Research	—	—	—	4,644,725	—	—	250,905	—	—	—	—	—	4,895,630
Other purposes	17,374,780	—	35,018,454	7,883,022	286,659	—	44,938,657	—	30,841,938	19,083,794	—	—	155,427,304
Expendable:													
Scholarships and fellowships	—	—	9,185,783	1,965,158	545,258	1,270,639	8,305,258	869,404	9,553,134	18,088,191	—	—	49,782,825
Research	—	—	—	38,071,771	—	—	11,350,938	409,756	47,443,329	—	—	—	97,275,794
Capital projects	—	—	1,777,133	5,137,773	1,877,307	766,858	30,977,265	—	—	—	—	—	40,536,336
Debt service	—	—	16,929	(4,331,976)	—	440,543	—	25,984,213	927,468	—	—	—	23,037,177
Loans	553,822	—	337,551	14,923,332	245,543	—	33,016,793	4,231,292	7,753,810	—	—	—	61,062,143
Other purposes	—	—	—	1,511,900	—	1,078,093	20,715,560	12,148,454	92,670,877	33,153,436	994,880	—	162,273,200
Unrestricted	8,392,828	(45,900,798)	(74,405,518)	(227,586,472)	(23,033,424)	(4,043,405)	110,839,322	(88,287,736)	(944,871,167)	(6,063,596)	(1,771,855)	—	(1,296,731,821)
Total net position	\$ 146,888,597	72,764,833	160,843,370	803,801,606	106,251,730	94,674,299	1,207,060,936	380,040,047	(266,104,059)	69,057,324	(774,583)	—	2,774,504,100

See accompanying independent auditors' report.

STATE OF MISSISSIPPI INSTITUTIONS OF HIGHER LEARNING

Combining Statement of Revenues, Expenses and Changes in Net Position

Year ended June 30, 2023

	Alcorn State University	Delta State University	Jackson State University	Mississippi State University	Mississippi University for Women	Mississippi Valley State University	University of Mississippi	University of Southern Mississippi	University of Mississippi Medical Center	IHL Board Office	MCVS	Elimination entries	Total
Operating revenues:													
Tuition and fees	\$ 21,551,094	23,361,926	59,303,521	340,305,819	17,950,280	11,160,972	397,430,210	139,121,997	48,645,098	—	—	—	1,058,830,917
Scholarship allowances	(11,363,088)	(4,147,831)	(19,247,018)	(124,343,766)	(5,809,393)	(7,969,123)	(138,258,242)	(49,357,391)	(6,901,447)	—	—	—	(367,397,299)
Bad debt expense	(255,283)	(133,098)	—	(3,263,247)	77,891	(137,991)	(596,107)	(997,793)	—	—	—	—	(5,305,628)
Net tuition and fees	9,932,723	19,080,997	40,056,503	212,698,806	12,218,778	3,053,858	258,575,861	88,766,813	41,743,651	—	—	—	686,127,990
Federal appropriations	—	—	—	16,065,608	—	—	—	—	—	—	—	—	16,065,608
Federal grants and contracts	29,798,669	3,927,535	38,551,136	186,596,677	1,052,514	7,252,802	50,260,889	62,169,256	73,761,527	2,482,219	3,246,618	(40,018,446)	419,081,396
State grants and contracts	245,733	1,350,547	3,443,811	33,522,069	6,731,346	5,378	14,756,253	13,307,338	6,741,398	149,867	—	(38,211,127)	42,042,613
Nongovernmental grants and contracts	1,101,799	4,657,137	2,167,388	14,560,186	3,319,819	—	37,411,741	11,596,158	16,682,927	1,300,462	—	—	92,797,617
Sales and services of educational departments	1,286,917	1,023,268	3,381,582	64,244,608	1,116,811	2,153,344	9,307,251	1,354,268	1,114,778	3,542,539	—	(2,708,542)	85,816,824
Auxiliary enterprises:													
Student housing	10,529,018	2,940,214	12,841,950	34,363,988	2,132,855	3,313,967	32,314,968	20,187,424	—	—	—	—	118,624,384
Food services	5,558,606	2,864,999	11,907,834	3,113,459	1,667,562	2,557,854	4,866,116	3,122,577	—	—	—	—	35,659,007
Bookstore	348,650	186,001	—	954,137	62,748	1,182,260	692,007	753,690	1,813,881	—	—	—	5,993,374
Athletics	—	—	—	69,866,160	—	—	91,760,186	12,896,664	—	—	—	—	174,523,010
Other auxiliary revenues	494,192	982,230	1,763,183	11,832,641	215,266	1,130,521	13,169,260	6,592,988	489,470	2,104,942	—	—	38,774,693
Less auxiliary enterprise scholarship allowances	(3,020,568)	—	(3,426,170)	(13,189,434)	(1,244,862)	—	(10,887,650)	(3,431,225)	—	—	—	—	(35,199,909)
Interest earned on loans to students	—	14,846	—	354,045	—	—	970,235	—	357,406	—	—	—	1,696,532
Patient care revenues	—	—	—	—	—	—	—	—	1,365,774,381	—	—	—	1,365,774,381
Other operating revenues	6,388,197	26,887	12,819,933	2,599,417	143,691	3,833,151	9,972,784	4,896,997	127,717,987	14,589,052	11,935	(11,890,213)	171,109,818
Total operating revenues	62,663,936	37,054,661	123,507,150	637,582,367	27,416,528	24,483,135	513,169,901	222,212,948	1,636,197,406	24,169,081	3,258,553	(92,828,328)	3,218,887,338
Operating expenses:													
Salaries and wages	31,037,940	29,766,422	69,054,864	405,595,672	24,092,698	19,104,910	280,371,668	158,673,900	806,697,919	7,457,695	655,762	—	1,832,509,450
Fringe benefits	7,260,055	11,047,854	21,385,826	169,272,508	9,026,096	6,272,160	86,285,565	60,808,567	246,509,587	2,643,796	212,466	—	620,724,480
Travel	3,037,377	1,611,036	6,165,729	18,104,835	1,154,816	1,084,357	17,939,426	8,012,469	3,591,494	146,075	38,532	—	60,886,146
Contractual services	21,214,605	14,340,637	46,054,638	168,262,381	5,846,530	18,822,053	90,575,593	68,270,955	304,544,668	18,882,244	3,082,379	(54,617,201)	705,279,482
Utilities	3,928,703	2,384,415	4,800,271	21,187,327	3,369,830	2,142,542	22,227,350	11,857,971	19,552,402	808,455	—	—	92,259,266
Scholarships and fellowships	7,433,822	6,466,627	12,657,754	56,652,956	5,661,820	6,075,438	60,133,957	22,346,117	10,223,497	49,000,370	—	(38,211,127)	198,441,231
Commodities	5,941,475	3,515,794	4,179,850	30,237,058	3,906,814	5,284,395	45,053,780	17,945,603	385,512,339	335,784	144,550	—	502,057,442
Depreciation and amortization	4,776,803	4,902,292	8,677,054	46,880,292	3,134,069	2,953,473	40,255,361	19,171,605	73,530,018	246,064	—	—	204,527,031
Other operating expenses	—	46,207	5,653,852	—	—	—	3,161,058	—	51,533	31,916	52,369	—	8,996,935
Total operating expenses	84,630,780	74,081,284	178,629,838	916,193,029	56,192,673	61,739,328	646,003,758	367,087,187	1,850,213,457	79,552,399	4,186,058	(92,828,328)	4,225,681,463
Operating loss	(21,966,844)	(37,026,623)	(55,122,688)	(278,610,662)	(28,776,145)	(37,256,193)	(132,833,857)	(144,874,239)	(214,016,051)	(55,383,318)	(927,505)	—	(1,006,794,125)

STATE OF MISSISSIPPI INSTITUTIONS OF HIGHER LEARNING

Combining Statement of Revenues, Expenses and Changes in Net Position

Year ended June 30, 2023

	Alcorn State University	Delta State University	Jackson State University	Mississippi State University	Mississippi University for Women	Mississippi Valley State University	University of Mississippi	University of Southern Mississippi	University of Mississippi Medical Center	IHL Board Office	MCVS	Elimination entries	Total
Nonoperating revenue (expenses):													
State appropriations	\$ 30,960,281	26,450,897	46,133,678	217,464,492	17,842,161	16,893,390	108,436,125	100,798,430	186,924,508	59,045,147	1,020,753	—	811,969,862
Gifts and grants	11,095,612	5,195,353	19,067,823	83,129,996	5,442,868	20,944,002	31,171,683	35,334,903	8,651,818	—	—	—	220,034,058
Investment income, net of investment expense	(27,005)	184,458	3,212,676	15,584,223	26,790	187,716	4,970,995	3,924,300	12,188,055	(5,119,572)	(61,187)	(197,401)	34,874,048
Interest expense on capital assets-related debt	(1,686,329)	(471,957)	(3,022,681)	(11,387,914)	—	(528,662)	(8,863,461)	(5,509,838)	(14,829,618)	(5,663)	—	197,401	(46,108,722)
Other nonoperating revenues	—	26,948	18,476,163	392,100	262,788	—	1,632,500	—	—	—	—	—	20,790,499
Other nonoperating expenses	(2,042)	—	(14,472,418)	(1,554,210)	(579,117)	—	(23,486)	—	(1,783,141)	(1,760,414)	—	—	(20,174,828)
Total net nonoperating revenue	<u>40,340,517</u>	<u>31,385,699</u>	<u>69,395,241</u>	<u>303,628,687</u>	<u>22,995,490</u>	<u>37,496,446</u>	<u>137,324,356</u>	<u>134,547,795</u>	<u>191,151,622</u>	<u>52,159,498</u>	<u>959,566</u>	<u>—</u>	<u>1,021,384,917</u>
Income (loss) before other revenues, expenses, gains and losses	18,373,673	(5,640,924)	14,272,553	25,018,025	(5,780,655)	240,253	4,490,499	(10,326,444)	(22,864,429)	(3,223,820)	32,061	—	14,590,792
Capital grants and gifts	—	—	—	6,664,922	—	—	16,314,503	4,665,131	1,716,763	—	—	—	29,361,319
State appropriations restricted for capital purposes	5,256,415	4,287,864	8,885,250	7,138,004	8,582,911	833,046	4,303,279	5,239,563	(2,973,899)	1,762,192	—	—	43,314,625
Additions to permanent endowments	—	—	—	—	3,574	276,948	6,008	—	1,525,735	—	—	—	1,812,265
Other additions	—	—	—	134,272	18,608	—	347,981	1,151,947	1,023,200	5,077,727	36,708	—	7,790,443
Other deletions	—	—	(70,692)	—	—	—	(2,803,272)	(1,275,101)	—	—	—	—	(4,149,065)
Change in net position	<u>23,630,088</u>	<u>(1,353,060)</u>	<u>23,087,111</u>	<u>38,955,223</u>	<u>2,824,438</u>	<u>1,350,247</u>	<u>22,658,998</u>	<u>(544,904)</u>	<u>(21,572,630)</u>	<u>3,616,099</u>	<u>68,769</u>	<u>—</u>	<u>92,720,379</u>
Net position, beginning of the year	<u>123,258,509</u>	<u>74,117,893</u>	<u>137,756,259</u>	<u>764,846,383</u>	<u>103,427,292</u>	<u>93,324,052</u>	<u>1,184,401,938</u>	<u>380,584,951</u>	<u>(244,531,429)</u>	<u>65,441,225</u>	<u>(843,352)</u>	<u>—</u>	<u>2,681,783,721</u>
Net position, end of the year	<u><u>146,888,597</u></u>	<u><u>72,764,833</u></u>	<u><u>160,843,370</u></u>	<u><u>803,801,606</u></u>	<u><u>106,251,730</u></u>	<u><u>94,674,299</u></u>	<u><u>1,207,060,936</u></u>	<u><u>380,040,047</u></u>	<u><u>(266,104,059)</u></u>	<u><u>69,057,324</u></u>	<u><u>(774,583)</u></u>	<u><u>—</u></u>	<u><u>2,774,504,100</u></u>

See accompanying independent auditors' report.

STATE OF MISSISSIPPI INSTITUTIONS OF HIGHER LEARNING

Combining Statement of Cash Flows

Year ended June 30, 2023

	Alcorn State University	Delta State University	Jackson State University	Mississippi State University	Mississippi University for Women	Mississippi Valley State University	University of Mississippi	University of Southern Mississippi	University of Mississippi Medical Center	IHL Board Office	MCVS	Elimination entries	Total
Operating activities:													
Tuition and fees	\$ 8,601,873	18,549,071	48,516,795	218,190,124	11,794,435	4,108,616	255,802,524	97,705,515	42,141,536	—	—	—	705,410,489
Grants and contracts	19,486,089	8,905,923	42,536,030	229,938,245	11,103,679	7,119,349	105,801,618	87,072,752	89,041,417	3,932,548	2,623,127	(78,229,573)	529,331,204
Sales and services of educational departments	1,286,917	1,023,268	2,221,905	66,085,472	1,116,811	2,153,344	8,986,073	1,354,268	1,114,778	3,513,306	—	(2,708,542)	86,147,600
Payments to suppliers	(27,779,542)	(18,830,250)	(63,872,551)	(219,711,754)	(10,268,392)	(24,393,626)	(140,601,487)	(83,663,488)	(720,887,561)	(20,670,190)	(3,178,889)	54,617,201	(1,279,240,529)
Payments to employees for salaries and benefits	(41,745,760)	(39,559,141)	(91,897,298)	(559,110,359)	(31,956,694)	(25,772,289)	(357,464,263)	(228,147,741)	(1,039,897,874)	(9,896,497)	(850,296)	—	(2,426,298,212)
Payments for utilities	(3,928,703)	(2,384,415)	(4,800,271)	(21,117,805)	(3,369,830)	(2,142,542)	(22,427,774)	(11,857,970)	(19,552,402)	(808,455)	—	—	(92,390,167)
Payment for scholarships and fellowships	(7,433,822)	(6,466,627)	(16,785,876)	(56,652,956)	(5,661,820)	(6,075,438)	(60,133,957)	(22,346,117)	(10,352,733)	(49,210,464)	—	38,211,127	(202,908,683)
Loans issued to students	—	(127,066)	—	(2,547,850)	—	—	(4,282,721)	—	(341,296)	(1,426,821)	—	—	(8,725,754)
Collections of loans from students	8,451	85,142	—	2,438,122	(39,489)	—	1,970,323	2,282,498	2,070,877	1,496,912	—	—	10,312,836
Federal loan program receipts	12,883,779	11,930,492	58,056,805	131,949,733	9,392,625	9,190,856	94,836,300	73,875,748	45,974,209	—	—	—	448,090,547
Federal loan program disbursements	(13,417,829)	(11,620,028)	(58,056,805)	(132,117,987)	(9,392,625)	(9,190,856)	(94,836,300)	(73,637,181)	(39,836,801)	—	—	—	(442,106,412)
Auxiliary enterprise charges:													
Student housing	7,508,450	2,943,069	9,719,936	33,748,053	1,296,204	3,313,967	21,025,376	20,187,424	—	—	—	—	99,742,479
Food services	5,558,606	2,836,598	8,421,338	3,103,993	1,158,571	2,557,854	5,098,247	3,122,577	—	—	—	—	31,857,784
Bookstore	304,027	186,001	—	1,388,239	43,596	1,182,260	692,007	753,689	976,589	—	—	—	5,526,408
Athletics	—	—	—	73,253,498	—	—	91,337,572	9,615,465	—	—	—	—	174,206,535
Other auxiliary enterprises	494,398	1,406,364	1,763,183	(251,557)	149,560	1,130,521	13,307,351	6,592,988	489,470	2,164,860	—	—	27,247,138
Patient care services	—	—	—	—	—	—	—	—	1,327,146,048	—	—	—	1,327,146,048
Interest earned on loans to students	—	—	—	—	—	—	970,235	—	357,406	208,251	—	—	1,535,892
Other receipts	6,934,115	762,173	12,700,358	17,263,322	143,691	3,629,464	8,243,273	4,896,997	119,131,228	14,589,052	11,935	(11,890,213)	176,415,395
Other payments	—	(995,654)	—	—	—	—	(19,211,106)	—	(51,533)	(31,916)	(15,661)	—	(20,305,870)
Net cash used in operating activities	(31,238,951)	(31,355,080)	(51,476,451)	(214,151,467)	(24,489,678)	(33,188,520)	(90,886,709)	(112,192,576)	(202,476,642)	(56,139,414)	(1,409,784)	—	(849,005,272)
Noncapital financing activities:													
State appropriations	30,960,281	26,450,897	44,262,783	213,432,982	17,528,572	17,396,186	105,691,927	100,798,430	186,276,346	58,654,053	1,020,753	—	802,473,210
Gifts and grants for other than capital purposes	11,095,612	5,195,353	19,067,823	82,259,149	4,225,341	20,944,003	31,351,167	35,334,903	8,651,818	—	—	—	218,125,169
Private gifts for endowment purposes	—	—	—	—	—	185,940	6,008	—	1,525,735	—	—	—	1,717,683
Other sources	—	—	5,397,251	—	8,866,392	—	93,084	1,151,947	—	6,505,631	—	—	22,014,305
Other uses	—	—	—	(1,514,372)	(374,871)	—	7,452,338	(621,150)	(1,416,946)	(1,760,414)	—	—	1,764,585
Net cash provided by noncapital financing activities	42,055,893	31,646,250	68,727,857	294,177,759	30,245,434	38,526,129	144,594,524	136,664,130	195,036,953	63,399,270	1,020,753	—	1,046,094,952

STATE OF MISSISSIPPI INSTITUTIONS OF HIGHER LEARNING

Combining Statement of Cash Flows
Year ended June 30, 2023

	Alcorn State University	Delta State University	Jackson State University	Mississippi State University	Mississippi University for Women	Mississippi Valley State University	University of Mississippi	University of Southern Mississippi	University of Mississippi Medical Center	IHL Board Office	MCVS	Elimination entries	Total
Capital and related financing activities:													
Proceeds from Capital Debt	\$ —	—	—	—	—	—	75,760,259	—	110,975,788	—	—	—	186,736,047
Cash Paid for Capital Assets	(5,938,465)	(8,303,777)	—	(103,427,171)	(304,468)	(362,816)	(77,725,724)	(8,160,172)	(47,687,482)	(124,096)	—	—	(252,034,171)
Capital Appropriations Received	5,256,415	4,287,864	—	5,167,500	(10,499,838)	—	4,303,280	5,239,563	(2,988,123)	—	—	—	10,766,661
Capital Grants and Contracts Received	—	—	—	6,129,566	—	—	9,934,286	4,665,131	1,477,649	—	—	(3,859,519)	18,347,113
Proceeds from Sales of Capital Assets	—	—	—	—	—	—	254,897	—	3,869	—	—	—	258,766
Principal Paid on Capital Debt, Leases & Subscriptions	(1,539,043)	(795,369)	(5,929,558)	(23,388,636)	(790,073)	(521,319)	(13,298,337)	(9,258,400)	(39,468,754)	(454,191)	—	3,842,276	(91,601,404)
Interest Paid on Capital Debt, Leases & Subscriptions	(1,720,040)	(465,162)	(2,830,062)	(12,758,708)	—	(519,954)	(7,911,644)	(5,509,837)	(13,983,033)	(5,663)	—	214,644	(45,489,459)
Other Source	—	675,920	—	3,659,063	55,904	—	—	(653,955)	—	—	—	—	3,736,932
Other Uses	(192,513)	—	(309,436)	(568,078)	47,534	—	(2,643,508)	—	(1,187,248)	—	—	—	(4,853,249)
Net cash provided by (used in) capital and related financing activities	(4,133,646)	(4,600,524)	(9,069,056)	(125,186,464)	(11,490,941)	(1,404,089)	(11,326,491)	(13,677,670)	7,142,666	(583,950)	—	197,401	(174,132,764)
Investing activities:													
Proceeds from Sales and Maturities of Investments	3,073,547	—	—	31,206,377	3,075,000	56,287	91,708,404	4,676,549	659,423,354	24,430,682	125,331	—	817,775,531
Interest Received on Investments	446,758	189,315	3,202,682	15,182,399	586,254	77,868	11,807,165	3,924,300	13,110,478	(5,149,938)	(36,744)	(197,401)	43,143,136
Purchases of Investments	(2,577,343)	—	(4,912,185)	(33,554,195)	(3,705,786)	(74,803)	(150,631,806)	(9,822,050)	(670,162,068)	(26,871,025)	(149,009)	—	(902,460,270)
Net cash provided by (used in) investing activities	942,962	189,315	(1,709,503)	12,834,581	(44,532)	59,352	(47,116,237)	(1,221,201)	2,371,764	(7,590,281)	(60,422)	(197,401)	(41,541,603)
Net increase (decrease) in cash and cash equivalents	7,626,258	(4,120,039)	6,472,847	(32,325,591)	(5,779,717)	3,992,872	(4,734,913)	9,572,683	2,074,741	(914,375)	(449,453)	—	(18,584,687)
Cash and cash equivalents - beginning of year	52,484,646	7,221,382	51,458,374	313,427,741	14,077,109	30,504,730	75,155,577	112,714,809	186,239,184	13,079,938	223,544	—	856,587,034
Cash and cash equivalents - end of year	60,110,904	3,101,343	57,931,221	281,102,150	8,297,392	34,497,602	70,420,664	122,287,492	188,313,925	12,165,563	(225,909)	—	838,002,347

STATE OF MISSISSIPPI INSTITUTIONS OF HIGHER LEARNING

Combining Statement of Cash Flows
Year ended June 30, 2023

	Alcorn State University	Delta State University	Jackson State University	Mississippi State University	Mississippi University for Women	Mississippi Valley State University	University of Mississippi	University of Southern Mississippi	University of Mississippi Medical Center	IHL Board Office	MCVS	Elimination entries	Total
Reconciliation of operating loss to net cash used in operating activities:													
Operating loss	\$ (21,966,844)	(37,026,623)	(55,122,688)	(278,610,662)	(28,776,145)	(37,256,193)	(132,833,857)	(144,874,239)	(214,016,051)	(55,383,318)	(927,505)	—	(1,006,794,125)
Adjustment to reconcile operating loss to net cash used in operating activities:													
Depreciation and amortization expense	4,776,803	4,902,292	8,677,054	46,880,292	3,134,069	2,953,473	40,255,361	19,171,605	73,530,018	246,064	—	—	204,527,031
Self-insurance claims expense	—	—	—	—	—	—	—	—	2,986,903	4,993,753	—	—	7,980,656
Provision for uncollectible accounts receivable	255,283	133,098	—	3,263,247	—	137,991	673,810	(1,000,000)	168,294,648	(1,842)	—	—	171,756,235
Other	—	—	—	—	—	(550,390)	—	—	—	—	36,708	—	(513,682)
Changes in assets and liabilities:													
(Increase) decrease in assets:													
Receivables, net	(12,606,389)	(1,155,099)	(3,071,688)	(11,913,496)	(463,832)	403,454	(4,476,843)	12,221,200	(202,592,148)	100,775	(623,491)	—	(224,177,557)
Inventories	(21,889)	(4,797)	(5,250)	290,778	—	(61,844)	(152,137)	10,377	(1,928,598)	134,615	—	—	(1,738,745)
Prepaid expenses	—	—	—	(228,605)	109,959	36,708	(2,399,735)	181,258	(5,020,300)	(5,404)	—	—	(7,326,119)
Loans to students	8,451	(56,770)	—	—	—	—	(2,253,635)	—	375,606	—	—	—	(1,926,348)
Deferred outflows of resources	(1,832,306)	(2,892,328)	(4,646,674)	(16,259,282)	(2,535,052)	(1,431,801)	(17,869,433)	(8,563,510)	(53,178,324)	(844,044)	(65,122)	—	(110,117,876)
Other assets	198	642,714	—	—	—	(8,708)	—	11,677,657	812,059	—	—	—	13,123,920
Increase (decrease) in liabilities:													
Accounts payable and accrued liabilities	1,086,232	(341,545)	(96,258)	(7,050,856)	305,026	1,009,464	(1,933,037)	(1,713,430)	(34,088,335)	609,466	86,572	—	(42,126,701)
Unearned revenue	153,775	242,284	996,364	11,495,494	(185,638)	174,335	4,192,964	150,141	3,179,943	—	—	—	20,399,662
Deposits refundable	206	2,855	(288,752)	—	—	(3,540)	—	(120)	—	—	—	—	(289,351)
Accrued leave liability	(84,849)	(21,137)	(1,158,344)	1,531,599	72,760	(16,191)	1,872,870	594,012	(77,673)	(20,714)	11,466	—	2,703,799
Net pension liability	16,235,496	16,805,430	42,376,691	187,045,129	14,105,394	11,846,792	116,125,176	73,231,231	403,294,089	6,187,774	466,288	—	887,719,490
Net OPEB liability	(828,901)	(593,324)	(1,143,407)	(6,195,573)	(445,264)	(633,860)	(3,864,465)	(2,628,239)	(12,744,166)	(105,787)	—	—	(29,182,986)
Deferred inflows of resources	(16,414,217)	(12,037,795)	(36,678,047)	(144,399,532)	(10,035,738)	(10,360,226)	(88,223,748)	(71,298,768)	(310,574,845)	(5,012,235)	(394,700)	—	(705,429,851)
Other liabilities	—	45,665	(1,315,452)	—	224,783	572,016	—	648,249	(20,729,468)	(7,038,517)	—	—	(27,592,724)
Total adjustments	(9,272,107)	5,671,543	3,646,237	64,459,195	4,286,467	4,067,673	41,947,148	32,681,663	11,539,409	(756,096)	(482,279)	—	157,788,853
Net cash used in operating activities	\$ (31,238,951)	(31,355,080)	(51,476,451)	(214,151,467)	(24,489,678)	(33,188,520)	(90,886,709)	(112,192,576)	(202,476,642)	(56,139,414)	(1,409,784)	—	(849,005,272)
Noncash capital related financing and investing activities:													
Gifts and contributions of capital assets	\$ —	—	—	535,356	—	—	1,760,844	—	239,114	—	—	—	2,535,314
Right-to-use assets under lease obligations	—	—	—	8,823,698	93,713	—	2,414,293	577,100	8,211,218	224,277	—	—	20,344,299
Subscription assets under outstanding arrangements	105,816	530,684	1,962,308	9,647,231	696,358	130,308	7,055,001	1,030,585	39,137,093	229,914	—	—	60,525,298

See accompanying independent auditors' report.

(THIS PAGE LEFT BLANK INTENTIONALLY)

REQUIRED SUPPLEMENTARY INFORMATION

(THIS PAGE LEFT BLANK INTENTIONALLY)

State of Mississippi Institutions of Higher Learning
Required Supplementary Information (Unaudited)
Schedule of Proportionate Share of the Net Pension Liability of the
Mississippi Public Employees' Retirement System
GASB 67 Paragraph 32(b)
June 30, 2023

<u>Employer</u>	<u>Proportionate share of the net pension liability (%)</u>	<u>Proportionate share of the net pension liability (\$)</u>	<u>Estimated Covered-employee payroll provided by PERS</u>	<u>Proportionate share of the net pension liability as a percentage of its covered-employee payroll</u>	<u>PERS fiduciary net position as a percentage of the total pension liability</u>
Alcorn State University:					
2015	0.47 %	\$ 56,758,259	\$ 28,572,870	199.00 %	67.00 %
2016	0.46	71,034,832	28,709,073	247.43	61.70
2017	0.46	82,196,659	29,437,759	279.22	57.47
2018	0.46	75,934,194	29,303,410	259.13	61.49
2019	0.45	75,156,617	28,855,149	260.46	62.54
2020	0.43	75,787,222	28,057,270	270.12	61.59
2021	0.42	80,909,069	27,829,874	290.73	58.97
2022	0.38	55,460,320	24,948,845	222.30	70.44
2023	0.35	71,695,816	23,979,075	298.99	59.93
Delta State University:					
2015	0.28	33,537,396	16,883,175	199.00	67.00
2016	0.27	42,181,402	17,047,771	247.43	61.70
2017	0.26	47,229,076	16,914,533	279.22	57.47
2018	0.27	44,338,880	17,110,610	259.13	61.49
2019	0.27	44,872,460	17,228,044	260.46	62.54
2020	0.27	48,336,405	17,894,673	270.12	61.59
2021	0.26	51,106,285	17,578,764	290.73	58.97
2022	0.27	39,435,132	17,739,908	222.30	70.44
2023	0.27	56,240,562	18,809,977	298.99	59.93
Jackson State University:					
2015	0.83	100,387,620	50,536,476	199.00	67.00
2016	0.85	130,840,285	52,898,190	247.43	61.70
2017	0.87	155,284,587	55,613,333	279.22	57.47
2018	0.91	152,074,130	58,686,216	259.13	61.49
2019	0.77	128,859,771	49,473,594	260.46	62.54
2020	0.72	126,401,212	46,795,130	270.12	61.59
2021	0.68	131,957,542	45,388,753	290.73	58.97
2022	0.67	99,198,952	44,624,684	222.30	70.44
2023	0.69	141,575,643	47,350,782	298.99	59.93
Mississippi State University:					
2015	3.11	377,668,592	190,123,441	199.00	67.00
2016	3.15	487,619,653	197,073,543	247.43	61.70
2017	3.22	575,770,041	206,205,213	279.22	57.47
2018	3.16	525,651,937	202,851,879	259.13	61.49
2019	3.11	517,960,848	198,862,565	260.46	62.54
2020	3.17	558,213,479	206,656,819	270.12	61.59
2021	3.22	623,650,981	214,514,000	290.73	58.97
2022	3.28	484,398,386	217,906,787	222.30	70.44
2023	3.26	671,443,515	224,568,115	298.99	59.93

State of Mississippi Institutions of Higher Learning
Required Supplementary Information (Unaudited)
Schedule of Proportionate Share of the Net Pension Liability of the
Mississippi Public Employees' Retirement System
GASB 67 Paragraph 32(b)
June 30, 2023

<u>Employer</u>	<u>Proportionate share of the net pension liability (%)</u>	<u>Proportionate share of the net pension liability (\$)</u>	<u>Estimated Covered-employee payroll provided by PERS</u>	<u>Proportionate share of the net pension liability as a percentage of its covered-employee payroll</u>	<u>PERS fiduciary net position as a percentage of the total pension liability</u>
Mississippi University for Women:					
2015	0.22 %	\$ 27,087,951	\$ 13,636,438	199.00 %	67.00 %
2016	0.23	35,499,410	14,347,232	247.43	61.70
2017	0.23	41,584,769	14,893,092	279.22	57.47
2018	0.24	39,274,129	15,156,095	259.13	61.49
2019	0.23	38,566,359	14,806,921	260.46	62.54
2020	0.22	39,373,621	14,576,551	270.12	61.59
2021	0.23	43,996,647	15,133,299	290.73	58.97
2022	0.23	33,515,640	15,077,023	222.30	70.44
2023	0.23	47,621,034	15,927,126	298.99	59.93
Mississippi Valley State University:					
2015	0.26	31,120,964	15,666,711	199.00	67.00
2016	0.24	37,755,185	15,258,908	247.43	61.70
2017	0.25	44,719,677	16,015,822	279.22	57.47
2018	0.25	41,999,298	16,207,752	259.13	61.49
2019	0.25	42,303,133	16,241,594	260.46	62.54
2020	0.25	44,196,596	16,362,070	270.12	61.59
2021	0.25	47,700,781	16,407,391	290.73	58.97
2022	0.23	33,636,869	15,131,557	222.30	70.44
2023	0.22	45,483,661	15,212,270	298.99	59.93
University of Mississippi:					
2015	1.85	224,435,474	112,983,803	199.00	67.00
2016	1.86	287,872,551	116,344,946	247.43	61.70
2017	1.87	333,566,560	119,462,908	279.22	57.47
2018	1.92	319,127,442	123,152,978	259.13	61.49
2019	1.96	325,309,886	124,897,390	260.46	62.54
2020	1.93	339,244,839	125,592,222	270.12	61.59
2021	1.91	370,390,153	127,401,184	290.73	58.97
2022	1.89	279,700,687	125,823,454	222.30	70.44
2023	1.92	395,825,863	132,386,218	298.99	59.93
University of Southern Miss:					
2015	1.35	163,430,215	82,272,965	199.00	67.00
2016	1.32	204,738,145	82,745,841	247.43	61.70
2017	1.31	233,764,776	83,720,083	279.22	57.47
2018	1.34	222,060,208	85,694,216	259.13	61.49
2019	1.35	224,453,669	86,175,302	260.46	62.54
2020	1.31	231,330,127	85,640,978	270.12	61.59
2021	1.31	253,087,895	87,053,333	290.73	58.97
2022	1.30	191,741,041	86,254,776	222.30	70.44
2023	1.29	264,972,272	88,621,489	298.99	59.93

State of Mississippi Institutions of Higher Learning
Required Supplementary Information (Unaudited)
Schedule of Proportionate Share of the Net Pension Liability of the
Mississippi Public Employees' Retirement System
GASB 67 Paragraph 32(b)
June 30, 2023

Employer	Proportionate share of the net pension liability (%)	Proportionate share of the net pension liability (\$)	Estimated Covered-employee payroll provided by PERS	Proportionate share of the net pension liability as a percentage of its covered-employee payroll	PERS fiduciary net position as a percentage of the total pension liability
University Medical Center:					
2015	6.76 %	\$ 821,435,313	\$ 413,521,568	199.00 %	67.00 %
2016	7.04	1,087,561,173	439,542,508	247.43	61.70
2017	7.22	1,288,831,062	461,579,562	279.22	57.47
2018	7.30	1,212,970,916	468,091,930	259.13	61.49
2019	7.41	1,232,363,510	473,145,740	260.46	62.54
2020	7.73	1,360,163,256	503,547,517	270.12	61.59
2021	7.74	1,498,101,899	515,294,356	290.73	58.97
2022	7.50	1,108,966,743	498,869,086	222.30	70.44
2023	7.35	1,512,260,832	505,784,264	298.99	59.93
Executive Office:					
2015	0.10	13,082,977	6,586,146	199.00	67.00
2016	0.11	16,593,427	6,706,305	247.43	61.70
2017	0.11	20,018,666	7,169,448	279.22	57.47
2018	0.10	18,081,464	6,977,734	259.13	61.49
2019	0.11	17,819,021	6,841,321	260.46	62.54
2020	0.11	18,717,421	6,929,397	270.12	61.59
2021	0.10	20,183,265	6,942,333	290.73	58.97
2022	0.10	14,717,078	6,620,483	222.30	70.44
2023	0.10	20,904,852	6,991,747	298.99	59.93
MS Commission for Volunteer Service					
2015	0.01	1,092,239	549,848	199.00	67.00
2016	0.01	1,231,115	503,886	247.43	61.70
2017	0.01	1,586,388	568,146	279.22	57.47
2018	0.01	1,649,603	636,590	259.13	61.49
2019	0.01	1,652,816	634,570	260.46	62.54
2020	0.01	1,750,782	648,159	270.12	61.59
2021	0.01	1,925,718	662,379	290.73	58.97
2022	0.01	1,385,339	623,195	222.30	70.44
2023	0.01	1,851,627	619,287	298.99	59.93
2015 Totals	15.24 %	\$ 1,850,037,000	\$ 931,333,441	199.00 %	67.00 %
2016 Totals	15.54 %	\$ 2,402,927,178	\$ 971,178,203	247.43 %	61.70 %
2017 Totals	15.81 %	\$ 2,824,552,261	\$ 1,011,579,899	279.22 %	57.47 %
2018 Totals	15.96 %	\$ 2,653,162,201	\$ 1,023,869,410	259.13 %	61.49 %
2019 Totals	15.93 %	\$ 2,649,318,090	\$ 1,017,162,190	260.46 %	62.54 %
2020 Totals	16.16 %	\$ 2,843,514,960	\$ 1,052,700,786	270.12 %	61.59 %
2021 Totals	16.13 %	\$ 3,123,010,235	\$ 1,074,205,666	290.73 %	58.97 %
2022 Totals	15.85 %	\$ 2,342,156,187	\$ 1,053,619,798	222.30 %	70.44 %
2023 Totals	15.69 %	\$ 3,229,875,677	\$ 1,080,250,350	298.99 %	59.93 %

State of Mississippi Institutions of Higher Learning
Required Supplementary Information (Unaudited)
Schedule of Proportionate Share of Contributions to the
Mississippi Public Employees' Retirement System
GASB 67 Paragraph 32(c)
June 30, 2023

Employer	Proportionate share of contributions	Required contributions	Contribution deficiency (excess)	Actual Covered- employee payroll	Contribution as a percentage of covered- employee payroll
Alcorn State University:					
2015	\$ 4,487,694	4,487,694	—	28,493,295	15.75 %
2016	4,578,969	4,578,969	—	29,072,819	15.75
2017	4,612,758	4,612,758	—	29,287,352	15.75
2018	4,445,215	4,445,215	—	28,223,587	15.75
2019	4,363,103	4,363,103	—	27,702,241	15.75
2020	4,789,190	4,789,190	—	27,524,080	17.40
2021	4,286,010	4,286,010	—	24,632,241	17.40
2022	4,124,495	4,124,495	—	23,703,994	17.40
2023	4,249,407	4,249,407	—	24,421,879	17.40
Delta State University:					
2015	2,664,943	2,664,943	—	16,920,273	15.75
2016	2,629,908	2,629,908	—	16,697,829	15.75
2017	2,650,434	2,650,434	—	16,828,152	15.75
2018	2,379,412	2,379,412	—	15,107,378	15.75
2019	2,725,784	2,725,784	—	17,306,565	15.75
2020	2,970,686	2,970,686	—	17,072,908	17.40
2021	3,051,947	3,051,947	—	17,539,925	17.40
2022	3,238,902	3,238,902	—	18,614,379	17.40
2023	3,441,325	3,441,325	—	19,777,730	17.40
Jackson State University:					
2015	8,271,356	8,271,356	—	52,516,546	15.75
2016	8,653,220	8,653,220	—	54,941,079	15.75
2017	8,714,352	8,714,352	—	55,329,219	15.75
2018	8,294,334	8,294,334	—	52,662,438	15.75
2019	7,274,360	7,274,360	—	46,186,413	15.75
2020	7,808,898	7,808,898	—	44,878,724	17.40
2021	7,674,848	7,674,848	—	44,108,322	17.40
2022	8,153,424	8,153,424	—	46,858,759	17.40
2023	8,449,058	8,449,058	—	48,557,805	17.40
Mississippi State University:					
2015	30,812,946	30,812,946	—	195,637,752	15.75
2016	32,082,720	32,082,720	—	203,699,810	15.75
2017	32,311,407	32,311,407	—	205,151,790	15.75
2018	31,045,339	31,045,339	—	197,113,263	15.75
2019	32,163,084	32,163,084	—	204,210,057	15.75
2020	36,670,189	36,670,189	—	210,748,213	17.40
2021	37,491,151	37,491,151	—	215,466,385	17.40
2022	38,656,800	38,656,800	—	222,165,517	17.40
2023	42,179,640	42,179,640	—	242,411,724	17.40

State of Mississippi Institutions of Higher Learning
Required Supplementary Information (Unaudited)
Schedule of Proportionate Share of Contributions to the
Mississippi Public Employees' Retirement System
GASB 67 Paragraph 32(c)
June 30, 2023

Employer	Proportionate share of contributions	Required contributions	Contribution deficiency (excess)	Actual Covered- employee payroll	Contribution as a percentage of covered- employee payroll
Mississippi University for Women:					
2015	\$ 2,243,470	2,243,470	—	14,244,254	15.75 %
2016	2,316,938	2,316,938	—	14,710,717	15.75
2017	2,333,680	2,333,680	—	14,817,016	15.75
2018	2,311,505	2,311,505	—	14,676,222	15.75
2019	2,267,113	2,267,113	—	14,394,367	15.75
2020	2,605,550	2,605,550	—	14,974,425	17.40
2021	2,593,446	2,593,446	—	14,904,862	17.40
2022	2,742,395	2,742,395	—	15,760,891	17.40
2023	2,960,187	2,960,187	—	17,012,569	17.40
Mississippi Valley State University:					
2015	2,384,644	2,384,644	—	15,140,597	15.75
2016	2,491,943	2,491,943	—	15,821,860	15.75
2017	2,509,604	2,509,604	—	15,933,994	15.75
2018	2,536,037	2,536,037	—	16,101,822	15.75
2019	2,545,552	2,545,552	—	16,162,235	15.75
2020	2,823,856	2,823,856	—	16,229,057	17.40
2021	2,595,820	2,595,820	—	14,918,506	17.40
2022	2,617,906	2,617,906	—	15,045,437	17.40
2023	2,674,807	2,674,807	—	15,372,454	17.40
University of Mississippi:					
2015	18,189,943	18,189,943	—	115,491,702	15.75
2016	18,587,600	18,587,600	—	118,016,508	15.75
2017	18,719,288	18,719,288	—	118,852,622	15.75
2018	19,505,230	19,505,230	—	123,842,730	15.75
2019	19,541,619	19,541,619	—	124,073,771	15.75
2020	21,929,628	21,929,628	—	126,032,345	17.40
2021	21,641,091	21,641,091	—	124,374,086	17.40
2022	22,793,811	22,793,811	—	130,998,914	17.40
2023	25,581,184	25,581,184	—	147,018,299	17.40
University of Southern Miss:					
2015	12,934,612	12,934,612	—	82,124,521	15.75
2016	13,009,957	13,009,957	—	82,602,902	15.75
2017	13,118,547	13,118,547	—	83,292,362	15.75
2018	13,456,220	13,456,220	—	85,436,317	15.75
2019	13,321,459	13,321,459	—	84,580,692	15.75
2020	13,777,396	13,777,396	—	79,180,437	17.40
2021	14,836,009	14,836,009	—	85,264,420	17.40
2022	15,254,661	15,254,661	—	87,670,466	17.40
2023	16,033,951	16,033,951	—	92,149,144	17.40

State of Mississippi Institutions of Higher Learning
Required Supplementary Information (Unaudited)
Schedule of Proportionate Share of Contributions to the
Mississippi Public Employees' Retirement System
GASB 67 Paragraph 32(c)
June 30, 2023

Employer	Proportionate share of contributions	Required contributions	Contribution deficiency (excess)	Actual Covered- employee payroll	Contribution as a percentage of covered- employee payroll
University Medical Center:					
2015	\$ 68,736,092	68,736,092	—	436,419,632	15.75 %
2016	71,818,771	71,818,771	—	455,992,197	15.75
2017	72,327,391	72,327,391	—	459,221,530	15.75
2018	73,927,567	73,927,567	—	469,381,378	15.75
2019	78,391,851	78,391,851	—	497,726,038	15.75
2020	88,706,272	88,706,272	—	509,806,161	17.40
2021	85,783,197	85,783,197	—	493,006,879	17.40
2022	87,049,388	87,049,388	—	500,283,839	17.40
2023	92,705,250	92,705,250	—	532,788,793	17.40
Executive Office:					
2015	1,048,459	1,048,459	—	6,656,883	15.75
2016	959,854	959,854	—	6,094,311	15.75
2017	1,123,420	1,123,420	—	7,132,825	15.75
2018	1,068,031	1,068,031	—	6,781,148	15.75
2019	1,078,124	1,078,124	—	6,845,232	15.75
2020	1,194,824	1,194,824	—	6,866,805	17.40
2021	1,138,221	1,138,221	—	6,541,500	17.40
2022	1,203,862	1,203,862	—	6,918,747	17.40
2023	1,288,072	1,288,072	—	7,402,713	17.40
MS Commission for Volunteer Service:					
2015	78,708	78,708	—	499,733	15.75
2016	88,482	88,482	—	561,790	15.75
2017	89,025	89,025	—	565,238	15.75
2018	99,080	99,080	—	629,080	15.75
2019	100,856	100,856	—	640,356	15.75
2020	114,024	114,024	—	655,310	17.40
2021	107,124	107,124	—	615,655	17.40
2022	106,561	106,561	—	612,420	17.40
2023	112,921	112,921	—	648,971	17.40
2015 Totals	\$ 151,852,867	151,852,867	—	964,145,187	15.75 %
2016 Totals	\$ 157,218,362	157,218,362	—	998,211,822	15.75 %
2017 Totals	\$ 158,509,906	158,509,906	—	1,006,412,102	15.75 %
2018 Totals	\$ 159,067,970	159,067,970	—	1,009,955,364	15.75 %
2019 Totals	\$ 163,772,905	163,772,905	—	1,039,827,967	15.75 %
2020 Totals	\$ 183,390,513	183,390,513	—	1,053,968,466	17.40 %
2021 Totals	\$ 181,198,864	181,198,864	—	1,041,372,782	17.40 %
2022 Totals	\$ 185,942,205	185,942,205	—	1,068,633,363	17.40 %
2023 Totals	\$ 199,675,802	199,675,802	—	1,147,562,081	17.40 %

State of Mississippi Institutions of Higher Learning
Required Supplementary Information (Unaudited)
Schedule of Proportionate Share of the Net OPEB Liability of the
Mississippi State and School Employees' Life and Health Insurance Plan
GASB 74 Paragraph 36(a)
June 30, 2023

Employer	Proportionate share of the net OPEB liability (%)	Proportionate share of the net OPEB liability (\$)	Covered-employee payroll	Proportionate share of the net OPEB liability as a percentage of its covered- employee payroll	Plan fiduciary net position as a percentage of the total OPEB liability
Alcorn State University:					
2018	0.58 %	\$ 4,553,690	\$ 26,074,744	17.46 %	0.00 %
2019	0.57	4,425,422	25,875,362	17.10	0.00
2020	0.56	4,718,847	25,466,787	18.53	0.00
2021	0.55	4,285,131	26,537,344	16.15	0.00
2022	0.49	3,180,116	23,295,570	13.54	0.00
2023	0.48	2,351,215	23,586,989	10.03	0.00
Delta State University:					
2018	0.41	3,212,943	18,397,530	17.46	0.00
2019	0.42	3,268,272	19,109,522	17.10	0.00
2020	0.42	3,556,677	19,194,756	18.53	0.00
2021	0.41	3,181,438	19,702,296	16.15	0.00
2022	0.41	2,661,875	19,492,212	13.54	0.00
2023	0.42	2,068,551	20,638,615	10.03	0.00
Jackson State University:					
2018	1.01	7,923,756	45,371,973	17.46	0.00
2019	0.93	7,183,715	42,003,040	17.10	0.00
2020	0.87	7,374,236	39,797,448	18.53	0.00
2021	0.82	6,385,068	39,542,017	16.15	0.00
2022	0.82	5,253,081	38,984,424	13.54	0.00
2023	0.83	4,109,674	40,785,835	10.03	0.00
Mississippi State University:					
2018	3.85	30,245,677	173,188,825	17.46	0.00
2019	3.84	29,735,714	173,864,154	17.10	0.00
2020	3.90	33,054,895	178,391,432	18.53	0.00
2021	3.98	31,009,098	192,035,910	16.15	0.00
2022	4.15	26,742,421	197,299,217	13.54	0.00
2023	4.17	20,546,848	204,911,965	10.03	0.00
Mississippi University for Women:					
2018	0.30	2,342,410	13,412,798	17.46	0.00
2019	0.31	2,364,085	13,822,757	17.10	0.00
2020	0.30	2,567,364	13,855,612	18.53	0.00
2021	0.31	2,421,117	14,993,708	16.15	0.00
2022	0.32	2,037,630	15,213,434	13.54	0.00
2023	0.32	1,592,366	15,724,659	10.03	0.00

State of Mississippi Institutions of Higher Learning
Required Supplementary Information (Unaudited)
Schedule of Proportionate Share of the Net OPEB Liability of the
Mississippi State and School Employees' Life and Health Insurance Plan
GASB 74 Paragraph 36(a)
June 30, 2023

<u>Employer</u>	<u>Proportionate share of the net OPEB liability (%)</u>	<u>Proportionate share of the net OPEB liability (\$)</u>	<u>Covered-employee payroll</u>	<u>Proportionate share of the net OPEB liability as a percentage of its covered- employee payroll</u>	<u>Plan fiduciary net position as a percentage of the total OPEB liability</u>
Mississippi Valley State University:					
2018	0.40 %	\$ 3,175,395	\$ 18,182,528	17.46 %	0.00 %
2019	0.40	3,080,141	18,009,522	17.10	0.00
2020	0.39	3,314,930	17,890,090	18.53	0.00
2021	0.37	2,917,487	18,067,671	16.15	0.00
2022	0.35	2,243,749	16,639,693	13.54	0.00
2023	0.34	1,609,889	16,707,450	10.03	0.00
University of Mississippi:					
2018	2.52	19,806,214	113,411,739	17.46	0.00
2019	2.62	20,248,697	118,393,742	17.10	0.00
2020	2.63	22,349,145	120,614,392	18.53	0.00
2021	2.67	20,806,654	128,853,307	16.15	0.00
2022	2.65	17,066,623	125,986,247	13.54	0.00
2023	2.68	13,202,158	131,694,021	10.03	0.00
University of Southern Mississippi:					
2018	1.79	14,037,705	80,380,864	17.46	0.00
2019	1.82	14,044,422	82,117,466	17.10	0.00
2020	1.80	15,274,063	82,431,424	18.53	0.00
2021	1.80	13,981,862	86,588,121	16.15	0.00
2022	1.79	11,548,533	85,100,144	13.54	0.00
2023	1.81	8,920,294	88,942,604	10.03	0.00
University of Mississippi Medical Center:					
2018	7.35	57,663,711	330,186,370	17.46	0.00
2019	7.34	56,789,549	332,047,403	17.10	0.00
2020	7.60	64,529,186	348,252,627	18.53	0.00
2021	7.76	60,353,305	373,761,386	16.15	0.00
2022	7.46	47,990,300	354,663,171	13.54	0.00
2023	7.15	35,246,134	351,347,854	10.03	0.00
Executive Office:					
2018	0.09	712,832	4,081,723	17.46	0.00
2019	0.09	691,744	4,044,610	17.10	0.00
2020	0.09	759,685	4,099,885	18.53	0.00
2021	0.08	661,048	4,093,796	16.15	0.00
2022	0.09	547,687	4,278,778	13.54	0.00
2023	0.09	441,900	4,422,560	10.03	0.00

State of Mississippi Institutions of Higher Learning
Required Supplementary Information (Unaudited)
Schedule of Proportionate Share of the Net OPEB Liability of the
Mississippi State and School Employees' Life and Health Insurance Plan
GASB 74 Paragraph 36(a)
June 30, 2023

Employer	Proportionate share of the net OPEB liability (%)	Proportionate share of the net OPEB liability (\$)	Covered-employee payroll	Proportionate share of the net OPEB liability as a percentage of its covered- employee payroll	Plan fiduciary net position as a percentage of the total OPEB liability
2018 Totals	<u>18.31 %</u>	<u>\$ 143,674,333</u>	<u>\$ 822,689,094</u>	<u>17.46 %</u>	<u>0.00 %</u>
2019 Totals	<u>18.34 %</u>	<u>\$ 141,831,761</u>	<u>\$ 829,287,578</u>	<u>17.10 %</u>	<u>0.00 %</u>
2020 Totals	<u>18.56 %</u>	<u>\$ 157,499,028</u>	<u>\$ 849,994,451</u>	<u>18.53 %</u>	<u>0.00 %</u>
2021 Totals	<u>18.76 %</u>	<u>\$ 146,002,208</u>	<u>\$ 904,175,557</u>	<u>16.15 %</u>	<u>0.00 %</u>
2022 Totals	<u>18.53 %</u>	<u>\$ 119,272,015</u>	<u>\$ 880,952,889</u>	<u>13.54 %</u>	<u>0.00 %</u>
2023 Totals	<u>18.29 %</u>	<u>\$ 90,089,029</u>	<u>\$ 898,762,552</u>	<u>10.03 %</u>	<u>0.00 %</u>

See accompanying independent auditors' report.

State of Mississippi Institutions of Higher Learning
Required Supplementary Information (Unaudited)
Schedule of Proportionate Share of Employer Contributions to the
Mississippi State and School Employees' Life and Health Insurance Plan
GASB 74 Paragraph 36(c)
June 30, 2023

Employer	Contractually required contribution	Contributions in relation to the contractually required contribution	Contribution deficiency (excess)	Covered- employee payroll	Contributions as a percentage of covered- employee payroll
Alcorn State University:					
2018	\$ 253,468	179,174	74,294	26,074,744	0.69 %
2019	269,284	197,080	72,204	25,875,362	0.76
2020	258,131	189,145	68,986	25,466,787	0.74
2021	274,109	170,891	103,218	26,537,344	0.64
2022	288,561	126,734	161,827	23,295,570	0.54
2023	232,090	96,374	135,715	23,586,989	0.41
Delta State University:					
2018	178,839	126,420	52,420	18,397,530	0.69
2019	198,872	145,548	53,324	19,109,522	0.76
2020	194,558	142,562	51,996	19,194,756	0.74
2021	203,509	126,876	76,633	19,702,296	0.64
2022	241,449	106,042	135,407	19,492,212	0.54
2023	203,078	84,328	118,751	20,638,615	0.41
Jackson State University:					
2018	441,053	311,776	129,277	45,371,973	0.69
2019	437,124	319,917	117,207	42,003,040	0.76
2020	403,386	295,581	107,806	39,797,448	0.74
2021	408,437	254,637	153,800	39,542,017	0.64
2022	482,898	212,085	270,813	38,984,424	0.54
2023	401,322	166,647	234,674	40,785,835	0.41
Mississippi State University:					
2018	1,683,539	1,190,076	493,462	173,188,825	0.69
2019	1,809,398	1,324,240	485,159	173,864,154	0.76
2020	1,808,173	1,324,937	483,236	178,391,432	0.74
2021	1,983,574	1,236,645	746,928	192,035,910	0.64
2022	2,443,935	1,073,356	1,370,579	197,299,217	0.54
2023	2,016,278	837,253	1,179,026	204,911,965	0.41
Mississippi University for Women:					
2018	130,383	92,167	38,217	13,412,798	0.69
2019	143,853	105,281	38,572	13,822,757	0.76
2020	140,440	102,907	37,533	13,855,612	0.74
2021	154,873	96,554	58,318	14,993,708	0.64
2022	188,448	82,765	105,683	15,213,434	0.54
2023	154,726	64,250	90,477	15,724,659	0.41

State of Mississippi Institutions of Higher Learning
Required Supplementary Information (Unaudited)
Schedule of Proportionate Share of Employer Contributions to the
Mississippi State and School Employees' Life and Health Insurance Plan
GASB 74 Paragraph 36(c)
June 30, 2023

Employer	Contractually required contribution	Contributions in relation to the contractually required contribution	Contribution deficiency (excess)	Covered- employee payroll	Contributions as a percentage of covered- employee payroll
Mississippi Valley State University:					
2018	\$ 176,749	124,942	51,807	18,182,528	0.69 %
2019	187,424	137,170	50,255	18,009,522	0.76
2020	181,334	132,872	48,462	17,890,090	0.74
2021	186,624	116,350	70,275	18,067,671	0.64
2022	206,115	90,524	115,591	16,639,693	0.54
2023	164,397	68,265	96,132	16,707,450	0.41
University of Mississippi:					
2018	1,102,456	779,315	323,141	113,411,739	0.69
2019	1,232,120	901,748	330,371	118,393,742	0.76
2020	1,222,546	895,819	326,727	120,614,392	0.74
2021	1,330,949	829,771	501,178	128,853,307	0.64
2022	1,560,585	685,396	875,189	125,986,247	0.54
2023	1,295,834	538,090	757,743	131,694,021	0.41
University of Southern Mississippi:					
2018	781,368	552,341	229,027	80,380,864	0.69
2019	854,594	625,449	229,144	82,117,466	0.76
2020	835,524	612,229	223,295	82,431,424	0.74
2021	894,384	557,598	336,787	86,588,121	0.64
2022	1,054,131	462,966	591,165	85,100,144	0.54
2023	875,171	363,412	511,759	88,942,604	0.41
University of Mississippi Medical Center:					
2018	3,209,684	2,268,893	940,791	330,186,370	0.69
2019	3,455,606	2,529,046	926,561	332,047,403	0.76
2020	3,529,884	2,586,518	943,366	348,252,627	0.74
2021	3,860,649	2,406,895	1,453,754	373,761,386	0.64
2022	4,393,194	1,929,454	2,463,740	354,663,171	0.54
2023	3,457,168	1,435,577	2,021,591	351,347,854	0.41
Executive Office:					
2018	39,678	28,048	11,630	4,081,724	0.69
2019	42,092	30,806	11,286	4,044,612	0.76
2020	41,556	30,450	11,106	4,099,885	0.74
2021	42,286	26,363	15,923	4,093,796	0.64
2022	53,001	23,278	29,723	4,278,778	0.54
2023	43,517	18,070	25,447	4,422,560	0.41

State of Mississippi Institutions of Higher Learning
Required Supplementary Information (Unaudited)
Schedule of Proportionate Share of Employer Contributions to the
Mississippi State and School Employees' Life and Health Insurance Plan
GASB 74 Paragraph 36(c)
June 30, 2023

Employer	Contractually required contribution	Contributions in relation to the contractually required contribution	Contribution deficiency (excess)	Covered- employee payroll	Contributions as a percentage of covered- employee payroll
2018 Totals	\$ 7,997,218	5,653,152	2,344,066	822,689,094	0.69 %
2019 Totals	\$ 8,630,368	6,316,285	2,314,083	829,287,578	0.76 %
2020 Totals	\$ 8,615,532	6,313,021	2,302,512	849,994,451	0.74 %
2021 Totals	\$ 9,339,393	5,822,581	3,516,812	904,175,557	0.64 %
2022 Totals	\$ 10,912,317	4,792,599	6,119,718	880,952,889	0.54 %
2023 Totals	\$ 8,843,581	3,672,266	5,171,315	898,762,552	0.41 %

See accompanying independent auditors' report.

STATE OF MISSISSIPPI INSTITUTIONS OF HIGHER LEARNING
Notes to Required Supplementary Information (Unaudited)
June 30, 2023

1. Net pension liability

(a) Schedule of Proportionate Share of the Net Pension Liability

This schedule presents historical trend information about the IHL System's proportionate share of the net pension liability for its employees who participate in the PERS. The net pension liability is measured as the total pension liability less the amount of the fiduciary net position of the plan. Trend information will be accumulated to display a ten-year presentation.

(b) Schedule of Proportionate Share of Contributions to the PERS defined benefit plan

The required contributions and percentage of those contributions actually made are presented in the schedule. Trend information will be accumulated to display a ten-year presentation.

(c) Changes of Assumptions and in Benefit Provisions (pension plan)

Changes of assumptions:

2023

- There were no changes of assumptions.

2022

- The expectation of retired life mortality was changed to the PubS.H-2010(B) Retiree Table with the following adjustments:
 - For males, 95% of male rates up to age 60, 110% for ages 61 to 75, and 101% for ages above 77;
 - For females, 84% of the female rates up to age 72, 100% for ages above 76; and
 - Projection scale MP-2020 will be used to project future improvements in life expectancy generationally.
- The expectation of disabled mortality was changed to PubG.H-2010 Disabled Table for disabled retirees with the following adjustments:
 - For males, 134% of male rates at all ages;
 - For females, 121% of female rates at all ages; and
 - Projection scale MP-2020 will be used to project future improvements in life expectancy generationally.
- The expectation of contingent annuitant mortality was based on the PubS.H-2010(B) Contingent Annuitant Table with the following adjustments:
 - For males, 97% of male rates at all ages;
 - For females, 110% of female rates at all ages;
 - Projection scale MP-2020 will be used to project future improvements in life expectancy generationally.
- The price inflation assumption was reduced from 2.75% to 2.40%;
- The wage inflation assumption was reduced from 3.00% to 2.65%;
- The investment rate of return assumption was changed from 7.75% to 7.55%;
- The assumed load for administrative expenses was increased from 0.25% to 0.28% of payroll;
- Withdrawal rates, pre-retirement mortality rates, disability rates and service retirement rates were also adjusted to reflect actual experience more closely;
- The percentage of active member disabilities assumed to be in the line of duty was increased from 9% to 12%; and
- The percentage of active member deaths assumed to be in the line of duty was decreased from 6% to 4%.

STATE OF MISSISSIPPI INSTITUTIONS OF HIGHER LEARNING
Notes to Required Supplementary Information (Unaudited)
June 30, 2023

2020

- The expectation of retired life mortality was changed to the PubS.H-2010(B) Retiree Table with the following adjustments:
 - For males, 112% of male rates from ages 18 to 75 scaled down to 105% for ages 80 to 119;
 - For females, 85% of the female rates from ages 18 to 65 scaled up to 102% for ages 75 to 119; and
 - Projection scale MP-2018 will be used to project future improvements in life expectancy generationally.
- The expectation of disabled mortality was changed to PubT.H-2010 Disabled Retiree Table for disabled retirees with the following adjustments:
 - For males, 137% of male rates at all ages;
 - For females, 115% of female rates at all ages; and
 - Projection scale MP-2018 will be used to project future improvements in life expectancy generationally.
- The price inflation assumption was reduced from 3.00% to 2.75%;
- The wage inflation assumption was reduced from 3.25% to 3.00%;
- Withdrawal rates, pre-retirement mortality rates, and service retirement rates were also adjusted to more closely reflect actual experience; and
- The percentage of active member disabilities assumed to be in the line of duty was increased from 7% to 9%.

2018

- The expectation of retired life mortality was changed to the RP-2014 Healthy Annuitant Blue Collar Mortality Table projected with Scale BB to 2022;
- The wage inflation assumption was reduced from 3.75% to 3.25%;
- Withdrawal rates, pre-retirement mortality rates, disability rates and service retirement rates were also adjusted to more closely reflect actual experience; and
- The percentage of active member disabilities assumed to be in the line of duty was increased from 6% to 7%.

2017

- The assumed rate of interest credited to employee contributions was changed from 3.50% to 2.00%.

2016

- The expectation of retired life mortality was changed to the RP-2014 Healthy Annuitant Blue Collar Table projected to 2016 using Scale BB rather than the RP-2000 Mortality Table, which was used prior to 2016;
- The expectation of disabled mortality was changed to the RP-2014 Disabled Retiree Table, rather than the RP-2000 Disabled Mortality Table, which was used prior to 2016;
- Withdrawal rates, pre-retirement mortality rates, disability rates and service retirement rates were also adjusted to more closely reflect actual experience;
- Assumed rates of salary increase were adjusted to more closely reflect actual and anticipated experience; and
- The price inflation and investment rate of return assumptions were changed from 3.50% to 3.00% and 8.00% to 7.75%, respectively.

Change in benefit provisions:

2018 - 2023

- There were no changes in benefit provisions.

2017

- Effective July 1, 2016, the interest rate on employee contributions shall be calculated based on the money market rate as published by the Wall Street Journal on December 31 of each preceding year with a minimum rate of one percent and a maximum rate of five percent.

STATE OF MISSISSIPPI INSTITUTIONS OF HIGHER LEARNING
Notes to Required Supplementary Information (Unaudited)
June 30, 2023

2. Net OPEB liability

(a) Schedule of Proportionate Share of the Net OPEB Liability

This schedule presents historical trend information about the IHL System's proportionate share of the net OPEB liability for its employees who participate in the State and School Employees' Life and Health Insurance Plan. The net OPEB liability is measured as the total OPEB liability less the amount of the fiduciary net position of the plan. Trend information will be accumulated to display a ten-year presentation.

(b) Schedule of Proportionate Share of Employer Contributions to the State and School Employees' Life and Health Insurance Plan

The required contributions and percentage of those contributions actually made are presented in the schedule. Trend information will be accumulated to display a ten-year presentation.

(c) Changes of Assumptions and to Benefit Terms (OPEB plan)

Changes of assumptions:

2023

- The SEIR was changed from 2.13% for the prior measurement date to 3.37% to the current measurement date.

2022

- The SEIR was changed from 2.19% for the prior measurement date to 2.13% to the current measurement date.

2021

- The SEIR was changed from 3.50% for the prior measurement date to 2.19% to the current measurement date.

2020

- The SEIR was changed from 3.89% for the prior measurement date to 3.50% to the current measurement date.

2019

- The SEIR was changed from 3.56% for the prior measurement date to 3.89% to the current measurement date.

Changes to benefit terms:

2023

- The schedule of monthly retiree contributions was increased as of January 1, 2023. In addition, the in-network medical deductible was increased for the Select coverage beginning January 1, 2023.

2022

- The schedule of monthly retiree contributions was increased as of January 1, 2022. In addition, the in-network medical deductible was increased for the Select coverage beginning January 1, 2022.

2021

- The schedule of monthly retiree contributions was increased as of January 1, 2021. In addition, the deductibles and coinsurance maximums were increased for Select coverage, and the coinsurance maximums were increased for the Base Coverage beginning January 1, 2021.

(THIS PAGE LEFT BLANK INTENTIONALLY)

REPORT ON INTERNAL CONTROL AND COMPLIANCE



**INDEPENDENT AUDITORS' REPORT ON INTERNAL CONTROL OVER FINANCIAL REPORTING
AND ON COMPLIANCE AND OTHER MATTERS BASED ON AN AUDIT OF FINANCIAL
STATEMENTS PERFORMED IN ACCORDANCE WITH GOVERNMENT AUDITING STANDARDS**

The Board of Trustees
State of Mississippi Institutions of Higher Learning
Jackson, Mississippi

We have audited, in accordance with the auditing standards generally accepted in the United States of America and the standards applicable to financial audits contained in *Government Auditing Standards* issued by the Comptroller General of the United States, the financial statements of the business-type activities and the aggregate discretely presented component units of the State of Mississippi Institutions of Higher Learning (the IHL System), a component unit of the State of Mississippi, as of and for the year ended June 30, 2023, and the related notes to the financial statements, which collectively comprise the IHL System's basic financial statements, and have issued our report thereon dated December 28, 2023. Our report includes a reference to other auditors who audited the financial statements of the Mississippi State University Foundation, Inc., the University of Mississippi Foundation, the State Institutions of Higher Learning Self-Insured Workers' Compensation Fund, and the State Institutions of Higher Learning Tort Liability Fund, as described in our report on State of Mississippi Institutions of Higher Learning's financial statements. This report does not include the results of the other auditors' testing of internal control over financial reporting or compliance and other matters that are reported on separately by those auditors.

The financial statements of the Mississippi State University Foundation, Inc., the University of Mississippi Foundation, the University of Southern Mississippi Foundation, the State Institutions of Higher Learning Self-Insured Workers' Compensation Fund, and the State Institutions of Higher Learning Tort Liability Fund were not audited in accordance with *Government Auditing Standards*.

Report on Internal Control Over Financial Reporting

In planning and performing our audit of the financial statements, we considered the IHL System's internal control over financial reporting (internal control) as a basis for designing audit procedures that are appropriate in the circumstances for the purpose of expressing our opinions on the financial statements, but not for the purpose of expressing an opinion on the effectiveness of the IHL System's internal control. Accordingly, we do not express an opinion on the effectiveness of the IHL System's internal control.

A *deficiency in internal control* exists when the design or operation of a control does not allow management or employees, in the normal course of performing their assigned functions, to prevent, or detect and correct, misstatements on a timely basis. A *material weakness* is a deficiency, or a combination of deficiencies, in internal control, such that there is a reasonable possibility that a material misstatement of the entity's financial statements will not be prevented, or detected and corrected, on a timely basis. A *significant deficiency* is a deficiency, or a combination of deficiencies, in internal control that is less severe than a material weakness, yet important enough to merit attention by those charged with governance.

Our consideration of internal control was for the limited purpose described in the first paragraph of this section and was not designed to identify all deficiencies in internal control that might be material weaknesses or significant deficiencies. Given these limitations, during our audit we did not identify any deficiencies in internal control that we consider to be material weaknesses. However, material weaknesses or significant deficiencies may exist that were not identified.

Report on Compliance and Other Matters

As part of obtaining reasonable assurance about whether the IHL System's financial statements are free from material misstatement, we performed tests of its compliance with certain provisions of laws, regulations, contracts, and grant agreements, noncompliance with which could have a direct and material effect on the financial statements. However, providing an opinion on compliance with those provisions was not an objective of our audit, and accordingly, we do not express such an opinion. The results of our tests disclosed no instances of noncompliance or other matters that are required to be reported under *Government Auditing Standards*.

Purpose of This Report

The purpose of this report is solely to describe the scope of our testing of internal control and compliance and the results of that testing, and not to provide an opinion on the effectiveness of the entity's internal control or on compliance. This report is an integral part of an audit performed in accordance with *Government Auditing Standards* in considering the entity's internal control and compliance. Accordingly, this communication is not suitable for any other purpose.



CliftonLarsonAllen LLP

Baltimore, Maryland
December 28, 2023

(THIS PAGE LEFT BLANK INTENTIONALLY)



**INDEPENDENT AUDITORS' REPORT ON COMPLIANCE FOR EACH MAJOR
FEDERAL PROGRAM, REPORT ON INTERNAL CONTROL OVER COMPLIANCE, AND
REPORT ON THE SCHEDULE OF EXPENDITURES OF FEDERAL AWARDS
REQUIRED BY THE UNIFORM GUIDANCE**

The Board of Trustees
State of Mississippi Institutions of Higher Learning
Jackson, Mississippi

Report on Compliance for Each Major Federal Program

Opinion on Each Major Federal Program

We have audited the State of Mississippi Institutions of Higher Learning (the IHL System)'s compliance with the types of compliance requirements described in the OMB *Compliance Supplement* that could have a direct and material effect on each of the IHL System's major federal programs for the year ended June 30, 2023. The IHL System's major federal programs are identified in the summary of auditors' results section of the accompanying schedule of findings and questioned costs.

In our opinion, the IHL System complied, in all material respects, with the compliance requirements referred to above that could have a direct and material effect on each of its major federal programs for the year ended June 30, 2023.

Basis for Opinion on Each Major Federal Program

We conducted our audit of compliance in accordance with auditing standards generally accepted in the United States of America (GAAS); the standards applicable to financial audits contained in *Government Auditing Standards* issued by the Comptroller General of the United States; and the audit requirements of Title 2 U.S. *Code of Federal Regulations* Part 200, *Uniform Administrative Requirements, Cost Principles, and Audit Requirements for Federal Awards* (Uniform Guidance). Our responsibilities under those standards and the Uniform Guidance are further described in the Auditors' Responsibilities for the Audit of Compliance section of our report.

We are required to be independent of the IHL System and to meet our other ethical responsibilities, in accordance with relevant ethical requirements relating to our audit. We believe that the audit evidence we have obtained is sufficient and appropriate to provide a basis for our opinion on compliance for each major federal program. Our audit does not provide a legal determination of the IHL System's compliance with the compliance requirements referred to above.

Responsibilities of Management for Compliance

Management is responsible for compliance with the requirements referred to above and for the design, implementation, and maintenance of effective internal control over compliance with the requirements of laws, statutes, regulations, rules and provisions of contracts or grant agreements applicable to the IHL System's federal programs.

Auditors' Responsibilities for the Audit of Compliance

Our objectives are to obtain reasonable assurance about whether material noncompliance with the compliance requirements referred to above occurred, whether due to fraud or error, and express an opinion on the IHL System's compliance based on our audit. Reasonable assurance is a high level of assurance but is not absolute assurance and therefore is not a guarantee that an audit conducted in accordance with GAAS, *Government Auditing Standards*, and the Uniform Guidance will always detect material noncompliance when it exists. The risk of not detecting material noncompliance resulting from fraud is higher than for that resulting from error, as fraud may involve collusion, forgery, intentional omissions, misrepresentations, or the override of internal control. Noncompliance with the compliance requirements referred to above is considered material if there is a substantial likelihood that, individually or in the aggregate, it would influence the judgment made by a reasonable user of the report on compliance about the IHL System's compliance with the requirements of each major federal program as a whole.

In performing an audit in accordance with GAAS, *Government Auditing Standards*, and the Uniform Guidance, we:

- exercise professional judgment and maintain professional skepticism throughout the audit.
- identify and assess the risks of material noncompliance, whether due to fraud or error, and design and perform audit procedures responsive to those risks. Such procedures include examining, on a test basis, evidence regarding the IHL System's compliance with the compliance requirements referred to above and performing such other procedures as we considered necessary in the circumstances.
- obtain an understanding of the IHL System's internal control over compliance relevant to the audit in order to design audit procedures that are appropriate in the circumstances and to test and report on internal control over compliance in accordance with the Uniform Guidance, but not for the purpose of expressing an opinion on the effectiveness of the IHL System's internal control over compliance. Accordingly, no such opinion is expressed.

We are required to communicate with those charged with governance regarding, among other matters, the planned scope and timing of the audit and any significant deficiencies and material weaknesses in internal control over compliance that we identified during the audit.

Other Matters

The results of our auditing procedures disclosed instances of noncompliance, which are required to be reported in accordance with the Uniform Guidance and which are described in the accompanying schedule of findings and questioned costs as items 2023-001 through 2023-005, 2023-007 through 2023-014, 2023-017 and 2023-018. Our opinion on each major federal program is not modified with respect to these matters.

Government Auditing Standards requires the auditor to perform limited procedures on the IHL Systems' responses to the noncompliance findings identified in our compliance audit described in the accompanying schedule of findings and questioned costs. The IHL Systems' responses were not subjected to the other auditing procedures applied in the audit of compliance and, accordingly, we express no opinion on the responses.

Report on Internal Control Over Compliance

Our consideration of internal control over compliance was for the limited purpose described in the Auditors' Responsibilities for the Audit of Compliance section above and was not designed to identify all deficiencies in internal control over compliance that might be material weaknesses or significant deficiencies in internal control over compliance and therefore, material weaknesses or significant deficiencies may exist that were not identified. However, as discussed below, we did identify certain deficiencies in internal control over compliance that we consider to be material weaknesses and significant deficiencies.

A deficiency in internal control over compliance exists when the design or operation of a control over compliance does not allow management or employees, in the normal course of performing their assigned functions, to prevent, or detect and correct, noncompliance with a type of compliance requirement of a federal program on a timely basis. *A material weakness in internal control over compliance* is a deficiency, or a combination of deficiencies, in internal control over compliance, such that there is a reasonable possibility that material noncompliance with a type of compliance requirement of a federal program will not be prevented, or detected and corrected, on a timely basis. We consider the deficiencies in internal control over compliance described in the accompanying schedule of findings and questioned costs as items 2023-001 and 2023-002 to be material weaknesses.

A significant deficiency in internal control over compliance is a deficiency, or a combination of deficiencies, in internal control over compliance with a type of compliance requirement of a federal program that is less severe than a material weakness in internal control over compliance, yet important enough to merit attention by those charged with governance. We consider the deficiencies in internal control over compliance described in the accompanying schedule of findings and questioned costs as items 2023-003 through 2023-018 to be significant deficiencies.

Our audit was not designed for the purpose of expressing an opinion on the effectiveness of internal control over compliance. Accordingly, no such opinion is expressed.

Government Auditing Standards requires the auditor to perform limited procedures on the IHL Systems' responses to the internal control over compliance findings identified in our audit described in the accompanying schedule of findings and questioned costs. The IHL Systems' responses were not subjected to the other auditing procedures applied in the audit of compliance and, accordingly, we express no opinion on the responses.

The purpose of this report on internal control over compliance is solely to describe the scope of our testing of internal control over compliance and the results of that testing based on the requirements of the Uniform Guidance. Accordingly, this report is not suitable for any other purpose.

Report on Schedule of Expenditures of Federal Awards Required by the Uniform Guidance

We have audited the financial statements of the business-type activities and the aggregate discretely presented component units of the IHL System as of and for the year ended June 30, 2023, and the related notes to the financial statements, which collectively comprise the IHL System's basic financial statements. We have issued our report thereon, dated December 28, 2023, which contained unmodified opinions on those financial statements. We did not audit the financial statements of the Mississippi State University Foundation, Inc., the University of Mississippi Foundation, the State Institutions of Higher Learning Self-Insured Workers' Compensation Fund, and the State Institutions of Higher Learning Tort Liability Fund. Those financial statements, which reflect approximately 0.7%, 0.9% and 0.2% of the assets, net position and revenues of the IHL System's business-type activities and 91.8%, 91.5% and 97.7% of assets, net assets and revenues of the aggregate discretely presented component units as of and for the year ended June 30, 2023, were audited by other auditors whose reports have been furnished to us, and our opinion, insofar as it related to the amounts included for the above mentioned entities/funds, is based solely on the reports of the other auditors. Our audit was conducted for the purpose of forming opinions on the financial statements that collectively comprise the basic financial statements. The accompanying schedule of expenditures of federal awards is presented for purposes of additional analysis as required by the Uniform Guidance and is not a required part of the basic financial statements. Such information is the responsibility of management and was derived from and relates directly to the underlying accounting and other records used to prepare the basic financial statements. The information has been subjected to the auditing procedures applied in the audit of the basic financial statements and certain additional procedures, including comparing and reconciling such information directly to the underlying accounting and other records used to prepare the basic financial statements or to the basic financial statements themselves, and other additional procedures in accordance with auditing standards generally accepted in the United States of America. In our opinion, based on our report and the reports of other auditors, the schedule of expenditures of federal awards is fairly stated in all material respects in relation to the basic financial statements as a whole.



CliftonLarsonAllen LLP

Baltimore, Maryland
March 25, 2024

STATE OF MISSISSIPPI INSTITUTIONS OF HIGHER LEARNING
SCHEDULE OF EXPENDITURES OF FEDERAL AWARDS
YEAR ENDED JUNE 30, 2023

Federal Grantor/Pass-Through Grantor/Program or Cluster Title	Federal ALN number	Pass-through entity identifying number	Passed through to subrecipients	Total Federal Expenditures	Alcorn State University	Delta State University	Jackson State University	Mississippi State University	Mississippi University for Women	Mississippi Valley State University	University of Mississippi	University of Mississippi Medical Center	University of Southern Mississippi	IHL Executive Office	MCVS	University Press
Student Financial Assistance Cluster:																
U.S. Department of Education:																
Federal Supplemental Educational Opportunity Grants	84.007		\$ -	\$ 6,367,814	1,210,192	164,573	1,057,903	1,242,829	171,619	505,423	1,068,299	80,000	866,976	-	-	-
Federal Work-Study Program	84.033		-	6,338,576	326,930	316,300	2,098,505	970,856	119,021	623,165	1,065,162	-	818,637	-	-	-
Federal Perkins Loan Program	84.038		-	26,728,332	-	479,221	-	5,178,753	574,744	-	4,512,335	1,872,311	14,110,968	-	-	-
Federal Pell Grant Program	84.063		-	124,808,366	10,866,817	4,638,215	19,067,823	29,552,176	5,152,227	5,619,710	22,061,667	556,212	27,293,519	-	-	-
Federal Direct Student Loans	84.268		-	433,237,007	24,349,401	16,338,415	58,056,805	109,235,929	9,392,615	9,190,856	94,836,200	39,836,801	71,999,985	-	-	-
Teacher Education Assistance for College and Higher Education Grants	84.379		-	209,869	-	-	11,254	163,823	10,274	-	18,860	-	5,658	-	-	-
Postsecondary Education Scholarships for Veteran's Dependents	84.408		-	13,002	-	-	-	-	-	-	13,002	-	-	-	-	-
Total U.S. Department of Education			-	597,702,966	36,753,340	21,936,724	80,292,290	146,344,366	15,420,500	15,939,154	123,575,525	42,345,324	115,095,743	-	-	-
U.S. Department of Health and Human Services:																
Health Professions Student Loans	93.342		-	2,956,309	-	-	-	-	-	-	2,956,309	-	-	-	-	-
Passed through from:																
Health Resources and Services Administration Nurse Faculty Loan Program	93.264	2E01HP27056-03-00	-	1,279,057	-	-	-	-	-	-	-	-	1,279,057	-	-	-
Total U.S. Department of Health and Human Services			-	4,235,366	-	-	-	-	-	-	2,956,309	-	1,279,057	-	-	-
Total Student Financial Assistance Cluster			-	601,938,332	36,753,340	21,936,724	80,292,290	146,344,366	15,420,500	15,939,154	126,531,834	42,345,324	116,374,800	-	-	-
Research and Development Cluster:																
U.S. Department of Agriculture:																
Condition Assessment of Northern Climatic Test House	10.RD		-	4,104	-	-	-	4,104	-	-	-	-	-	-	-	-
Development of preservative treated southern pine cross-laminated timber	10.RD		-	60,787	-	-	-	60,787	-	-	-	-	-	-	-	-
DNA based species identification of southern yellow pine lumber	10.RD		-	1,016	-	-	-	1,016	-	-	-	-	-	-	-	-
Dynamic Evolution Pattern of Legislative Efforts on Forestry Prescribed Fire	10.RD		-	41,383	-	-	-	41,383	-	-	-	-	-	-	-	-
Economic assessment of the lumber manufacturing sector in Oregon	10.RD		-	11,343	-	-	-	11,343	-	-	-	-	-	-	-	-
Effects of adding graphene based nanomaterials on cure time	10.RD		-	30,315	-	-	-	30,315	-	-	-	-	-	-	-	-
FY2021 Fireline Surveys, Part III, Tombigbee NF	10.RD		-	1,352	-	-	-	1,352	-	-	-	-	-	-	-	-
Novel Coatings for CLT	10.RD		-	3,442	-	-	-	3,442	-	-	-	-	-	-	-	-
US Forest Service Delaware Samples 2022	10.RD		-	1,449	-	-	-	1,449	-	-	-	-	-	-	-	-
Wear assessment of 5 U.S. Hardwoods for bridge decking and truck flooring	10.RD		-	58,778	-	-	-	58,778	-	-	-	-	-	-	-	-
Passed through from:																
Bureau of Plant Industry (MS Dept of Agric and Commerce) - A Survey of Southern Bacterial Wilt of Plants	10.RD	DTD 5/20/2020	-	559	-	-	-	559	-	-	-	-	-	-	-	-
USDA/Mississippi Delta Council for Farm Workers Opportunities Inc./Department of Agriculture	10.RD	350210834A	-	27,093	-	-	-	-	-	-	27,093	-	-	-	-	-
U.S. Forest Service - U.S. Department of Agriculture	10.RD	17-CS-11080700-002	-	3,739	-	-	-	-	-	-	-	-	3,739	-	-	-
U.S. Forest Service - U.S. Department of Agriculture	10.RD	18-CS-110807000-001	-	11,737	-	-	-	-	-	-	-	-	11,737	-	-	-
U.S. Forest Service - U.S. Department of Agriculture	10.RD	21-CS-11080700-252	-	40,428	-	-	-	-	-	-	-	-	40,428	-	-	-
Total ALN 10.RD			-	297,525	-	-	-	214,528	-	-	27,093	-	55,904	-	-	-
Agricultural Research Basic and Applied Research	10.001		123,599	20,827,860	-	-	-	16,604,853	-	-	4,207,862	-	15,145	-	-	-
Passed through from:																
Agricultural Research Service - IPM and Alternate Farming A	10.001	58-6066-0-032	-	20,989	20,989	-	-	-	-	-	-	-	-	-	-	-
Agricultural Research Service - Eval of Native Bees as Poll	10.001	58-6066-0-063	-	454	454	-	-	-	-	-	-	-	-	-	-	-
University of Florida - Agricultural Research Basic and Applied Research	10.001	SUB00003391	-	3,797	-	-	-	3,797	-	-	-	-	-	-	-	-
Agricultural Research Service - ARS - U.S. Department of Agriculture	10.001	58-6066-9-041	-	58,686	-	-	-	-	-	-	-	-	58,686	-	-	-
Total ALN 10.001			123,599	20,911,786	21,443	-	-	16,608,650	-	-	4,207,862	-	73,831	-	-	-
Plant and Animal Disease, Pest Control, and Animal Care	10.025		14,874	1,068,499	-	-	-	1,068,499	-	-	-	-	-	-	-	-
Passed through from:																
Mississippi Department of Agriculture and Commerce - Plant and Animal Disease, Pest Control, and Animal Care	10.025	SIGNED 6/3/2022	-	2,584	-	-	-	2,584	-	-	-	-	-	-	-	-
Mississippi Department of Agriculture and Commerce - Plant and Animal Disease, Pest Control, and Animal Care	10.025	DTD 9/23/19	-	380	-	-	-	380	-	-	-	-	-	-	-	-
Mississippi Department of Agriculture and Commerce - Plant and Animal Disease, Pest Control, and Animal Care	10.025	SIGNED 6/23/21	-	6,074	-	-	-	6,074	-	-	-	-	-	-	-	-
Mississippi Department of Agriculture and Commerce - Plant and Animal Disease, Pest Control, and Animal Care	10.025	CTD 9/14/19	-	1,934	-	-	-	1,934	-	-	-	-	-	-	-	-
Mississippi Department of Agriculture and Commerce - Plant and Animal Disease, Pest Control, and Animal Care	10.025	CTD 8/5/19	-	1	-	-	-	1	-	-	-	-	-	-	-	-
Mississippi Department of Agriculture and Commerce - Plant and Animal Disease, Pest Control, and Animal Care	10.025	SIGNED 9/20/21	-	6,364	-	-	-	6,364	-	-	-	-	-	-	-	-
Mississippi Department of Agriculture and Commerce - Plant and Animal Disease, Pest Control, and Animal Care	10.025	SIGNED 8/11/2022	-	40,101	-	-	-	40,101	-	-	-	-	-	-	-	-
Mississippi Department of Agriculture and Commerce - Plant and Animal Disease, Pest Control, and Animal Care	10.025	SIGNED 9/17/21	-	122	-	-	-	122	-	-	-	-	-	-	-	-
Mississippi Department of Agriculture and Commerce - Plant and Animal Disease, Pest Control, and Animal Care	10.025	SIGNED 8/4/21	-	23	-	-	-	23	-	-	-	-	-	-	-	-
Mississippi Department of Agriculture and Commerce - Plant and Animal Disease, Pest Control, and Animal Care	10.025	SIGNED 6/27/2022	-	18,845	-	-	-	18,845	-	-	-	-	-	-	-	-
University of Georgia - Plant and Animal Disease, Pest Control, and Animal Care	10.025	SUB00002239	-	119	-	-	-	119	-	-	-	-	-	-	-	-
Total ALN 10.025			14,874	1,145,046	-	-	-	1,145,046	-	-	-	-	-	-	-	-
Wildlife Services	10.028			2,219,970	-	-	-	2,219,970	-	-	-	-	-	-	-	-
Passed through from:																
Mississippi Department of Wildlife, Fisheries, & Parks - Wildlife Services	10.028	SIGNED 10/5/21	-	23,041	-	-	-	23,041	-	-	-	-	-	-	-	-
Mississippi Department of Wildlife, Fisheries, & Parks - Wildlife Services	10.028	SIGNED 10/03/2022	-	128,769	-	-	-	128,769	-	-	-	-	-	-	-	-
Mississippi Department of Wildlife, Fisheries, & Parks - Wildlife Services	10.028	SA161020, SA161063, SA161072	-	10,472	-	-	-	10,472	-	-	-	-	-	-	-	-
Mississippi Department of Wildlife, Fisheries, & Parks - Wildlife Services	10.028	CONTRACT DATED 4/21/15	-	7,521	-	-	-	7,521	-	-	-	-	-	-	-	-
MS Partners for Fish and Wildlife - U.S. Department of the Interior	10.028	8006132	-	(26)	-	-	-	-	-	-	-	-	(26)	-	-	-
Total ALN 10.028			-	2,389,747	-	-	-	2,389,773	-	-	-	-	(26)	-	-	-
Conservation Reserve Program	10.069		151,107	609,254	-	-	-	609,254	-	-	-	-	-	-	-	-
Passed through from:																
Pheasants Forever, Inc. - Conservation Reserve Program	10.069	C001-2021-03	-	66,867	-	-	-	66,867	-	-	-	-	-	-	-	-
Total ALN 10.069			151,107	676,121	-	-	-	676,121	-	-	-	-	-	-	-	-
Transportation Services	10.167		-	82,637	-	-	-	82,637	-	-	-	-	-	-	-	-
Specialty Crop Block Grant Program - Farm Bill	10.170		-	194	-	-	-	194	-	-	-	-	-	-	-	-
Passed through from:																
MDAC: Specialty Crop Block Grant Program - Farm Bill	10.170	SIGNED 10/30/2020	12,502	126,451	-	-	-	126,451	-	-	-	-	-	-	-	-
MDAC: Specialty Crop Block Grant Program - Farm Bill	10.170	CTD 10/8/19	-	5,709	-	-	-	5,709	-	-	-	-	-	-	-	-
MDAC: Specialty Crop Block Grant Program - Farm Bill	10.170	CONTRACT DTD 10/21/21	-	40,686	-	-	-	40,686	-	-	-	-	-	-	-	-
MDAC: Specialty Crop Block Grant Program - Farm Bill	10.170	SIGNED 2/22/2023	-	8,317	-	-	-	8,317	-	-	-	-	-	-	-	-
MDAC: Specialty Crop Block Grant Program - Farm Bill	10.170	SIGNED 10/4/22	-	13,573	-	-	-	13,573	-	-	-	-	-	-	-	-
MDAC: Specialty Crop Block Grant Program - Farm Bill	10.170	MOU DTD 10/22/2021	-	2,580	-	-	-	2,580	-	-	-	-	-	-	-	-
MDAC: Specialty Crop Block Grant Program - Farm Bill	10.170	CTD 10-27-2021	-	4,445	-	-	-	4,445	-	-	-	-	-	-	-	-
MDAC: Specialty Crop Block Grant Program - Farm Bill	10.170	CTD 10-19-2021	-	20,959	-	-	-	20,959	-	-	-	-	-	-	-	-
MDAC: Specialty Crop Block Grant Program - Farm Bill	10.170	CTD 10/30/18	-	25	-	-										

STATE OF MISSISSIPPI INSTITUTIONS OF HIGHER LEARNING
SCHEDULE OF EXPENDITURES OF FEDERAL AWARDS
YEAR ENDED JUNE 30, 2023

Federal Grantor/Pass-Through Grantor/Program or Cluster Title	Federal ALN number	Pass-through entity identifying number	Passed through to subrecipients	Total Federal Expenditures	Alcorn State University	Delta State University	Jackson State University	Mississippi State University	Mississippi University for Women	Mississippi Valley State University	University of Mississippi	University of Mississippi Medical Center	University of Southern Mississippi	IHL Executive Office	MCVS	University Press
Payments to Agricultural Experiment Stations Under the Hatch Act	10.203		-	6,306,885	-	-	-	6,306,885	-	-	-	-	-	-	-	-
Payments to 1890 Land-Grant Colleges and Tuskegee University	10.205		-	2,913,108	2,913,108	-	-	-	-	-	-	-	-	-	-	-
Animal Health and Disease Research	10.207		-	89,061	-	-	-	89,061	-	-	-	-	-	-	-	-
Passed through from:																
Southern SARE Program - Sustainable Agriculture Research and Education	10.215	SUB00002394	-	8,594	-	-	-	8,594	-	-	-	-	-	-	-	-
University of Georgia - Sustainable Agriculture Research and Education	10.215	SUB00002839	-	14,020	-	-	-	14,020	-	-	-	-	-	-	-	-
Total ALN 10.215			-	22,614	-	-	-	22,614	-	-	-	-	-	-	-	-
1890 Institution Capacity Building Grants	10.216		224,652	719,906	719,906	-	-	-	-	-	-	-	-	-	-	-
Secondary and Two-Year Postsecondary Agriculture Education Challenge Grants	10.226		-	5,968	-	-	-	5,968	-	-	-	-	-	-	-	-
Agricultural and Rural Economic Research, Cooperative Agreements and Collaborations	10.250		-	3,792	-	-	-	3,792	-	-	-	-	-	-	-	-
Passed through from:																
South Dakota State University - Agricultural and Rural Economic Research, Cooperative Agreements and Collaborations	10.250	3TE111	-	3,994	-	-	-	3,994	-	-	-	-	-	-	-	-
Total ALN 10.250			-	7,786	-	-	-	7,786	-	-	-	-	-	-	-	-
Agricultural Market and Economic Research	10.290		-	50,000	-	-	-	50,000	-	-	-	-	-	-	-	-
Passed through from:																
University of Tennessee - Agricultural Market and Economic Research	10.290	95001053165	-	5,170	-	-	-	5,170	-	-	-	-	-	-	-	-
Total ALN 10.290			-	55,170	-	-	-	55,170	-	-	-	-	-	-	-	-
Integrated Programs	10.303		-	525,065	-	-	-	525,065	-	-	-	-	-	-	-	-
Passed through from:																
Kansas State University - Integrated Programs	10.303	A22-0057-S002	-	115,587	-	-	-	115,587	-	-	-	-	-	-	-	-
Total ALN 10.303			-	640,652	-	-	-	640,652	-	-	-	-	-	-	-	-
North Carolina State University - Organic Agriculture Research and Extension Initiative	10.307	2019-3156-01	-	61,798	-	-	-	61,798	-	-	-	-	-	-	-	-
Specialty Crop Research Initiative	10.309		95	191,913	-	-	-	191,913	-	-	-	-	-	-	-	-
Passed through from:																
North Carolina State University - Specialty Crop Research Initiative	10.309	2021-2582-04	-	11,904	-	-	-	11,904	-	-	-	-	-	-	-	-
North Carolina State University - Specialty Crop Research Initiative	10.309	2020-0042-06	-	19,822	-	-	-	19,822	-	-	-	-	-	-	-	-
Total ALN 10.309			95	223,639	-	-	-	223,639	-	-	-	-	-	-	-	-
Agriculture and Food Research Initiative (AFRI)	10.310		543,875	3,751,816	-	-	-	3,596,561	-	-	-	43,797	111,458	-	-	-
Passed through from:																
Arizona State University (ASU) - Agriculture and Food Research Initiative (AFRI)	10.310	ASUB00000727	-	57,180	-	-	-	57,180	-	-	-	-	-	-	-	-
Central State University - Agriculture and Food Research Initiative (AFRI)	10.310	8527-004	-	34,814	-	-	-	34,814	-	-	-	-	-	-	-	-
Long Island University (LIU) - Agriculture and Food Research Initiative (AFRI)	10.310	32344	-	1,347	-	-	-	1,347	-	-	-	-	-	-	-	-
Louisiana State University Agricultural Center (LSU Ag) - Agriculture and Food Research Initiative (AFRI)	10.310	PO-0000224326	-	14,933	-	-	-	14,933	-	-	-	-	-	-	-	-
Oregon State University - Agriculture and Food Research Initiative (AFRI)	10.310	C0577B-A	-	76,018	-	-	-	76,018	-	-	-	-	-	-	-	-
Texas A&M AgriLife Research - Agriculture and Food Research Initiative (AFRI)	10.310	M1903793	-	4,368	-	-	-	4,368	-	-	-	-	-	-	-	-
University of Nebraska - Agriculture and Food Research Initiative (AFRI)	10.310	25-6221-0435-005	-	141,776	-	-	-	141,776	-	-	-	-	-	-	-	-
University of Tennessee - Agriculture and Food Research Initiative (AFRI)	10.310	9500098659	-	18,649	-	-	-	18,649	-	-	-	-	-	-	-	-
University of Tennessee - Knoxville - Agriculture and Food Research Initiative (AFRI)	10.310	A22-0132-S001	-	7,217	-	-	-	7,217	-	-	-	-	-	-	-	-
University of Tennessee - Knoxville - Agriculture and Food Research Initiative (AFRI)	10.310	9500098821	-	12,240	-	-	-	12,240	-	-	-	-	-	-	-	-
University of Tennessee - Knoxville - Agriculture and Food Research Initiative (AFRI)	10.310	9500070302	-	34,189	-	-	-	34,189	-	-	-	-	-	-	-	-
National Institute of Food & Agriculture - U.S. Department of Agriculture	10.310	2023-67014-39916	-	9,151	-	-	-	-	-	-	-	9,151	-	-	-	-
Total ALN 10.310			543,875	4,163,698	-	-	-	3,999,292	-	-	-	43,797	120,609	-	-	-
USDA/Middle Tennessee State University/Capacity Building for Non-Land Grant Colleges of Agriculture (NLGCA)	10.326	537316-77791-01	-	22,764	-	-	-	-	-	-	22,764	-	-	-	-	-
University of Florida - National Food Safety Training, Education, Extension, Outreach, and Technical Assistance	10.328		-	4,401	-	-	-	4,401	-	-	-	-	-	-	-	-
Louisiana State University (LSU) - Crop Protection and Pest Management Competitive Grants Program	10.329	PO-0000208973	-	8,417	-	-	-	8,417	-	-	-	-	-	-	-	-
Louisiana State University Agricultural Center (LSU Ag) - Crop Protection and Pest Management Competitive Grants Program	10.329	PO-0000170517	-	25,003	-	-	-	25,003	-	-	-	-	-	-	-	-
University of Arkansas - Crop Protection and Pest Management Competitive Grants Program	10.329	GR013381-01	-	83,445	-	-	-	83,445	-	-	-	-	-	-	-	-
Total ALN 10.329			-	116,865	-	-	-	116,865	-	-	-	-	-	-	-	-
Food Insecurity Nutrition Incentive Grants Program	10.331		-	38,411	-	-	-	-	-	38,411	-	-	-	-	-	-
Veterinary Services Grant Program	10.336		-	22,806	-	-	-	22,806	-	-	-	-	-	-	-	-
Cooperative Extension Service	10.500		-	12,173	-	-	-	12,173	-	-	-	-	-	-	-	-
Passed through from:																
USDA/State of Mississippi Department of Human Services/Emergency Food Assistance Program	10.568	6027054 & 6027055	-	57,454	-	-	-	-	-	-	57,454	-	-	-	-	-
National Food Service Management Institute Administration and Staffing Grant	10.587		1,125,204	1,230,313	-	-	-	-	-	-	1,230,313	-	-	-	-	-
Forestry Research	10.652		-	141,495	-	-	-	141,495	-	-	-	-	-	-	-	-
Cooperative Forestry Assistance	10.664		-	15,115	-	-	-	15,115	-	-	-	-	-	-	-	-
Wood Utilization Assistance	10.674		-	11,775	-	-	-	11,775	-	-	-	-	-	-	-	-
Passed through from:																
U.S. Endowment for Forestry & Communities, Incorporated - Wood Utilization Assistance	10.674	22-00358	-	39,644	-	-	-	39,644	-	-	-	-	-	-	-	-
Total ALN 10.674			-	51,419	-	-	-	51,419	-	-	-	-	-	-	-	-
U.S. Forest Service - U.S. Department of Agriculture	10.679	22-PA-11080700-157	-	20,856	-	-	-	-	-	-	-	-	20,856	-	-	-
Forest Health Protection	10.680		-	11,959	-	-	-	11,959	-	-	-	-	-	-	-	-
International Forestry Programs	10.684		-	521,717	-	-	-	521,717	-	-	-	-	-	-	-	-
Partnership Agreements	10.699		-	8,542	-	-	-	8,542	-	-	-	-	-	-	-	-
USDA/Partnership Agreements	10.699		-	2,247	-	-	-	-	-	2,247	-	-	-	-	-	-
Total ALN 10.699			-	10,789	-	-	-	8,542	-	-	2,247	-	-	-	-	-
Research Joint Venture and Cost Reimbursable Agreements	10.707		373	329,169	-	-	-	182,612	-	-	146,557	-	-	-	-	-
Passed through from:																
Alabama A&M University (AAMU) - Research Joint Venture and Cost Reimbursable Agreements	10.707	AAMU-2023-003	-	1,824	-	-	-	1,824	-	-	-	-	-	-	-	-
North Carolina State University - Research Joint Venture and Cost Reimbursable Agreements	10.707	2019-2598-01	-	73,885	-	-	-	73,885	-	-	-	-	-	-	-	-
Total ALN 10.707			373	404,878	-	-	-	258,321	-	-	146,557	-	-	-	-	-
Distance Learning and Telemedicine Loans and Grants	10.855		-	95,266	-	-	-	65,214	-	-	-	30,052	-	-	-	-
Delta Health Care Services Grant Program	10.874		-	(14,142)	-	-	-	-	-	-	-	(14,142)	-	-	-	-
Soil and Water Conservation	10.902		6,011	39,813	-	-	-	39,813	-	-	-	-	-	-	-	-
Passed through from:																
National Resource Conservation Service - Enhance Small-Farm Comm	10.902	NR204423XXXXC114	-	69,411	69,411	-	-	-	-	-	-	-	-	-	-	-
National Resource Conservation Service - Advancing the Success of SD	10.902	NR223A750003C061	83,862	99,862	99,862	-	-	-	-	-	-	-	-	-	-	-
National Fish and Wildlife Foundation (NFWF) - Soil and Water Conservation	10.902	1907.21.071132	-	151,088	-	-	-	151,088	-	-	-	-	-	-	-	-
National Fish and Wildlife Foundation (NFWF) - Soil and Water Conservation	10.902	1904.20.067768	-	15,895	-	-	-	15,895	-	-	-	-	-	-	-	-
Total ALN 10.902			89,873	376,069	169,273	-	-	206,796	-	-	-	-	-	-	-	-
Soil Survey	10.903		-	96,949	25,842	-	-	73,107	-	-	-	-	-	-	-	-
Environmental Quality Incentives Program	10.912		30,014	553,774	-	-	-	553,774	-	-	-	-	-	-	-	-
Grassland Reserve Program	10.920		-	11,312	-	-	-	11,312	-	-	-	-	-	-	-	-
Passed through from:																
University of Arkansas at Pine Bluff (UAPB) - Healthy Forests Reserve Program (HFRP)	10.922	NR213A750009C001-5	-	26,323	-	-	-	26,323	-	-	-	-	-	-	-	-
Delta Wildlife - Feral Swine Eradication and Control Pilot Program	10.934	LTD 2/17/22	-	2,806	-	-	-	2,806	-	-	-	-	-	-	-	-
Partnerships for Climate-Smart Commodities	10.937		-	1,200	-	-	-	1,200	-	-	-	-	-	-	-	-
Technical Agricultural Assistance	10.960		-	9,479	-	-	-	9,479	-	-	-	-	-	-	-	-
Passed through from:																
Foreign Agricultural Service, Kenya Regional Transportation - Technical Agricultural Assistance	10.960	FX21TA-10960R012	-	33,544	33,544	-	-	-	-	-	-	-	-	-	-	-
Total ALN 10.960			-	43,023	33,544	-	-	9,479	-	-	-	-	-	-	-	-
Scientific Cooperation and Research	10.961		3,158	7,969	-	-	-	7,969	-	-	-	-	-	-	-	-
Cochran Fellowship Program-International Training-Foreign Participant	10.962		-	63,615	-	-	-	63,615	-	-	-	-	-	-	-	-
Total U.S. Department of Agriculture			2,608,517	46,946,400	3,940,311	-	-	36,942,507	-	-	5,732,701	59,707	271,174	-	-	-

STATE OF MISSISSIPPI INSTITUTIONS OF HIGHER LEARNING
SCHEDULE OF EXPENDITURES OF FEDERAL AWARDS
YEAR ENDED JUNE 30, 2023

Federal Grantor/Pass-Through Grantor/Program or Cluster Title	Federal ALN number	Pass-through entity identifying number	Passed through to subrecipients	Total Federal Expenditures	Alcorn State University	Delta State University	Jackson State University	Mississippi State University	Mississippi University for Women	Mississippi Valley State University	University of Mississippi	University of Mississippi Medical Center	University of Southern Mississippi	IHL Executive Office	MCVS	University Press
U.S. Department of Commerce:																
Passed through from:																
Kansas State University - NIST UAS Challenge 3.0	11.RD	A21-0295-S001	-	40,715	-	-	-	40,715	-	-	-	-	-	-	-	-
National Oceanic and Atmospheric Admin - U.S. Department of Commerce	11.RD	NFFN7710-20-02865	-	10,723	-	-	-	-	-	-	-	-	10,723	-	-	-
National Oceanic and Atmospheric Admin - U.S. Department of Commerce	11.RD	OMAO-HQ-2021-05/OTA.0901	32,726	221,765	-	-	-	-	-	-	-	-	221,765	-	-	-
Total ALN 11.RD			32,726	273,203	-	-	-	40,715	-	-	-	-	232,488	-	-	-
Ocean Exploration	11.011		-	61,822	-	-	-	61,822	-	-	-	-	-	-	-	-
Passed through from:																
National Oceanic and Atmospheric Admin - U.S. Department of Commerce	11.011	NA18OAR0110286	-	(4,843)	-	-	-	-	-	-	-	-	(4,843)	-	-	-
National Oceanic and Atmospheric Admin - U.S. Department of Commerce	11.011	NA19OAR0110300	-	16,271	-	-	-	-	-	-	-	-	16,271	-	-	-
Total ALN 11.011			-	73,250	-	-	-	61,822	-	-	-	-	11,428	-	-	-
National Oceanic and Atmospheric Admin - U.S. Department of Commerce	11.012	NA20NOS0120222	196,713	356,874	-	-	-	-	-	-	-	-	356,874	-	-	-
Texas A & M - U.S. Department of Commerce	11.012	02-S160277	-	78,020	-	-	-	-	-	-	-	-	78,020	-	-	-
Texas A & M - U.S. Department of Commerce	11.012	M2201261-02-410041-10001	-	209,049	-	-	-	-	-	-	-	-	209,049	-	-	-
Texas A & M - U.S. Department of Commerce	11.012	M2300659	-	122	-	-	-	-	-	-	-	-	122	-	-	-
Texas A & M - U.S. Department of Commerce	11.012	M2300785	-	2,025	-	-	-	-	-	-	-	-	2,025	-	-	-
Total ALN 11.012			196,713	646,090	-	-	-	-	-	-	-	-	646,090	-	-	-
Live Advantage Bait, LLC - NOAA Small Business Innovation Research Program	11.021	8007016.000	-	56,309	-	-	-	-	-	-	-	-	56,309	-	-	-
Economic Development Administration - Economic Adjustment Assistance	11.307	ED22HDQ3070008	70,681	92,560	-	-	-	-	-	-	-	-	92,560	-	-	-
National Oceanic and Atmospheric Admin -Geodetic Surveys and Services	11.400	NA18NOS4000198	3,106,944	4,645,178	-	-	-	-	-	-	-	-	4,645,178	-	-	-
Cooperative Institute (Inter-Agency Funded Activities)	11.405		13,860	91,321	-	-	-	91,321	-	-	-	-	-	-	-	-
Passed through from:																
University of Miami - Cooperative Institute (Inter-Agency Funded Activities)	11.405	OS00001180	-	18,088	-	-	-	18,088	-	-	-	-	-	-	-	-
Total ALN 11.405			13,860	109,409	-	-	-	109,409	-	-	-	-	-	-	-	-
Gulf States Marine Fisheries Commission - Interjurisdictional Fisheries Act of 1986	11.407	TM-650-999-2020-USM	-	13,747	-	-	-	-	-	-	-	-	13,747	-	-	-
MS Department of Marine Resources - Interjurisdictional Fisheries Act of 1986	11.407	8200048315	-	9,481	-	-	-	-	-	-	-	-	9,481	-	-	-
MS Department of Marine Resources - Interjurisdictional Fisheries Act of 1986	11.407	USM-01-23	-	32,343	-	-	-	-	-	-	-	-	32,343	-	-	-
Total ALN 11.407			-	55,571	-	-	-	-	-	-	-	-	55,571	-	-	-
Sea Grant Support	11.417		38,228	784,628	-	-	-	-	-	-	784,628	-	-	-	-	-
Passed through from:																
University of Florida - Sea Grant Support	11.417	SUB00002601	-	9,627	-	-	-	9,627	-	-	-	-	-	-	-	-
University of Puerto Rico - Sea Grant Support	11.417	2020-2021-007	-	7,187	-	-	-	7,187	-	-	-	-	-	-	-	-
US DOC/University of the Virgin Islands/Sea Grant Support	11.417	UMUPR01FY19	-	5,532	-	-	-	-	-	-	5,532	-	-	-	-	-
US DOC/University of Connecticut/Sea Grant Support	11.417	364406	-	12,101	-	-	-	-	-	-	12,101	-	-	-	-	-
US DOC/University of Minnesota/Sea Grant Support	11.417	D010061405	-	8,365	-	-	-	-	-	-	8,365	-	-	-	-	-
US DOC/University of Connecticut/Sea Grant Support	11.417	165382308	-	8,179	-	-	-	-	-	-	8,179	-	-	-	-	-
COVID-19 National Oceanic and Atmospheric Admin - U.S. Department of Commerce	11.417	NA18OAR4170080	2,697	4,885	-	-	-	-	-	-	-	-	4,885	-	-	-
National Oceanic and Atmospheric Admin - U.S. Department of Commerce	11.417	NA16OAR4170181	(13,185)	(13,185)	-	-	-	-	-	-	-	-	(13,185)	-	-	-
National Oceanic and Atmospheric Admin - U.S. Department of Commerce	11.417	NA18OAR4170080	137,534	630,070	-	-	-	-	-	-	-	-	630,070	-	-	-
National Oceanic and Atmospheric Admin - U.S. Department of Commerce	11.417	NA18OAR4170438	1,324,763	1,474,289	-	-	-	-	-	-	-	-	1,474,289	-	-	-
National Oceanic and Atmospheric Admin - U.S. Department of Commerce	11.417	NA20OAR4170494	2,909,463	3,122,776	-	-	-	-	-	-	-	-	3,122,776	-	-	-
National Oceanic and Atmospheric Admin - U.S. Department of Commerce	11.417	NA21OAR4170091	278,457	278,457	-	-	-	-	-	-	-	-	278,457	-	-	-
National Oceanic and Atmospheric Admin - U.S. Department of Commerce	11.417	NA21OAR4170268	233,284	233,284	-	-	-	-	-	-	-	-	233,284	-	-	-
National Oceanic and Atmospheric Admin - U.S. Department of Commerce	11.417	NA21OAR4170316	93,766	321,301	-	-	-	-	-	-	-	-	321,301	-	-	-
National Oceanic and Atmospheric Admin - U.S. Department of Commerce	11.417	NA21OAR4170328	36,418	134,925	-	-	-	-	-	-	-	-	134,925	-	-	-
National Oceanic and Atmospheric Admin - U.S. Department of Commerce	11.417	NA22OAR4170018	-	34,201	-	-	-	-	-	-	-	-	34,201	-	-	-
National Oceanic and Atmospheric Admin - U.S. Department of Commerce	11.417	NA22OAR4170090	236,525	518,350	-	-	-	-	-	-	-	-	518,350	-	-	-
Total ALN 11.417			5,277,950	7,574,972	-	-	-	16,814	-	-	818,805	-	6,739,353	-	-	-
South Carolina Department of Natural Resources - Coastal Zone Management Administration Awards	11.419	SCDNR FY2022-002	-	11,378	-	-	-	11,378	-	-	-	-	-	-	-	-
Mississippi Department of Marine Resources (MDMR) - Coastal Zone Management Estuarine Research Reserves	11.420	8200060023	-	24,712	-	-	-	24,712	-	-	-	-	-	-	-	-
Oyster South - Fisheries Development and Utilization Research and Development Grant	11.427	MSU-2021-01	-	20,003	-	-	-	20,003	-	-	-	-	-	-	-	-
National Oceanic and Atmospheric Administration (NOAA) Cooperative Institutes	11.432		1,222,598	5,024,023	-	-	-	5,024,023	-	-	-	-	-	-	-	-
Passed through from:																
University of Rhode Island - U.S. Department of Commerce	11.432	7525-10212019USM	353,735	2,860,893	-	-	-	-	-	-	-	-	2,860,893	-	-	-
Total ALN 11.432			1,576,333	7,884,916	-	-	-	5,024,023	-	-	-	-	2,860,893	-	-	-
FL Fish & Wildlife Conservation Commission - U.S. Department of Commerce	11.433	21277	-	4,295	-	-	-	-	-	-	-	-	4,295	-	-	-
National Oceanic and Atmospheric Admin - U.S. Department of Commerce	11.433	NA17NMF4330317	-	52,376	-	-	-	-	-	-	-	-	52,376	-	-	-
National Oceanic and Atmospheric Admin - U.S. Department of Commerce	11.433	NA21NMF4330507	-	60,808	-	-	-	-	-	-	-	-	60,808	-	-	-
Total ALN 11.433			-	117,479	-	-	-	-	-	-	-	-	117,479	-	-	-
National Oceanic and Atmospheric Admin - U.S. Department of Commerce	11.435	NA21NMF4350428	-	546,218	-	-	-	-	-	-	-	-	546,218	-	-	-
Gulf Coast Ecosystem Restoration Science, Observation, Monitoring, and Technology	11.451		746,644	898,408	-	-	-	898,408	-	-	-	-	-	-	-	-
Passed through from:																
University of New Orleans - Gulf Coast Ecosystem Restoration Science, Observation, Monitoring, and Technology	11.451	SCON-000018	-	4,561	-	-	-	4,561	-	-	-	-	-	-	-	-
University of South Alabama - Gulf Coast Ecosystem Restoration Science, Observation, Monitoring, and Technology	11.451	A19-0206-S003	-	125,813	-	-	-	125,813	-	-	-	-	-	-	-	-
National Oceanic and Atmospheric Admin - U.S. Department of Commerce	11.451	na17nos4510093	22,004	22,004	-	-	-	-	-	-	-	-	22,004	-	-	-
National Oceanic and Atmospheric Admin - U.S. Department of Commerce	11.451	NA17NOS4510099	4,255	4,255	-	-	-	-	-	-	-	-	4,255	-	-	-
National Oceanic and Atmospheric Admin - U.S. Department of Commerce	11.451	NA21NOS4510177	28,645	38,416	-	-	-	-	-	-	-	-	38,416	-	-	-
Tulane University - U.S. Department of Commerce	11.451	TUL-SCC-559529-21/22	-	12,014	-	-	-	-	-	-	-	-	12,014	-	-	-
Total ALN 11.451			801,548	1,105,471	-	-	-	1,028,782	-	-	-	-	76,689	-	-	-
Dauphin Island Sea Lab - Unallied Management Projects	11.454	IMTA-P1-USM	-	189,949	-	-	-	-	-	-	-	-	189,949	-	-	-
Gulf States Marine Fisheries Commission - Unallied Management Projects	11.454	ACQ-210-039-2021-USM	32,974	56,103	-	-	-	-	-	-	-	-	56,103	-	-	-
Gulf States Marine Fisheries Commission - Unallied Management Projects	11.454	ACQ-210-039-2022-USM	411,997	664,631	-											

STATE OF MISSISSIPPI INSTITUTIONS OF HIGHER LEARNING
SCHEDULE OF EXPENDITURES OF FEDERAL AWARDS
YEAR ENDED JUNE 30, 2023

Federal Grantor/Pass-Through Grantor/Program or Cluster Title	Federal ALN number	Pass-through entity identifying number	Passed through to subrecipients	Total Federal Expenditures	Alcorn State University	Delta State University	Jackson State University	Mississippi State University	Mississippi University for Women	Mississippi Valley State University	University of Mississippi	University of Mississippi Medical Center	University of Southern Mississippi	IHL Executive Office	MCVS	University Press
NOAA Center for Coastal & Marine - Educational Partnership Program	11.481	FAMU -C - 5095	-	2,333	-	-	2,333	-	-	-	-	-	-	-	-	-
Total ALN 11.481			-	350,456	-	-	350,456	-	-	-	-	-	-	-	-	-
Measurement and Engineering Research and Standards	11.609		-	4,950	-	-	-	-	-	-	4,950	-	-	-	-	-
Passed through from:																
Mississippi Manufacturers Association - Manufacturing Extension Partnership	11.611	MEP 2024-1	-	190,386	-	-	-	190,386	-	-	-	-	-	-	-	-
Mississippi Manufacturers Association - Manufacturing Extension Partnership	11.611	MEP 2023-1	-	150,432	-	-	-	150,432	-	-	-	-	-	-	-	-
Mississippi Manufacturers Association - Manufacturing Extension Partnership	11.611	MEP 2023 - 4	-	92,540	-	-	-	-	-	-	-	-	92,540	-	-	-
Total ALN 11.611			-	433,358	-	-	-	340,818	-	-	-	-	92,540	-	-	-
Congressionally-Identified Projects	11.617		54,293	286,679	-	-	-	198,889	-	-	87,790	-	-	-	-	-
Total U.S. Department of Commerce			11,844,170	26,913,031	-	-	421,090	7,457,576	-	-	1,607,215	-	17,427,150	-	-	-
U.S. Department of Defense:																
Improved Penetration Methodology Te	12.RD		-	68,624	-	-	68,624	-	-	-	-	-	-	-	-	-
Critical Infra Cyber Protection	12.RD		-	748,344	-	-	748,344	-	-	-	-	-	-	-	-	-
Stabilization of Airfield Pavement	12.RD		-	17,424	-	-	17,424	-	-	-	-	-	-	-	-	-
Advanced and Additive Manufacturing (ITL-6)	12.RD		352,405	822,482	-	-	-	822,482	-	-	-	-	-	-	-	-
Advanced Maintenance Technologies (ITL-5)	12.RD		335,197	567,055	-	-	-	567,055	-	-	-	-	-	-	-	-
AI/ML-Based Constitutive Models Leveraging Historical Geomaterial Datasets	12.RD		-	107,926	-	-	-	107,926	-	-	-	-	-	-	-	-
Analytics and Data Sciences	12.RD		-	1,000	-	-	-	1,000	-	-	-	-	-	-	-	-
Automated Low-Cost Distributed Acoustics Sensing for Perimeter Intrusion Detections	12.RD		-	152,507	-	-	-	152,507	-	-	-	-	-	-	-	-
Automated Mapping of Non-Indigenous Aquatic Plant Species	12.RD		-	86,229	-	-	-	86,229	-	-	-	-	-	-	-	-
Autonomous Vehicle Simulation in Cold Region Environments	12.RD		-	148,182	-	-	-	148,182	-	-	-	-	-	-	-	-
Bio-Inspired Approaches for Construction	12.RD		-	238,228	-	-	-	238,228	-	-	-	-	-	-	-	-
Child #1 - Surrogate Models for Blast Effects	12.RD		-	168,001	-	-	-	168,001	-	-	-	-	-	-	-	-
Child #2-Model Reduction and Physics-based Machine Learning	12.RD		-	129,296	-	-	-	129,296	-	-	-	-	-	-	-	-
Child #3-Automated parallel HPC workflow for AFLR mesh generation	12.RD		-	115,049	-	-	-	115,049	-	-	-	-	-	-	-	-
Child #4-Anomaly Detection and Sensor Fusion for Thermal Imaging Streams	12.RD		-	123,763	-	-	-	123,763	-	-	-	-	-	-	-	-
Child #5-Machine-Learned Surrogate Fluid-Thermal-Loading Database	12.RD		-	266,519	-	-	-	266,519	-	-	-	-	-	-	-	-
Child #6-Machine-Learned Surrogate Model for Turbulent Rotor Dynamics Simulations	12.RD		-	151,107	-	-	-	151,107	-	-	-	-	-	-	-	-
Child #7-Machine-Learning Based Surrogate Modeling of Human Vehicular Vibrational Injuries	12.RD		-	294,585	-	-	-	294,585	-	-	-	-	-	-	-	-
Concrete Constitutive Model Development	12.RD		-	20,121	-	-	-	20,121	-	-	-	-	-	-	-	-
Data Analytics and Visualization System Infrastructure (ITL-1)	12.RD		639,403	984,269	-	-	-	984,269	-	-	-	-	-	-	-	-
Develop ML/AI models to estimate the health status of individual system (Topic 1)	12.RD		-	270,047	-	-	-	270,047	-	-	-	-	-	-	-	-
Enhanced Network Cybersecurity Research	12.RD		515,101	872,564	-	-	-	872,564	-	-	-	-	-	-	-	-
Enhancing Modeling and Stimulation of Autonomous Ground Vehicle Systems	12.RD		-	992,190	-	-	-	992,190	-	-	-	-	-	-	-	-
ERDC GSL Mobility - Task 9 (Prabhu) W912HZ15C0036	12.RD		-	2,953	-	-	-	2,953	-	-	-	-	-	-	-	-
ERDC Military Engineering Program (parent)	12.RD		-	51,726	-	-	-	51,726	-	-	-	-	-	-	-	-
High Performance Computing Enabled Surrogate Models and Data Analytics	12.RD		-	34,741	-	-	-	34,741	-	-	-	-	-	-	-	-
High Strength Concrete (Military Engineering Task 6)	12.RD		-	97,693	-	-	-	97,693	-	-	-	-	-	-	-	-
HPC Enabled Variable Reduction Techniques for Unstructured Hyper-dimensional Tradespace Data	12.RD		-	97,630	-	-	-	97,630	-	-	-	-	-	-	-	-
Machine Learning of Advanced High Strength Steel	12.RD		-	34,219	-	-	-	34,219	-	-	-	-	-	-	-	-
Machine Learning-Based Surrogate Modeling of Dynamics Ballistic Penetration Behavior for Steel Alloys	12.RD		-	192,370	-	-	-	192,370	-	-	-	-	-	-	-	-
Machine Learning-Based Surrogate Modeling of the Bias Responses of the Warfighter	12.RD		-	243,669	-	-	-	243,669	-	-	-	-	-	-	-	-
Maintenance Related AR Visualization	12.RD		-	225,478	-	-	-	225,478	-	-	-	-	-	-	-	-
MSU Open Source Exploitation System- Year 3	12.RD		-	380,377	-	-	-	380,377	-	-	-	-	-	-	-	-
MSU Open Source Exploitation System-Year 5	12.RD		-	7,754	-	-	-	7,754	-	-	-	-	-	-	-	-
Multi-Functional Materials and Modeling for Kinetic & Non-Kinetic Protections	12.RD		-	269,699	-	-	-	269,699	-	-	-	-	-	-	-	-
Multi-Sensor Analytics and Sensor Fusion for Cross Country Mobility Assessment	12.RD		-	202,799	-	-	-	202,799	-	-	-	-	-	-	-	-
Near-real-time condition monitoring, developing models suitable for real-time feedback	12.RD		-	151,431	-	-	-	151,431	-	-	-	-	-	-	-	-
NextGen Metals for Cost Effective Force Protection	12.RD		-	466,660	-	-	-	466,660	-	-	-	-	-	-	-	-
Objective-based Manufacturability Assessment for HPC Tradespace Analytics	12.RD		-	314,028	-	-	-	314,028	-	-	-	-	-	-	-	-
Persistent Collaborative Situational Awareness to the Warfighter	12.RD		3,280,659	3,718,191	-	-	-	3,718,191	-	-	-	-	-	-	-	-
Reporting and Visualization of the state of the system and predicted health status	12.RD		-	334,789	-	-	-	334,789	-	-	-	-	-	-	-	-
Sensor Fusion Based Remote Sensing for National Disaster Damage Assessment	12.RD		-	123,016	-	-	-	123,016	-	-	-	-	-	-	-	-
SimBRS2	12.RD		10,292,988	11,041,341	-	-	-	11,041,341	-	-	-	-	-	-	-	-
Southern Regional Archeological Curation Services for the Mississippi Valley Division, U.S. Army Corps of Engineers	12.RD		-	3,643	-	-	-	3,643	-	-	-	-	-	-	-	-
Surrogate Model Based Design Optimization of Deployable Protective Structure for Ballistic Impact and Blast Mitigation	12.RD		-	174,690	-	-	-	174,690	-	-	-	-	-	-	-	-
System Engineering Assessment (Topic 7)	12.RD		-	83,734	-	-	-	83,734	-	-	-	-	-	-	-	-
Systems Engineering Analytics	12.RD		-	133,565	-	-	-	133,565	-	-	-	-	-	-	-	-
Towards the Design of Graded Material Protective Systems with Additive Manufacturing	12.RD		-	297,958	-	-	-	297,958	-	-	-	-	-	-	-	-
Ultra High Strain Rate Response	12.RD		-	193,995	-	-	-	193,995	-	-	-	-	-	-	-	-
Vehicle Performance, Reliability & Operations (VePro)- Analysis to Reduce Costs & Extend Life	12.RD		506,539	559,143	-	-	-	559,143	-	-	-	-	-	-	-	-
Vehicle Performance, Reliability & Operations (VePro)- Analysis to Reduce Costs & Extend Life	12.RD		-	98,171	-	-	-	98,171	-	-	-	-	-	-	-	-
Department of Defense	12.RD		339,020	1,964,715	-	-	-	-	-	-	1,964,715	-	-	-	-	-
Passed through from:																
Army Educational Outreach FY 2022	12.RD	240E20	-	3,837	-	-	3,837	-	-	-	-	-	-	-	-	-
Alion Science and Technology Corporation - Joint Capabilities Embedded Technology Insertion and Integration	12.RD	SUB1155027-002	-	1,850	-	-	-	1,850	-	-	-	-	-	-	-	-
AM General LLC - High Mobility Multipurpose Wheeled Vehicle Light-weighting Project	12.RD	PO 4800000871	-	9,255	-	-	-	9,255	-	-	-	-	-	-	-	-
American Lightweight Materials Mfg Innovation Inst - Methods for defect detection in AM processes	12.RD	K014-01 PROJECT #22017	-	129,686	-	-	-	129,686	-	-	-	-	-	-	-	-
American Lightweight Materials Mfg Innovation Inst - Methods for defect detection in AM processes	12.RD	K005-01 PROJECT# 21025	-	255,343	-	-	-	255,343	-	-	-	-	-	-	-	-
Camgian Microsystems Corporation - MSU Open Source Exploitation System- Year 4	12.RD	MSU-01-202207	56,230	1,771,740	-	-	-	1,771,740	-	-	-	-	-	-	-	-
Circadence - Circadence Network Mapper	12.RD	RSDP2-MSU-01 TO#0005	-	10,802	-	-	-	10,802	-	-	-	-	-	-	-	-
Cornerstone Research Group - Phase II: Tool Informed by Geomaterial Microstructure to Predict Electromagnetism	12.RD	PO 2022-0778	-	64,222	-	-	-	64,222	-	-	-	-	-	-	-	-
Educational Testing Service - Collaborative Problem Solving Skill: Estimating an Individual's Contribution	12.RD	AGREEMENT DTD 3/28/2022	-	12,646	-	-	-	12,646	-	-	-	-	-	-	-	-
General Dynamics - HPCMP Program Management Support- Phase I	12.RD	GDIT-01185	-	300,150	-	-	-	300,150	-	-	-	-	-	-	-	-
Griffiss Institute, Inc. - VICEROY for the NCAE-C Southeast Region	12.RD	SA10012021MM0337	315,362	699,657	-	-	-	699,657	-	-	-	-	-	-	-	-
Hill Technical Solutions - Ground Based Missile Launch Simulations	12.RD	PO#0000000026	-	(8,011)	-	-	-	(8,011)	-	-	-	-	-	-	-	-
Hill Technical Solutions - Ground Based Missile Launch Simulations	12.RD	PO#00000000315	-	38,576	-	-	-	38,576	-	-	-	-	-	-	-	-
Intelligent Automation, Inc - Logistics and Technical Advantages of Additive Manufacturing for Aviation Shop Sets	12.RD	2642-1	-	5,780	-	-	-	5,780	-	-	-	-	-	-	-	-
M4 Aerospace Engineering - Low Cost Carbon-Carbon Development for Hypersonic Flight Systems	12.RD	B22B-T013-0153	-	21,821	-	-	-	21,821	-	-	-	-	-	-	-	-
Marshall University - Delivering Scalable Harmful Algal Bloom Prevention and Management Technologies for Freshwater	12.RD	P23001331	-	12,074	-	-	-	12,074	-	-	-	-	-	-	-	-
Mississippi Gulf Coast Community College - Excellence in Cyber Education and Leadership (ExCEL) consortium	12.RD	CTD 3/28/22	-	877	-	-	-	877	-	-	-	-	-	-	-	-
MxD - 5G Landscape for Industrial IoT	12.RD	2023-01	-	16,611	-	-	-	16,611	-	-	-	-	-	-	-	-
National Center for Manufacturing Sciences - A Coupled Thermo-Mechanical Approach	12.RD	202031-141054	-	234,843	-	-	-	234,843	-	-	-	-	-	-	-	-
Solvus Global - Large Scale WAAM AM Process for Army Components	12.RD	W56HZV-22-C-0023-01	-	50,540	-	-	-	50,540	-	-	-	-	-	-	-	-
Spectral Energies, LLC - Topology Optimization	12.RD	SB1816-001-2	-	2,735	-	-	-	2,735	-	-	-	-	-	-	-	-
Steel Founders Society of America - Steel Performance Initiative: Steel Technology Advance Research	12.RD	STAR2	-	120,478	-	-	-	120,478	-	-	-	-	-	-	-	-
Torch Technologies - Multi-Modal Threat Detection (M2TD) System	12.RD	T21S002 TO ID04190090	-	95,364	-	-	-	95,364	-	-	-	-	-	-	-	-
Hill Technical Solutions, Inc./Department of Defense	12.RD	PO OTA-OM-2020PO-14	-	164,952	-	-	-	-	-	-	164,952	-	-	-	-	-
Creare LLC/Department of Defense	12.RD	PO S696 106505	-	31	-	-	-	-	-	-	31	-	-	-	-	-
Hill Technical Solutions, Inc./Department of Defense	12.RD	PO-OTAO2M2020PO14Mod1	-	161,604	-	-	-	-	-	-	161,604	-	-	-	-	-
ENSCO, Inc./Department of Defense	12.RD	G27430-4107	-	76,692	-	-	-	-	-	-	76,692	-	-	-	-	-
Hyperion Technology Group, Inc./Department of Defense	12.RD	20210501	-	704,190	-	-	-	-	-	-	704,190	-	-	-	-	-
ENSCO, Inc./Department of Defense	12.RD	G27397-3943 TO#55	-	58,908	-	-	-	-	-	-	58,908	-	-	-	-	-
Combustion Research and Flow Technology, Inc./Department of Defense	12.RD	21-C-0003/C830	-	33,814	-	-	-	-	-	-	33,814	-	-	-	-	-

STATE OF MISSISSIPPI INSTITUTIONS OF HIGHER LEARNING
SCHEDULE OF EXPENDITURES OF FEDERAL AWARDS
YEAR ENDED JUNE 30, 2023

Federal Grantor/Pass-Through Grantor/Program or Cluster Title	Federal ALN number	Pass-through entity identifying number	Passed through to subrecipients	Total Federal Expenditures	Alcorn State University	Delta State University	Jackson State University	Mississippi State University	Mississippi University for Women	Mississippi Valley State University	University of Mississippi	University of Mississippi Medical Center	University of Southern Mississippi	IHL Executive Office	MCVS	University Press
Combustion Research and Flow Technology, Inc./Department of Defense	12.RD	21-C-0003/C839	-	117,660	-	-	-	-	-	-	117,660	-	-	-	-	-
Hyperion Technology Group, Inc./Department of Defense	12.RD	20211015	-	257,022	-	-	-	-	-	-	257,022	-	-	-	-	-
Hyperion Technology Group, Inc./Department of Defense	12.RD	H2561C004UM220103	-	242,609	-	-	-	-	-	-	242,609	-	-	-	-	-
Hyperion Technology Group, Inc./Department of Defense	12.RD	H2652-C003-UM230323	-	242,250	-	-	-	-	-	-	242,250	-	-	-	-	-
CFD Research Corp/Department of Defense	12.RD	0000002806	47,943	368,670	-	-	-	-	-	-	368,670	-	-	-	-	-
ENSCO, Inc./Department of Defense	12.RD	G27397-3943 TO#64	-	125,033	-	-	-	-	-	-	125,033	-	-	-	-	-
Combustion Research and Flow Technology, Inc./Department of Defense	12.RD	23-P-6004/C875	-	23,268	-	-	-	-	-	-	23,268	-	-	-	-	-
Mobile County Public School System - U.S. Department of Defense	12.RD	8006827.000	75,336	261,115	-	-	-	-	-	-	-	-	261,115	-	-	-
U.S. Army Corps of Engineers - U.S. Department of Defense	12.RD	ERDC-MECI-PLA-0001	88,223	1,136,738	-	-	-	-	-	-	-	-	1,136,738	-	-	-
U.S. Army Corps of Engineers - U.S. Department of Defense	12.RD	W912HZ18C0022	-	24,563	-	-	-	-	-	-	-	-	24,563	-	-	-
U.S. Army Corps of Engineers - U.S. Department of Defense	12.RD	W912HZ21C0029	-	1,807,489	-	-	-	-	-	-	-	-	1,807,489	-	-	-
U.S. Army Eng Research & Development Ctr - U.S. Department of Defense	12.RD	w912HZ-19-2-0012	-	(2,748)	-	-	-	-	-	-	-	-	(2,748)	-	-	-
Total ALN 12.RD			16,844,406	38,500,426	-	-	838,229	29,893,622	-	-	4,541,418	-	3,227,157	-	-	-
Basic and Applied Scientific Research	12.300		27,617	1,735,939	-	-	-	225,392	-	-	1,510,547	-	-	-	-	-
Passed through from:																
Florida State University (FSU) - Basic and Applied Scientific Research	12.300	R000002832	-	216,958	-	-	-	216,958	-	-	-	-	-	-	-	-
Florida State University (FSU) - Basic and Applied Scientific Research	12.300	R02118	-	3,122	-	-	-	3,122	-	-	-	-	-	-	-	-
Florida State University (FSU) - Basic and Applied Scientific Research	12.300	R01848	-	2,661	-	-	-	2,661	-	-	-	-	-	-	-	-
Florida State University (FSU) - Basic and Applied Scientific Research	12.300	R000002978	-	2,745	-	-	-	2,745	-	-	-	-	-	-	-	-
Leidos - U.S. Department of Defense	12.300	P010271294	-	24,178	-	-	-	-	-	-	-	-	24,178	-	-	-
Naval Research Laboratory - U.S. Department of Defense	12.300	N00173-18-2-C004	-	17,113	-	-	-	-	-	-	-	-	17,113	-	-	-
Naval Research Laboratory - U.S. Department of Defense	12.300	N00173-20-2-C005	98,562	857,142	-	-	-	-	-	-	-	-	857,142	-	-	-
Office of Naval Research - U.S. Department of Defense	12.300	N00014-18-1-2801	-	30,310	-	-	-	-	-	-	-	-	30,310	-	-	-
Office of Naval Research - U.S. Department of Defense	12.300	N00014-19-1-2687	50,303	121,677	-	-	-	-	-	-	-	-	121,677	-	-	-
Office of Naval Research - U.S. Department of Defense	12.300	N00014-19-1-2704	-	95,077	-	-	-	-	-	-	-	-	95,077	-	-	-
Office of Naval Research - U.S. Department of Defense	12.300	N00014-22-1-2576	74,857	122,531	-	-	-	-	-	-	-	-	122,531	-	-	-
Office of Naval Research - U.S. Department of Defense	12.300	N00014-23-1-2063	-	47,891	-	-	-	-	-	-	-	-	47,891	-	-	-
U.S. Army Eng Research & Development Ctr - U.S. Department of Defense	12.300	W912HZ219C003	-	2,394,492	-	-	-	-	-	-	-	-	2,394,492	-	-	-
University of California San Diego - U.S. Department of Defense	12.300	705698	-	7,224	-	-	-	-	-	-	-	-	7,224	-	-	-
University of California Santa Cruz - U.S. Department of Defense	12.300	A22-0729-S001	-	8,734	-	-	-	-	-	-	-	-	8,734	-	-	-
Total ALN 12.300			251,339	5,687,794	-	-	-	450,878	-	-	1,510,547	-	3,726,369	-	-	-
Military Medical Research and Development	12.420		-	940,559	-	-	-	668	-	-	-	939,891	-	-	-	-
Passed through from:																
The University of Memphis - Military Medical Research and Development	12.420	A21-0141-S001	-	36,936	-	-	-	36,936	-	-	-	-	-	-	-	-
Denver Research Institute - U.S. Department of Defense	12.420	MSRC-FY-19-05	-	53,291	-	-	-	-	-	-	-	-	53,291	-	-	-
Florida State University - U.S. Department of Defense	12.420	R02112	-	12,481	-	-	-	-	-	-	-	-	12,481	-	-	-
Total ALN 12.420			-	1,043,267	-	-	-	37,604	-	-	-	939,891	65,772	-	-	-
Basic Scientific Research	12.431		437,113	1,330,418	-	-	118,690	1,211,728	-	-	-	-	-	-	-	-
Passed through from:																
FINDS Research - Basic Scientific Research	12.431	000456 / W911NF-21-1-0264	-	41,986	-	-	41,986	-	-	-	-	-	-	-	-	-
University of Louisiana at Lafayette - Basic Scientific Research	12.431	330247-02	-	20,046	-	-	-	-	-	-	20,046	-	-	-	-	-
U.S. Army Aeromedical Research Lab - Basic Scientific Research	12.431	W911NF-18-2-0061	-	215,178	-	-	-	-	-	-	-	-	215,178	-	-	-
U.S. Army Aeromedical Research Lab - Basic Scientific Research	12.431	W911NF2320003	-	138,136	-	-	-	-	-	-	-	-	138,136	-	-	-
Total ALN 12.431			437,113	1,745,764	-	-	160,676	1,211,728	-	-	20,046	-	353,314	-	-	-
Meridian Airport Authority - Community Economic Adjustment Assistance	12.610	2020-59	-	(745)	-	-	-	(745)	-	-	-	-	-	-	-	-
Economic Adjustment Assistance for State Governments	12.617		-	75,501	-	-	-	-	-	-	75,501	-	-	-	-	-
Passed through from:																
Office of Local Defense Community Cooper - Economic Adjustment Assistance for State Governments	12.617	DD672-20-05	405,912	659,188	-	-	-	-	-	-	-	-	659,188	-	-	-
Total ALN 12.617			405,912	734,689	-	-	-	-	-	-	75,501	-	659,188	-	-	-
Basic, Applied, and Advanced Research in Science and Engineering	12.630		132,707	2,055,494	35,381	-	422,648	1,322,714	-	-	128,099	41,340	105,312	-	-	-
Passed through from:																
UNITE 2022 Summer Program - Basic, Applied, and Advanced Research in Science and Engineering	12.630	UNITE 2022/W911SR-15-2-0001	-	12,389	-	-	12,389	-	-	-	-	-	-	-	-	-
Texas A&M University - Basic, Applied, and Advanced Research in Science and Engineering	12.630	M2203648	-	18,057	-	-	-	18,057	-	-	-	-	-	-	-	-
U.S. Army Corps of Engineers - Basic, Applied, and Advanced Research in Science and Engineering	12.630	W912HZ20P0023	-	26,136	-	-	-	-	-	-	-	-	26,136	-	-	-
U.S. Army Corps of Engineers - Basic, Applied, and Advanced Research in Science and Engineering	12.630	W912HZ-21-2-0043	-	10,115	-	-	-	-	-	-	-	-	10,115	-	-	-
U.S. Army Corps of Engineers - Basic, Applied, and Advanced Research in Science and Engineering	12.630	W912HZ22C0027	-	37,915	-	-	-	-	-	-	-	-	37,915	-	-	-
U.S. Army Eng Research & Development Ctr - Basic, Applied, and Advanced Research in Science and Engineering	12.630	W81EWF03080760	-	75,060	-	-	-	-	-	-	-	-	75,060	-	-	-
U.S. Army Eng Research & Development Ctr - Basic, Applied, and Advanced Research in Science and Engineering	12.630	W912HZ1920044	-	200,935	-	-	-	-	-	-	-	-	200,935	-	-	-
U.S. Army Eng Research & Development Ctr - Basic, Applied, and Advanced Research in Science and Engineering	12.630	w912HZ2020062	158,096	868,572	-	-	-	-	-	-	-	-	868,572	-	-	-
U.S. Army Eng Research & Development Ctr - Basic, Applied, and Advanced Research in Science and Engineering	12.630	W912HZ21C0064	-	707,807	-	-	-	-	-	-	-	-	707,807	-	-	-
Total ALN 12.630			290,803	4,012,480	35,381	-	435,037	1,340,771	-	-	128,099	41,340	2,031,852	-	-	-
The Ohio State University - Past Conflict Accounting	12.740	60074243:RF-01611455	-	69,766	-	-	-	-	-	-	-	-	69,766	-	-	-
Henry M Jackson Foundation - Uniformed Services University Medical Research Projects	12.750	5433 POW1002579	-	2,644	-	-	-	-	-	-	2,644	-	-	-	-	-
Henry M Jackson Foundation - Uniformed Services University Medical Research Projects	12.750	5801 POW1027899	-	122,171	-	-	-	-	-	-	122,171	-	-	-	-	-
Total ALN 12.750			-	124,815	-	-	-	-	-	-	124,815	-	-	-	-	-
Air Force Defense Research Sciences Program	12.800		-	771,604	-	-	142,998	134,053	-	-	494,553	-	-	-	-	-
Passed through from:																
The Ohio State University - Air Force Defense Research Sciences Program	12.800	SPC1000006877 GR128851	-	41,563	-	-	-	41,563	-	-	-	-	-	-	-	-
The Ohio State University - Air Force Defense Research Sciences Program	12.800	SPC-1000006850 / GR128838	-	81,884	-	-	-	81,884	-	-	-	-	-	-	-	-
The Ohio State University - Air Force Defense Research Sciences Program	12.800	SPC-1000006643_GR128146	-	1,455	-	-	-	1,455	-	-	-	-	-	-	-	-
Air Force Office of Scientific Research - Air Force Defense Research Sciences Program	12.800	FA9550-20-1-0353	-	270,300	-	-	-	-	-	-	-	-	270,300	-	-	-
Florida State University - Air Force Defense Research Sciences Program	12.800	8006791.000	-	1,264,780	-	-	-	-	-	-	-	-	1,264,780	-	-	-
U.S. Department of the Air Force - Air Force Defense Research Sciences Program	12.800	FA8750-20-1-0105	-	73,132	-	-	-	-	-	-	-	-	73,132	-	-	-
Total ALN 12.800			-	2,504,718	-	-	142,998	258,955	-	-	494,553	-	1,608,212	-	-	-
Information Security Grants	12.902		36,637	386,357	-	-	-	386,357	-	-	-	-	-	-	-	-
GenCyber Grants Program	12.903		-	61,172	-	-	-	61,172	-	-	-	-	-	-	-	-
Passed through from:																
COVID-19 National Security Agency - GenCyber Grants Program	12.903	H98230-21-1-0075	-	99,800	-	-	-	-	-	-	-	-	99,800	-	-	-
Total ALN 12.903			-	160,972	-	-	-	61,172	-	-	-	-	99,800	-	-	-
CyberSecurity Core Curriculum	12.905		315,287	385,840	-	-	-	385,840	-	-	-	-	-	-	-	-
Massachusetts Institute of Technology (MIT) - Research and Technology Development	12.910	S5089 PO 481352	-	112,798	-	-	-	112,798	-	-	-	-	-	-	-	-
University of Michigan - ARC - Research and Technology Development	12.910	SUBK00017445	-	80,727	-	-	-	80,727	-	-	-	-	-	-	-	-
University of Michigan - ARC - Research and Technology Development	12.910	SUBK00015268	-	145,510	-	-	-	145,510	-	-	-	-	-	-	-	-
University of Michigan - ARC - Research and Technology Development	12.910	SUBK00013069	-	73,106	-	-	-	73,106	-	-	-	-	-	-	-	-
University of Michigan - ARC - Research and Technology Development	12.910	SUBK00011275	-	59,478	-	-	-	59,478	-	-	-	-	-	-	-	-
Columbia University - U.S. Department of Defense	12.910	3(GG018601-02) - Phase I	-	247,037	-	-	-	-	-	-	-	-	247,037	-	-	-
Total ALN 12.910			-	718,656	-	-	-	471,619	-	-	-	-	247,037	-	-	-
Total U.S. Department of Defense			18,581,497	56,074,799	35,381	-	1,576,940	34,497,801	-	-	6,894,979	981,231	12,088,467	-	-	-
U.S. Department of the Interior:																
Inventory of Grasshoppers and at Everglades Headwaters and Lake Wales Ridge National Wildlife Refuges	15.RD		-	32	-	-	-	32	-	-	-	-	-	-	-	-
Passed through from:																
Chickasaw Nation Department of Culture and Humanities - 2023 Archaeological Research in the Chickasaw Homeland	15.RD	MATTER 506.2-004	-	15,791	-	-	-	15,791	-	-	-	-	-	-	-	-
Chickasaw Nation Department of Culture and Humanities - Chickasaw Explorers 2022	15.RD	OB#20822260	-	27,416	-	-	-	27,416	-	-	-	-	-	-	-	-

STATE OF MISSISSIPPI INSTITUTIONS OF HIGHER LEARNING
SCHEDULE OF EXPENDITURES OF FEDERAL AWARDS
YEAR ENDED JUNE 30, 2023

Federal Grantor/Pass-Through Grantor/Program or Cluster Title	Federal ALN number	Pass-through entity identifying number	Passed through to subrecipients	Total Federal Expenditures	Alcorn State University	Delta State University	Jackson State University	Mississippi State University	Mississippi University for Women	Mississippi Valley State University	University of Mississippi	University of Mississippi Medical Center	University of Southern Mississippi	IHL Executive Office	MCVS	University Press
Mississippi Department of Marine Resources - Bonnet Carré Response	15.RD	SIGNED 12/16/21	71,241	105,275	-	-	-	105,275	-	-	-	-	-	-	-	-
Mississippi Department of Wildlife, Fisheries, & Parks - Eastern Wild Turkey Population Analysis	15.RD	321632	-	33,694	-	-	-	33,694	-	-	-	-	-	-	-	-
Mississippi Department of Wildlife, Fisheries, & Parks - Fisheries Management in Mississippi	15.RD	State Lake Proposal	-	16,071	-	-	-	16,071	-	-	-	-	-	-	-	-
MS Dept of Wildlife Fisheries & Parks - U.S. Department of the Interior	15.RD	SWG T-28	-	4,750	-	-	-	-	-	-	-	-	4,750	-	-	-
National Park Service - U.S. Department of the Interior	15.RD	P19AC01171	39,481	61,308	-	-	-	-	-	-	-	-	61,308	-	-	-
Total ALN 15.RD			110,722	264,337	-	-	-	198,279	-	-	-	-	66,058	-	-	-
Passed through from:																
Louisiana State University - U.S. Department of the Interior	15.422	PO-0000147253	-	764	-	-	-	-	-	-	-	-	764	-	-	-
Blue World Research Institute - Bureau of Ocean Energy Management Environmental Studies	15.423	23-F05-01	-	30,389	-	-	-	-	-	-	-	-	30,389	-	-	-
Rutgers - Bureau of Ocean Energy Management Environmental Studies	15.423	PO 1207109	-	(2,343)	-	-	-	-	-	-	-	-	(2,343)	-	-	-
Total ALN 15.423			-	28,046	-	-	-	-	-	-	-	-	28,046	-	-	-
Marine Minerals Activities	15.424		-	11,977	-	-	-	-	-	-	-	-	11,977	-	-	-
Passed through from:																
Bureau of Ocean Energy Management - Marine Minerals Activities	15.424	M16AC00012	-	12,280	-	-	-	-	-	-	-	-	12,280	-	-	-
Bureau of Ocean Energy Management - Marine Minerals Activities	15.424	M21AC00018	-	201,485	-	-	-	-	-	-	-	-	201,485	-	-	-
Total ALN 15.424			-	225,742	-	-	-	-	-	-	-	-	225,742	-	-	-
Mississippi Department of Marine Resources (MDMR) - GoMESA	15.435	SIGNED 5/27/2022	71,843	119,837	-	-	-	119,837	-	-	-	-	-	-	-	-
MS Department of Marine Resources - GoMESA	15.435	3000035076	-	260,459	-	-	-	-	-	-	-	-	260,459	-	-	-
Total ALN 15.435			71,843	380,296	-	-	-	119,837	-	-	-	-	260,459	-	-	-
Mississippi Department of Wildlife, Fisheries, & Parks - Sport Fish Restoration	15.605	CHECK NO 100713517	-	12,300	-	-	-	12,300	-	-	-	-	-	-	-	-
Mississippi Department of Wildlife, Fisheries, & Parks - Sport Fish Restoration	15.605	101128894	-	33,231	-	-	-	33,231	-	-	-	-	-	-	-	-
MS Department of Marine Resources - Sport Fish Restoration	15.605	USM-SS-22	-	208,764	-	-	-	-	-	-	-	-	208,764	-	-	-
MS Department of Marine Resources - Sport Fish Restoration	15.605	USM-TR-22	-	75,891	-	-	-	-	-	-	-	-	75,891	-	-	-
Total ALN 15.605			-	330,186	-	-	-	45,531	-	-	-	-	284,655	-	-	-
Fish and Wildlife Management Assistance	15.608		-	12,006	-	-	-	12,006	-	-	-	-	-	-	-	-
Passed through from:																
Mississippi Department of Environmental Quality (MDEQ) - Fish and Wildlife Management Assistance	15.608	22-00043	-	9,907	-	-	-	9,907	-	-	-	-	-	-	-	-
Mississippi Department of Environmental Quality (MDEQ) - Fish and Wildlife Management Assistance	15.608	22-00042	-	11,569	-	-	-	11,569	-	-	-	-	-	-	-	-
Mississippi Department of Environmental Quality (MDEQ) - Fish and Wildlife Management Assistance	15.608	22-00041	-	20,457	-	-	-	20,457	-	-	-	-	-	-	-	-
Mississippi Department of Environmental Quality (MDEQ) - Fish and Wildlife Management Assistance	15.608	22-00011	-	13,929	-	-	-	13,929	-	-	-	-	-	-	-	-
Mississippi Department of Environmental Quality (MDEQ) - Fish and Wildlife Management Assistance	15.608	22-00010	-	8,611	-	-	-	8,611	-	-	-	-	-	-	-	-
Mississippi Department of Wildlife, Fisheries, & Parks - Fish and Wildlife Management Assistance	15.608	CHECK 5/13/2022	-	145,346	-	-	-	145,346	-	-	-	-	-	-	-	-
Mississippi Department of Wildlife, Fisheries, & Parks - Fish and Wildlife Management Assistance	15.608	CHECK NO 1008985328	-	7,005	-	-	-	7,005	-	-	-	-	-	-	-	-
State of Mississippi Department of Environmental Quality - Fish and Wildlife Management Assistance	15.608	22-00009	-	20,477	-	-	-	-	-	-	20,477	-	-	-	-	-
Conservation Collaborations LLC - Fish and Wildlife Management Assistance	15.608	F22AP03009-00	-	12,000	-	-	-	-	-	-	12,000	-	-	-	-	-
MS Dept of Wildlife Fisheries & Parks - Fish and Wildlife Management Assistance	15.608	8006598.000	-	(718)	-	-	-	-	-	-	-	-	(718)	-	-	-
U.S. Fish and Wildlife Service - Fish and Wildlife Management Assistance	15.608	F20AC10639-00	-	26,668	-	-	-	-	-	-	-	-	26,668	-	-	-
Total ALN 15.608			-	287,257	-	-	-	228,830	-	-	32,477	-	25,950	-	-	-
Alabama Department of Conservation and Natural Resources - Wildlife Restoration and Basic Hunter Education	15.611	20-313	-	25,435	-	-	-	25,435	-	-	-	-	-	-	-	-
Michigan Department of Natural Resources - Wildlife Restoration and Basic Hunter Education	15.611	CTD 2/19/21	-	101,868	-	-	-	101,868	-	-	-	-	-	-	-	-
Mississippi Department of Wildlife, Fisheries, & Parks - Wildlife Restoration and Basic Hunter Education	15.611	SIGNED 8/18/2022	-	148,550	-	-	-	148,550	-	-	-	-	-	-	-	-
Mississippi Department of Wildlife, Fisheries, & Parks - Wildlife Restoration and Basic Hunter Education	15.611	SA211257	-	76,080	-	-	-	76,080	-	-	-	-	-	-	-	-
Mississippi Department of Wildlife, Fisheries, & Parks - Wildlife Restoration and Basic Hunter Education	15.611	MS-W-F19AF00756	-	1,675	-	-	-	1,675	-	-	-	-	-	-	-	-
Total ALN 15.611			-	353,608	-	-	-	353,608	-	-	-	-	-	-	-	-
MS Department of Environmental Quality - Coastal Wetlands Planning, Protection and Restoration	15.614	22-00072	53,170	60,170	-	-	-	-	-	-	-	-	60,170	-	-	-
Alabama Wildlife and Freshwater Fisheries Division - Cooperative Endangered Species Conservation Fund	15.615	AL-E-F20AP11611	-	9,084	-	-	-	-	-	-	-	-	9,084	-	-	-
MS Dept of Wildlife Fisheries & Parks - Cooperative Endangered Species Conservation Fund	15.615	8007105.000	-	5,333	-	-	-	-	-	-	-	-	5,333	-	-	-
MS Dept of Wildlife Fisheries & Parks - Cooperative Endangered Species Conservation Fund	15.615	8007136.000	-	1,953	-	-	-	-	-	-	-	-	1,953	-	-	-
Total ALN 15.615			-	16,370	-	-	-	-	-	-	-	-	16,370	-	-	-
Multistate Conservation Grant	15.628		-	16,447	-	-	-	16,447	-	-	-	-	-	-	-	-
Coastal	15.630		-	3,941	-	-	-	3,941	-	-	-	-	-	-	-	-
Passed through from:																
U.S. Fish and Wildlife Service - Coastal	15.630	F21AC03276	-	17,409	-	-	-	-	-	-	-	-	17,409	-	-	-
U.S. Fish and Wildlife Service - Coastal	15.630	F21AC03276	-	23,385	-	-	-	-	-	-	-	-	23,385	-	-	-
U.S. Fish and Wildlife Service - Coastal	15.630	F20AC11596-00	-	7,559	-	-	-	-	-	-	-	-	7,559	-	-	-
Total ALN 15.630			-	52,294	-	-	-	3,941	-	-	-	-	48,353	-	-	-
Mississippi Department of Wildlife, Fisheries, & Parks - State Wildlife Grants	15.634	SIGNED 7/20/2021	-	41,670	-	-	-	41,670	-	-	-	-	-	-	-	-
Mississippi Department of Wildlife, Fisheries, & Parks - State Wildlife Grants	15.634	distributionpatterns	-	24,030	-	-	-	24,030	-	-	-	-	-	-	-	-
Mississippi Department of Wildlife, Fisheries, & Parks - State Wildlife Grants	15.634	CTD 7/17/2020	-	40,368	-	-	-	40,368	-	-	-	-	-	-	-	-
Texas Parks & Wildlife Department - State Wildlife Grants	15.634	CA-0002455	-	805	-	-	-	805	-	-	-	-	-	-	-	-
MS Dept of Wildlife Fisheries & Parks - State Wildlife Grants	15.634	8006776.000	-	(8,340)	-	-	-	-	-	-	-	-	(8,340)	-	-	-
MS Dept of Wildlife Fisheries & Parks - State Wildlife Grants	15.634	8006825.000	-	18,017	-	-	-	-	-	-	-	-	18,017	-	-	-
MS Dept of Wildlife Fisheries & Parks - State Wildlife Grants	15.634	8006833.000	-	25,475	-	-	-	-	-	-	-	-	25,475	-	-	-
MS Dept of Wildlife Fisheries & Parks - State Wildlife Grants	15.634	8007048.000	-	8,697	-	-	-	-	-	-	-	-	8,697	-	-	-
MS Dept of Wildlife Fisheries & Parks - State Wildlife Grants	15.634	8006894.000	-	29,998	-	-	-	-	-	-	-	-	29,998	-	-	-
Total ALN 15.634			-	180,720	-	-	-	106,873	-	-	-	-	73,847	-	-	-
Research Grants (Generic)	15.650		-	37,099	-	-	-	37,099	-	-	-	-	-	-	-	-
Passed through from:																
Mississippi Department of Wildlife, Fisheries, & Parks - Research Grants (Generic)	15.650	LTR 2/2/17	-	40,011	-	-	-	40,011	-	-	-	-	-	-	-	-
Total ALN 15.650			-	77,110	-	-	-	77,110	-	-	-	-	-	-	-	-
National Wildlife Refuge System Enhancements	15.654		-	8,181	-	-	-	8,181	-	-	-	-	-	-	-	-
Passed through from:																
U.S. Fish and Wildlife Service - National Wildlife Refuge System Enhancements	15.654	F22AC01146-00	-	39,298	-	-	-	-	-	-	-	-	39,298	-	-	-
Total ALN 15.654			-	47,479	-	-	-	8,181	-	-	-	-	39,298	-	-	-
Endangered Species Recovery Implementation	15.657		-	103,942	-	-	33,144	46,591	-	-	8,457	-	15,750	-	-	-
Passed through from:																
Austin Peay State University (APSU) - Endangered Species Recovery Implementation	15.657	000003	-	2,624	-	-	-	2,624	-	-	-	-	-	-	-	-
United States Fish and Wildlife Service - Endangered Species Recovery Implementation	15.657	F22AC03499	-	9,234	-	-	-	9,234	-	-	-	-	-	-	-	-
MS Dept of Wildlife Fisheries & Parks - Endangered Species Recovery Implementation	15.657	E-1-38	-	6,522	-	-	-	-	-	-	-	-	6,522	-	-	-
U.S. Fish and Wildlife Service - Endangered Species Recovery Implementation	15.657	F20AP11307-00	-	(694)	-	-	-	-	-	-	-	-	(694)	-	-	-
U.S. Fish and Wildlife Service - Endangered Species Recovery Implementation	15.657	F20AP11316	-	15,940	-	-	-	-	-	-	-	-	15,940	-	-	-
U.S. Fish and Wildlife Service - Endangered Species Recovery Implementation	15.657	F22AC01634-00	-	4,909	-	-	-	-	-	-	-	-	4,909	-	-	-
U.S. Fish and Wildlife Service - Endangered Species Recovery Implementation	15.657	F22AC03538-00	-	8,243	-	-	-	-	-	-	-	-	8,243	-	-	-
Total ALN 15.657			-	150,720	-	-	33,144	58,449	-	-	8,457	-	50,670	-	-	-
Adaptive Science	15.670		-	16,730	-	-	-	16,730	-	-	-	-	-	-	-	-
Youth Engagement, Education, and Employment	15.676		-	8,157	-	-	-	8,157	-	-	-	-	-	-	-	-
Cooperative Ecosystem Studies Units	15.678		-	177,998	-	-	-	177,998	-	-	-	-	-	-	-	-
Passed through from:																
U.S. Fish and Wildlife Service - Cooperative Ecosystem Studies Units	15.678	F20AC00077	-	176,211	-	-	-	-	-	-	-	-	176,211	-	-	-
U.S. Fish and Wildlife Service - Cooperative Ecosystem Studies Units	15.678	F19AC00957	-	50,829	-	-	-	-	-	-	-	-	50,829	-	-	-
U.S. Fish and Wildlife Service - Cooperative Ecosystem Studies Units	15.678	F20AC00103	-	114,463	-	-	-	-	-	-	-	-	114,463	-	-	-
Total ALN 15.678			-	519,501	-	-	-	177,998	-	-	-	-	341,503	-	-	-
Assistance to State Water Resources Research Institutes	15.805		59,338	133,413	-	-	-	133,413	-	-	-	-	-	-	-	-
U.S. Geological Survey Research and Data Collection	15.808		-	2,317	-	-	-	-	-	-	2,317	-	-	-	-	-

STATE OF MISSISSIPPI INSTITUTIONS OF HIGHER LEARNING
SCHEDULE OF EXPENDITURES OF FEDERAL AWARDS
YEAR ENDED JUNE 30, 2023

Federal Grantor/Pass-Through Grantor/Program or Cluster Title	Federal ALN number	Pass-through entity identifying number	Passed through to subrecipients	Total Federal Expenditures	Alcorn State University	Delta State University	Jackson State University	Mississippi State University	Mississippi University for Women	Mississippi Valley State University	University of Mississippi	University of Mississippi Medical Center	University of Southern Mississippi	IHL Executive Office	MCVS	University Press
National Cooperative Geologic Mapping	15.810		-	57,860	-	-	-	-	-	-	57,860	-	-	-	-	-
Passed through from:																
U. S. Geological Survey - National Cooperative Geologic Mapping Program	15.810	G21AC10763	-	3,371	-	-	-	-	-	-	-	-	3,371	-	-	-
Total ALN 15.810			-	61,231	-	-	-	-	-	-	57,860	-	3,371	-	-	-
Cooperative Research Units	15.812		-	328,044	-	-	-	328,044	-	-	-	-	-	-	-	-
Passed through from:																
AmericaView, Inc - National Land Remote Sensing_Education Outreach and Research	15.815	AV18-MS-01, Mod.003	-	5,617	-	-	-	-	-	-	5,617	-	-	-	-	-
AmericaView, Inc - National Land Remote Sensing_Education Outreach and Research	15.815	AV18-MS-01, GY2022	-	20,541	-	-	-	-	-	-	20,541	-	-	-	-	-
Total ALN 15.815			-	26,158	-	-	-	-	-	-	26,158	-	-	-	-	-
Historic Preservation Fund Grants-In-Aid	15.904		-	168,150	-	-	-	-	-	-	168,150	-	-	-	-	-
Native American Graves Protection and Repatriation Act	15.922		-	53,709	-	-	-	53,709	-	-	-	-	-	-	-	-
Passed through from:																
Mississippi Department of Marine Resources (MDMR) - Heritage Partnership	15.939	GOMESA MOU 9/15/21	572,056	924,005	-	-	-	924,005	-	-	-	-	-	-	-	-
National Park Service (DOI) - Natural Resource Stewardship	15.944	P20AC01016	-	558	-	-	-	558	-	-	-	-	-	-	-	-
Cooperative Research and Training Programs – Resources of the National Park System	15.945		-	87,289	-	-	-	87,289	-	-	-	-	-	-	-	-
Passed through from:																
Austin Peay State University - Cooperative Research and Training Programs – Resources of the National Park System	15.945	000012	-	2,780	-	-	-	2,780	-	-	-	-	-	-	-	-
Austin Peay State University - Cooperative Research and Training Programs – Resources of the National Park System	15.945	000011	-	5,588	-	-	-	5,588	-	-	-	-	-	-	-	-
National Park Service - U.S. Department of the Interior	15.945	P21AC11812-00	-	450	-	-	-	-	-	-	-	-	450	-	-	-
Total ALN 15.945			-	8,818	-	-	-	8,368	-	-	-	-	450	-	-	-
Total U.S. Department of the Interior			867,129	4,809,626	-	-	33,144	2,955,357	-	-	295,419	-	1,525,706	-	-	-
U.S. Department of Justice:																
Passed through from:																
Mississippi Department of Public Safety - Juvenile Justice and Delinquency Prevention	16.540	2023-19	-	7,185	-	-	-	7,185	-	-	-	-	-	-	-	-
State Justice Statistics Program for Statistical Analysis Centers	16.550		-	38,333	-	-	-	-	-	-	-	-	38,333	-	-	-
Passed through from:																
State Justice Statistics Program for Statistical Analysis Centers	16.550	15PBJS-22-GK-0072-BJSB	-	32,756	-	-	-	-	-	-	-	-	32,756	-	-	-
Total ALN 16.550			-	71,089	-	-	-	-	-	-	-	-	71,089	-	-	-
National Institute of Justice Research, Evaluation, and Development Project Grants	16.560		23,251	175,633	-	-	-	152,255	-	-	23,378	-	-	-	-	-
Passed through from:																
Michigan State University - National Institute of Justice Research, Evaluation, and Development Project Grants	16.560	RC112037-MISS ST	-	7,986	-	-	-	7,986	-	-	-	-	-	-	-	-
Total ALN 16.560			23,251	183,619	-	-	-	160,241	-	-	23,378	-	-	-	-	-
Rankin County Youth Court - Drug Court Discretionary Grant Program	16.585	Rankin County Youth Court Drug Court Evaluation	-	4,155	-	-	-	4,155	-	-	-	-	-	-	-	-
Rankin County Youth Court - Drug Court Discretionary Grant Program	16.585	2024-01	-	7,700	-	-	-	7,700	-	-	-	-	-	-	-	-
Total ALN 16.585			-	11,855	-	-	-	11,855	-	-	-	-	-	-	-	-
Public Safety Partnership and Community Policing Grants	16.710		-	37,529	-	-	-	-	-	-	37,529	-	-	-	-	-
Congressionally Recommended Awards	16.753		-	98,852	-	-	-	98,852	-	-	-	-	-	-	-	-
Passed through from:																
Mississippi Department of Corrections - Second Chance Act Reentry Initiative	16.812	8200051879	-	33,982	-	-	-	33,982	-	-	-	-	-	-	-	-
Comprehensive, Opioid, Stimulant and Substance Abuse Program	16.838		-	433,657	-	-	-	-	-	-	433,657	-	-	-	-	-
Total U.S. Department of Justice			23,251	877,768	-	-	-	312,115	-	-	23,378	471,186	71,089	-	-	-
U.S. Department of Labor:																
Passed through from:																
Mississippi Community College Board - WIOA Adult Program	17.258	SIGNED 11/21/22	-	11,642	-	-	-	11,642	-	-	-	-	-	-	-	-
Mississippi Department of Employment Security - WIOA Adult Program	17.258	SIGNED 1/6/23	-	22,076	-	-	-	22,076	-	-	-	-	-	-	-	-
Mississippi Department of Employment Security - WIOA Adult Program	17.258	22-S90-014-1	-	150,444	-	-	-	150,444	-	-	-	-	-	-	-	-
Mississippi Department of Employment Security - WIOA Adult Program	17.258	20-S90-014-6720-1	-	15,373	-	-	-	15,373	-	-	-	-	-	-	-	-
US DOL/WIA Adult Program	17.258	192900.364232.01	-	6,620	-	-	-	-	-	-	6,620	-	-	-	-	-
Total ALN 17.258			-	206,155	-	-	-	199,535	-	-	6,620	-	-	-	-	-
Mississippi Department of Employment Security (MDES) - WIOA Youth Activities	17.259	SIGNED 8/2/2021	-	5,952,052	-	-	-	5,952,052	-	-	-	-	-	-	-	-
Mississippi Department of Employment Security (MDES) - WIOA Pilots, Demonstrations, and Research Projects	17.261	21-S90-014-3	-	523,550	-	-	-	523,550	-	-	-	-	-	-	-	-
Mississippi Department of Employment Security - WIOA National Dislocated Worker Grants / WIA National Emergency Grants	17.277	21-S90-014-4	-	168,516	-	-	-	168,516	-	-	-	-	-	-	-	-
Mississippi Department of Employment Security - WIOA Dislocated Worker Formula Grants	17.278	SIGNED 2/4/2022	-	1,764	-	-	-	1,764	-	-	-	-	-	-	-	-
Community Project Funding/Congressionally Directed Spending	17.289		-	44,184	-	-	-	44,184	-	-	-	-	-	-	-	-
Occupational Safety and Health_Susan Harwood Training Grants	17.502		-	29,043	-	-	-	-	-	-	-	-	29,043	-	-	-
Total U.S. Department of Labor			-	6,925,264	-	-	-	6,889,601	-	-	6,620	-	29,043	-	-	-
U.S. Bureau of Educational and Cultural Affairs:																
Academic Exchange Programs - Undergraduate Programs	19.009		-	10,254	-	-	-	-	-	10,254	-	-	-	-	-	-
Total U.S. Bureau of Educational and Cultural Affairs			-	10,254	-	-	-	-	-	10,254	-	-	-	-	-	-
U.S. Department of Transportation:																
FAA COE for Advanced Materials FAA Cooperative Agreement	20.RD		25,603	2,489,175	-	-	-	2,489,175	-	-	-	-	-	-	-	-
Air Transportation Centers of Excellence	20.109		92,936	3,078,091	-	-	-	3,078,091	-	-	-	-	-	-	-	-
Passed through from:																
Mississippi Department of Transportation - Highway Planning and Construction	20.205	SPR-2022-00(001)/109050-101000	57,601	57,601	-	-	-	57,601	-	-	-	-	-	-	-	-
Mississippi Department of Transportation - Highway Planning and Construction	20.205	SPR-2021-00(012)/108890-101000	-	64,548	-	-	-	64,548	-	-	-	-	-	-	-	-
Mississippi Department of Transportation - Highway Planning and Construction	20.205	SPR-2021-00(004)/108611-101000	-	2,727	-	-	-	2,727	-	-	-	-	-	-	-	-
Mississippi Department of Transportation - Highway Planning and Construction	20.205	SPR-2021-00(003)/108610-101000	106,768	107,392	-	-	-	107,392	-	-	-	-	-	-	-	-
Mississippi Department of Transportation - Highway Planning and Construction	20.205	SPR-2020-00(001)/108365-101000	72,873	72,873	-	-	-	72,873	-	-	-	-	-	-	-	-
Mississippi Department of Transportation - Highway Planning and Construction	20.205	SPR-2018-00(003)/107755-101000	-	21,211	-	-	-	21,211	-	-	-	-	-	-	-	-
Mississippi Department of Transportation - Highway Planning and Construction	20.205	SPR-2017(022)/107551-101000	-	(5,281)	-	-	-	(5,281)	-	-	-	-	-	-	-	-
Mississippi Department of Transportation - Highway Planning and Construction	20.205	SPR-1(98)/107452/101000	-	21,099	-	-	-	21,099	-	-	-	-	-	-	-	-
Mississippi Department of Transportation - Highway Planning and Construction	20.205	SPR-1(98)/107167-196000	-	21,247	-	-	-	21,247	-	-	-	-	-	-	-	-
Mississippi Department of Transportation - Highway Planning and Construction	20.205	2019-00(002)/107893-101000	-	18,581	-	-	-	18,581	-	-	-	-	-	-	-	-
Mississippi Department of Transportation - Highway Planning and Construction	20.205	2019-00(004)/107895-101000	31,759	31,759	-	-	-	31,759	-	-	-	-	-	-	-	-
Total ALN 20.205			269,001	413,757	-	-	-	413,757	-	-	-	-	-	-	-	-
Mississippi Department of Transportation - Federal Lands Access Program	20.224	SPR-1(121)/108597-111000	-	94,116	-	-	-	94,116	-	-	-	-	-	-	-	-
MS Department of Transportation Mass Transit	20.509	MS-18-X046	-	599,831	-	-	-	-	-	599,831	-	-	-	-	-	-
Mississippi Office of Highway Safety - State and Community Highway Safety	20.600	TR-2022-TR-40-11	-	9,251	-	-	-	9,251	-	-	-	-	-	-	-	-
Mississippi Office of Highway Safety - State and Community Highway Safety	20.600	SO-2023-SO-40-11	-	178,047	-	-	-	178,047	-	-	-	-	-	-	-	-
Mississippi Office of Highway Safety - State and Community Highway Safety	20.600	SO-2022-SO-40-11	-	45,441	-	-	-	45,441	-	-	-	-	-	-	-	-
Mississippi Office of Highway Safety - State and Community Highway Safety	20.600	SIGNED 4/19/2022	14,000	24,991	-	-	-	24,991	-	-	-	-	-	-	-	-
Total ALN 20.600			14,000	257,730	-	-	-	257,730	-	-	-	-	-	-	-	-
Mississippi Office of Highway Safety - National Priority Safety Programs	20.606	M3DA-2023-MC-40-11	-	41,758	-	-	-	41,758	-	-	-	-	-	-	-	-
University Transportation Centers Program - STRIDE-Project S6	20.701	UFDSP00011679 /A#22/PROJECT S6	-	9,983	-	-	9,983	-	-	-	-	-	-	-	-	-
University Transportation Centers Program - MARTREC 2016-2017	20.701	SA1703156/69A3551747130	-	123,469	-	-	123,469	-	-	-	-	-	-	-	-	-
University Transportation Centers Program - MARTREC: Assess Maritime Infra/B.H.	20.701	SA1703156/69A3551747130	-	86,301	-	-	86,301	-	-	-	-	-	-	-	-	-
University Transportation Centers Program - STRIDE-Project O6-Realtime Safety	20.701	UFDSP00011679/MOD#23/PROJECTO6	-	41,698	-	-	41,698	-	-	-	-	-	-	-	-	-
University Transportation Centers Program - STRIDE-ADMIN	20.701	UFDSP00011679	-	45,230	-	-	45,230	-	-	-	-	-	-	-	-	-
University Transportation Centers Program - STRIDE-Project G5	20.701	UFDSP00011679 AMENDMENT #17	-	9,300	-	-	9,300	-	-	-	-	-	-	-	-	-
University Transportation Centers Program - MARTREC - KHAN	20.701	SA1703156/69A3551747130	-	2,660	-	-	2,660	-	-	-	-	-	-	-	-	-
University Transportation Centers Program - MARTREC-KHAN2	20.701	SA1703156/69A3551747130	-	50,414	-	-	50,414	-	-	-	-	-	-	-	-	-
University Transportation Centers Program - MARTREC - Novel Big Data T.K.	20.701	SA1703156/69A3551747130	-	38,198	-	-	38,198	-	-	-	-	-	-	-	-	-
University Transportation Centers Program - MARTREC-Network Science-based /N.M.	20.701	SA1703156/69A3551747130	-	55,086	-	-	55,086	-	-	-	-	-	-	-	-	-
University Transportation Centers Program - MARTREC: MS Multimodal Freight/T.P.	20.701	SA1703156/69A3551747130	-	16,704	-	-	16,704	-	-	-	-	-	-	-	-	-

STATE OF MISSISSIPPI INSTITUTIONS OF HIGHER LEARNING
SCHEDULE OF EXPENDITURES OF FEDERAL AWARDS
YEAR ENDED JUNE 30, 2023

Federal Grantor/Pass-Through Grantor/Program or Cluster Title	Federal ALN number	Pass-through entity identifying number	Passed through to subrecipients	Total Federal Expenditures	Alcorn State University	Delta State University	Jackson State University	Mississippi State University	Mississippi University for Women	Mississippi Valley State University	University of Mississippi	University of Mississippi Medical Center	University of Southern Mississippi	IHL Executive Office	MCVS	University Press
Total ALN 20.701			-	479,043	-	-	479,043	-	-	-	-	-	-	-	-	-
Total U.S. Department of Transportation			401,540	7,453,501	-	-	479,043	6,374,627	-	599,831	-	-	-	-	-	-
U.S. Department of the Treasury:																
Resources and Ecosystems Sustainability	21.015		-	4,880	-	-	-	-	-	-	-	-	4,880	-	-	-
Passed through from:																
Marine Environmental Sciences Consortium - U.S. Department of the Treasury	21.015	MESC-ALCOE-RC-PHILLIPS	-	25,569	-	-	-	-	-	-	-	-	25,569	-	-	-
MS Department of Environmental Quality - U.S. Department of the Treasury	21.015	17-00043 Mod 2	-	201,945	-	-	-	-	-	-	-	-	201,945	-	-	-
MS Department of Environmental Quality - U.S. Department of the Treasury	21.015	d17-00043 Mod 2	-	99,946	-	-	-	-	-	-	-	-	99,946	-	-	-
Total ALN 21.015			-	332,340	-	-	-	-	-	-	-	-	332,340	-	-	-
Mississippi Department of Employment Security (MDES) - Coronavirus State and Local Fiscal Recovery Funds	21.027	003-DT018	-	589,466	-	-	-	589,466	-	-	-	-	-	-	-	-
Mississippi State Department of Health - UMMC -MS ARPA	21.027	Sg 2561-R2	-	348,298	-	-	-	-	-	-	-	348,298	-	-	-	-
Mississippi Dept. of Employment Security - U.S. Department of the Treasury	21.027	DT-028	214,037	692,477	-	-	-	-	-	-	-	-	692,477	-	-	-
Mississippi Dept. of Employment Security - U.S. Department of the Treasury	21.027	DT-029	-	100,785	-	-	-	-	-	-	-	-	100,785	-	-	-
Total ALN 21.027			214,037	1,731,026	-	-	-	589,466	-	-	-	348,298	793,262	-	-	-
Total U.S. Department of the Treasury			214,037	2,063,366	-	-	-	589,466	-	-	-	348,298	1,125,602	-	-	-
Appalachian Regional Commission:																
Appalachian Area Development	23.002		-	596,848	-	-	-	596,848	-	-	-	-	-	-	-	-
Total Appalachian Regional Commission			-	596,848	-	-	-	596,848	-	-	-	-	-	-	-	-
U.S. Securities and Exchange Commission:																
Passed through from:																
US Office of Personnel Management/U.S. SEC/Intergovernmental Personnel Act (IPA) Mobility Program	27.011	350221085A	-	53,903	-	-	-	-	-	-	53,903	-	-	-	-	-
Total U.S. Securities and Exchange Commission			-	53,903	-	-	-	-	-	-	53,903	-	-	-	-	-
Library of Congress:																
Teaching with Primary Sources	42.RD		-	46,051	-	-	-	46,051	-	-	-	-	-	-	-	-
LOC/Teaching with Primary Sources	42.010		-	59,823	-	-	-	-	-	-	59,823	-	-	-	-	-
Total Library of Congress			-	105,874	-	-	-	46,051	-	-	59,823	-	-	-	-	-
National Aeronautics and Space Administration:																
NASA/Boeing Stitching Panels	43.RD		-	17,087	-	-	-	17,087	-	-	-	-	-	-	-	-
Parametric Study of Additive Manufacturing using Martian Regolith Metal Recovered with Ionic Liquids	43.RD		-	22,127	-	-	-	22,127	-	-	-	-	-	-	-	-
Passed through from:																
CFD Research Corp - A Physical Model of Thermal Protection Systems	43.RD	SUB 0000002500 PROJ 9378.02	-	171,689	-	-	-	171,689	-	-	-	-	-	-	-	-
CFD Research Corp - Capability Enhancements for Parametric Sensitivity Analysis	43.RD	9310	-	2,026	-	-	-	-	-	-	-	-	-	-	-	-
CFD Research Corp - Enhancements to LocI/GGFS in support of Robust AMR Performance	43.RD	0000002397 PROJECT 30004	-	41,840	-	-	-	41,840	-	-	-	-	-	-	-	-
CFD Research Corp - Plume-Surface Interaction and Debris Prediction - STTR Phase II	43.RD	CFD20200153 PROJ 9421	-	55,266	-	-	-	55,266	-	-	-	-	-	-	-	-
CFD Research Corp - Ranfied Solver Enhancements for Plume-Surface Interaction with Hypergolic Propellant	43.RD	SUB 0000002704 PROJ 9446	-	13,823	-	-	-	13,823	-	-	-	-	-	-	-	-
Jacobs Space Exploration Group - Computational Ultrasonic Imaging for Rapid, Economical AM Verification	43.RD	PO21N00646	-	(3)	-	-	-	(3)	-	-	-	-	-	-	-	-
M4 Aerospace Engineering - Low Cost, High Quality Carbon-Carbon Composites for Hot Structures	43.RD	DTD 7/22/2021	-	7,539	-	-	-	7,539	-	-	-	-	-	-	-	-
M4 Aerospace Engineering - M4-SBIR Phase II: Lightweight Conformal Structures	43.RD	2021-27	-	65,826	-	-	-	-	-	-	-	-	-	-	-	-
Tetra Research Corporation - Advanced Analysis Tools for Thermal and Acoustic Loads	43.RD	TRC-SBIR-II-21	-	79,019	-	-	-	79,019	-	-	-	-	-	-	-	-
Tetra Research Corporation - Algorithmic Improvements for Cryogenic Fluid Management Applications	43.RD	TRC-SBIR-III-20 TRC-15	-	3,893	-	-	-	3,893	-	-	-	-	-	-	-	-
Universities Space Research Association - UAS Research for Public Safety Applications	43.RD	08078	748,839	1,434,135	-	-	-	1,434,135	-	-	-	-	-	-	-	-
Wayfarer Aircraft Research & Development Inc. - NASA STTR: Integrated High Lift Propulsor	43.RD	80NSSC22PB244	-	8,418	-	-	-	8,418	-	-	-	-	-	-	-	-
Geocent - National Aeronautics and Space Admin	43.RD	SKA-0305-20-001	-	11,322	-	-	-	-	-	-	-	-	11,322	-	-	-
National Aeronautics and Space Admin - National Aeronautics and Space Admin	43.RD	80SSC019D0029	10,000	10,000	-	-	-	-	-	-	-	-	10,000	-	-	-
National Aeronautics and Space Admin - National Aeronautics and Space Admin	43.RD	80SSC019F0020	-	430,269	-	-	-	-	-	-	-	-	430,269	-	-	-
National Aeronautics and Space Admin - National Aeronautics and Space Admin	43.RD	80SSC021F0012	-	238,763	-	-	-	-	-	-	-	-	238,763	-	-	-
National Aeronautics and Space Admin - National Aeronautics and Space Admin	43.RD	80SSC021F0013	116,784	116,784	-	-	-	-	-	-	-	-	116,784	-	-	-
National Aeronautics and Space Admin - National Aeronautics and Space Admin	43.RD	80SSC0241F0026	-	124,451	-	-	-	-	-	-	-	-	124,451	-	-	-
Total ALN 43.RD			875,623	2,854,274	-	-	-	1,922,685	-	-	-	-	931,589	-	-	-
Science	43.001		-	288,286	-	-	-	112,351	-	-	175,935	-	-	-	-	-
Passed through from:																
California Institute of Technology Jet Propulsion Lab (NASA) - Science	43.001	1688127	-	25,233	-	-	-	25,233	-	-	-	-	-	-	-	-
California Institute of Technology Jet Propulsion Lab (NASA) - Science	43.001	1684046	28,973	36,411	-	-	-	36,411	-	-	-	-	-	-	-	-
California Institute of Technology Jet Propulsion Lab (NASA) - Science	43.001	1683208	-	23,691	-	-	-	23,691	-	-	-	-	-	-	-	-
Jet Propulsion Laboratory (JPL) (NASA) - Science	43.001	1690314	-	2,468	-	-	-	2,468	-	-	-	-	-	-	-	-
Purdue University - Science	43.001	12000248-015	-	5,695	-	-	-	5,695	-	-	-	-	-	-	-	-
University of Georgia - Science	43.001	SUB00002749	-	59,135	-	-	-	59,135	-	-	-	-	-	-	-	-
National Aeronautics and Space Admin - National Aeronautics and Space Admin	43.001	80NSSC20K0350	-	132,648	-	-	-	-	-	-	-	-	132,648	-	-	-
National Aeronautics and Space Admin - National Aeronautics and Space Admin	43.001	80NSSC20M0210	-	128,907	-	-	-	-	-	-	-	-	128,907	-	-	-
National Aeronautics and Space Admin - National Aeronautics and Space Admin	43.001	80SSC019D0029	-	(12,000)	-	-	-	-	-	-	-	-	(12,000)	-	-	-
University of Michigan - National Aeronautics and Space Admin	43.001	SUBK00012366;PO3006085042	-	10,493	-	-	-	-	-	-	-	-	10,493	-	-	-
University of Missouri - National Aeronautics and Space Admin	43.001	C00077406-5	-	60,655	-	-	-	-	-	-	-	-	60,655	-	-	-
University of Washington - National Aeronautics and Space Admin	43.001	BPO31532	-	54,097	-	-	-	-	-	-	-	-	54,097	-	-	-
Total ALN 43.001			28,973	815,719	-	-	-	264,984	-	-	175,935	-	374,800	-	-	-
University of South Carolina - National Aeronautics and Space Admin	43.002	21-4195; PO 2000056100	-	633,746	-	-	-	-	-	-	-	-	633,746	-	-	-
Exploration	43.003		-	35,320	-	-	-	35,320	-	-	-	-	-	-	-	-
Space Operations	43.007		-	67,099	-	-	-	-	-	-	-	67,099	-	-	-	-
NASA/Education	43.008		288,158	526,514	-	-	-	-	-	-	526,514	-	-	-	-	-
Space Technology	43.012		44,109	71,948	-	-	-	(26,161)	-	-	98,109	-	-	-	-	-
Total National Aeronautics and Space Administration			1,236,863	5,004,620	-	-	-	2,196,828	-	-	800,558	67,099	1,940,135	-	-	-
National Endowment for the Arts:																
Passed through from:																
Mississippi Humanities Council - Housing Insecurity in Mississippi	45.RD	MSOH21-10-147	-	207	-	-	-	207	-	-	-	-	-	-	-	-
Promotion of the Humanities_Research	45.161		-	95,933	-	-	-	-	-	-	-	95,933	-	-	-	-
Promotion of the Humanities_Teaching and Learning Resources and Curriculum Devel	45.162		-	1,689	-	-	-	-	-	-	1,689	-	-	-	-	-
Passed through from:																
Museum Grants for African American History and Culture	45.309	MH-00-19-0017-19	-	2,474	-	-	-	-	-	-	2,474	-	-	-	-	-
National Leadership Grants	45.312		18,911	64,876	-	-	-	64,876	-	-	-	-	-	-	-	-
Total National Endowment for the Arts			18,911	165,179	-	-	-	65,083	-	-	4,163	95,933	-	-	-	-
National Science Foundation:																
Program Director IPA	47.RD		-	168,821	-	-	-	168,821	-	-	-	-	-	-	-	-
Program Director IPA	47.RD		-	186,297	-	-	-	186,297	-	-	-	-	-	-	-	-
Program Director IPA	47.RD		-	203,307	-	-	-	203,307	-	-	-	-	-	-	-	-
Program Director IPA	47.RD		-	219,578	-	-	-	219,578	-	-	-	-	-	-	-	-
NSF-IPA Rotator	47.RD		-	18,258	-	-	-	-	-	-	18,258	-	-	-	-	-
Passed through from:																
Wayfarer Aircraft Research and Development - NSF STTR Phase I - Integrated High Lift Propulsor	47.RD	2210226	-	70,231	-	-	-	70,231	-	-	-	-	-	-	-	-
NSF/University of Pittsburgh/National Science Foundation	47.RD	350210783A	-	6,042	-	-	-	-	-	-	6,042	-	-	-	-	-
Total ALN 47.RD			-	872,534	-	-	-	848,234	-	-	24,300	-	-	-	-	-
Engineering	47.041		16,631	2,366,740	-	-	501,816	1,253,464	-	-	339,362	50	272,048	-	-	-
Passed through from:																
LEAP-HI	47.041	23-5095 /2152896	-	35,763	-	-	35,763	-	-	-	-	-	-	-	-	-
EIR- NSU-JSU Partnership Nanophoto	47.041	F1040108	-	39,939	-	-	39,939	-	-	-	-	-	-	-	-	-
Secure Food Solutions, LLC - Engineering	47.041	2022-25	-	49,172	-	-	-	49,172	-	-	-	-	-	-	-	-

STATE OF MISSISSIPPI INSTITUTIONS OF HIGHER LEARNING SCHEDULE OF EXPENDITURES OF FEDERAL AWARDS YEAR ENDED JUNE 30, 2023															
Federal Grantor/Pass-Through Grantor/Program or Cluster Title	Federal ALN number	Pass-through entity identifying number	Passed through to subrecipients	Total Federal Expenditures	Alcorn State University	Delta State University	Jackson State University	Mississippi State University	Mississippi University for Women	Mississippi Valley State University	University of Mississippi	University of Mississippi Medical Center	University of Southern Mississippi	IHL Executive Office	University Press
Texas A&M University (TAMU) - Engineering	47.041	M2202461	-	57,129	-	-	-	57,129	-	-	-	-	-	-	-
Texas A&M University (TAMU) - Engineering	47.041	M2202244	-	42,302	-	-	-	42,302	-	-	-	-	-	-	-
Texas A&M University (TAMU) - Engineering	47.041	M2202463	-	28,741	-	-	-	28,741	-	-	-	-	-	-	-
Texas A&M University (TAMU) - Engineering	47.041	M2103396-28-520060-00006	-	11,928	-	-	-	11,928	-	-	-	-	-	-	-
NSF/Raytheon/Engineering Grants	47.041	1539990 Prog Income	-	20,968	-	-	-	-	-	-	20,968	-	-	-	-
NSF/Intel Corporation/Engineering Grants	47.041	1539990 Prog Income	-	39,696	-	-	-	-	-	-	39,696	-	-	-	-
NSF/FedEx/Engineering Grants	47.041	1539990 Prog Income	-	1,651	-	-	-	-	-	-	1,651	-	-	-	-
Board of Regents University System of GA - National Science Foundation	47.041	SUB0002739	-	21,315	-	-	-	-	-	-	-	-	21,315	-	-
University of California San Diego - National Science Foundation	47.041	KR 704632	-	17,240	-	-	-	-	-	-	-	-	17,240	-	-
Total ALN 47.041			16,631	2,732,584	-	-	577,518	1,442,736	-	-	401,677	50	310,603	-	-
Mathematical and Physical Sciences	47.049		21,108	3,864,137	-	-	621,937	1,570,557	-	-	805,744	-	865,899	-	-
Passed through from:															
Excellence In Research: Computation	47.049	DMR 2100946	-	27,396	-	-	27,396	-	-	-	-	-	-	-	-
Emory University - Mathematical and Physical Sciences	47.049	A373755	-	21,863	-	-	-	21,863	-	-	-	-	-	-	-
NSF/University of Notre Dame/Mathematical and Physical Sciences	47.049	PHY-1806631	-	2,684	-	-	-	-	-	-	2,684	-	-	-	-
Mathematical Association of America - National Science Foundation	47.049	897	-	(1,680)	-	-	-	-	-	-	-	-	(1,680)	-	-
Total ALN 47.049			21,108	3,914,400	-	-	649,333	1,592,420	-	-	808,428	-	864,219	-	-
Geosciences	47.050		101,607	627,913	-	-	87,761	139,646	-	-	19,051	-	381,455	-	-
Passed through from:															
Sundowner Winds Experiment	47.050	KK2040	-	25,932	-	-	25,932	-	-	-	-	-	-	-	-
Collaborative Research:Network Clus	47.050	AWD00000206SUB00000243/2012123	-	18,055	-	-	18,055	-	-	-	-	-	-	-	-
Columbia University - National Science Foundation	47.050	50CG GGO009393-04	-	6,707	-	-	-	-	-	-	-	-	6,707	-	-
Oregon State University - National Science Foundation	47.050	131347041	30,654	56,635	-	-	-	-	-	-	-	-	56,635	-	-
Total ALN 47.050			132,261	735,242	-	-	131,748	139,646	-	-	19,051	-	444,797	-	-
Computer and Information Science and Engineering	47.070		190,402	2,409,942	-	-	735,181	1,145,147	-	12,209	274,819	-	242,586	-	-
Passed through from:															
Platforms for Advanced Wireless Research, LLC (PAWR) - Computer and Information Science and Engineering	47.070	task	-	254,348	-	-	-	254,348	-	-	-	-	-	-	-
Total ALN 47.070			190,402	2,664,290	-	-	735,181	1,399,495	-	12,209	274,819	-	242,586	-	-
Biological Sciences	47.074		128,308	2,120,962	-	-	-	999,234	-	-	680,026	130,348	311,354	-	-
Passed through from:															
University of Texas Austin - Allotetraploid Cotton Resea	47.074	UTA18-001132	-	16,693	16,693	-	-	-	-	-	-	-	-	-	-
RCN-UBE: Course Undergraduate Resea	47.074	RR166-647/S001498	-	9,787	-	-	9,787	-	-	-	-	-	-	-	-
Michigan State University - Biological Sciences	47.074	RC109939MS	-	146,720	-	-	-	146,720	-	-	-	-	-	-	-
The Ohio State University - Biological Sciences	47.074	60071605	-	36,790	-	-	-	36,790	-	-	-	-	-	-	-
University of Southern California - Biological Sciences	47.074	140516890	-	11,957	-	-	-	11,957	-	-	-	-	-	-	-
NSF/University of Pittsburgh/Biological Sciences	47.074	00004485 (012686-8)	-	102,969	-	-	-	-	-	-	102,969	-	-	-	-
Total ALN 47.074			128,308	2,445,878	16,693	-	9,787	1,194,701	-	-	782,995	130,348	311,354	-	-
Social, Behavioral, and Economic Sciences	47.075		47,194	463,055	-	-	156,992	149,944	-	8,213	147,906	-	-	-	-
Passed through from:															
Conference: Understanding Democracy	47.075	B0014TBD / 2321010	-	964	-	-	964	-	-	-	-	-	-	-	-
Total ALN 47.075			47,194	464,019	-	-	157,956	149,944	-	8,213	147,906	-	-	-	-
Education and Human Resources	47.076		445,763	4,024,796	31,464	48,633	1,971,092	1,750,388	-	-	100,305	-	122,914	-	-
Passed through from:															
The AGEP Historically Black Univers	47.076	31 21220 001 76190	-	96,430	-	-	96,430	-	-	-	-	-	-	-	-
AGEP Transformation Alliance: SUPRA	47.076	545504-19A87	-	30,705	-	-	30,705	-	-	-	-	-	-	-	-
Scholarships to Support Undergrad	47.076	240D78	-	18,563	-	-	18,563	-	-	-	-	-	-	-	-
Southern Illinois University - STEM Education (formerly Education and Human Resources)	47.076	761838-001	-	14,898	-	-	-	14,898	-	-	-	-	-	-	-
Whatcom Community College - STEM Education (formerly Education and Human Resources)	47.076	DGE-1842096	-	57,021	-	-	-	57,021	-	-	-	-	-	-	-
National Science Foundation LSMAMP	47.076	1826699.000	-	70,696	-	-	-	-	-	70,696	-	-	-	-	-
NSF/Tougaloo College/Education and Human Resources	47.076	1912191	-	15,925	-	-	-	-	-	-	15,925	-	-	-	-
NSF/Spring Hill College/Education and Human Resources	47.076	1949877	-	(8)	-	-	-	-	-	-	(8)	-	-	-	-
NSF/Christian Brothers University/Education and Human Resources	47.076	2050673	-	468	-	-	-	-	-	-	468	-	-	-	-
NSF/University of Oklahoma Board of Regents/Education and Human Resources	47.076	2022-05	-	35,893	-	-	-	-	-	-	35,893	-	-	-	-
NSF/California State University Northridge/Education and Human Resources	47.076	A23-0017-S001	-	19,022	-	-	-	-	-	-	19,022	-	-	-	-
Total ALN 47.076			445,763	4,384,409	31,464	48,633	2,116,790	1,822,307	-	70,696	171,605	-	122,914	-	-
Office of International Science and Engineering	47.079		6,153	326,255	-	-	81,694	26,029	-	-	218,532	-	-	-	-
Passed through from:															
PIRE - Coastal Flood Risk Reduction	47.079	10-S161003/FAIN 1545837	-	39,325	-	-	39,325	-	-	-	-	-	-	-	-
Total ALN 47.079			6,153	365,580	-	-	121,019	26,029	-	-	218,532	-	-	-	-
Integrative Activities	47.083		2,837,339	5,270,294	-	-	-	4,556,277	-	-	513,804	-	200,213	-	-
Passed through from:															
Bridging the Transitions of Talent	47.083	A22-0500-S001	-	14,908	-	-	14,908	-	-	-	-	-	-	-	-
NSF Convergence Accelerator	47.083	TUL-SCC-559662-21/22	-	43,107	-	-	43,107	-	-	-	-	-	-	-	-
NSF/University of Alabama - Main/Office of Integrative Activities	47.083	A20-0473-S002	-	245,251	-	-	-	-	-	-	245,251	-	-	-	-
NSF/University of Kansas Center for Research/Office of Integrative Activities	47.083	FY2021025/FY2023017	-	89,395	-	-	-	-	-	-	89,395	-	-	-	-
University of Kansas Center Research INC - National Science Foundation	47.083	FY 2021-024	-	44,363	-	-	-	-	-	-	-	-	44,363	-	-
Total ALN 47.083			2,837,339	5,707,318	-	-	58,015	4,556,277	-	-	848,450	-	244,576	-	-
NSF Technology, Innovation, and Partnerships	47.084		-	226,948	-	-	-	226,948	-	-	-	-	-	-	-
Passed through from:															
NSF Convergence Accelerator Track E	47.084	TUL-SCC-560682-22/23	-	25,819	-	-	25,819	-	-	-	-	-	-	-	-
21st Century Research-CI for MSIs	47.084	240E54	-	9,821	-	-	9,821	-	-	-	-	-	-	-	-
George Mason University - NSF Technology, Innovation, and Partnerships	47.084	E2061822	-	13,310	-	-	-	13,310	-	-	-	-	-	-	-
MSU Assure Research and Development Corporation - NSF Technology, Innovation, and Partnerships	47.084	CONTRACT DTD 5/19/2023	-	1,498	-	-	-	1,498	-	-	-	-	-	-	-
Total ALN 47.084			-	277,396	-	-	35,640	241,756	-	-	-	-	-	-	-
Total National Science Foundation			3,825,159	24,563,650	48,157	48,633	4,592,987	13,413,545	-	91,118	3,697,763	130,398	2,541,049	-	-
U.S. Small Business Administration:															
Women's Business Ownership Assistance	59.043		-	87,193	-	-	87,193	-	-	-	-	-	-	-	-
Veterans Outreach Program	59.044		-	45,634	-	-	-	45,634	-	-	-	-	-	-	-
Passed through from:															
Mississippi Manufacturers Association - U.S. Small Business Administration	59.058	8006388	-	76,519	-	-	-	-	-	-	-	-	76,519	-	-
MSU - Research and Technology Corporation- Congressional Grants	59.059	SIGNED 8/29/2022	-	51,955	-	-	-	51,955	-	-	-	-	-	-	-
Total U.S. Small Business Administration			-	261,301	-	-	87,193	97,589	-	-	-	-	76,519	-	-
Tennessee Valley Authority:															
Thermochemical Energy Storage Reactor Design and Demonstration to Accommodate Renewable Energy	62.RD		-	78,611	-	-	-	78,611	-	-	-	-	-	-	-
Toward understanding interactions of Bald Eagle and Osprey and man-made structures	62.RD		-	56,957	-	-	-	56,957	-	-	-	-	-	-	-
Passed through from:															
Austin Peay State University - The Contribution of Electric Transmission Rights-of-Way to Pollinator Biodiversity	62.RD	C-19-0729	-	10,120	-	-	-	10,120	-	-	-	-	-	-	-
MSU Assure Research and Development Corporation - Beyond Visual Line-of-Sight	62.RD	PO6819340	-	721,626	-	-	-	721,626	-	-	-	-	-	-	-
Total ALN 62.RD			-	867,314	-	-	-	867,314	-	-	-	-	-	-	-
Total Tennessee Valley Authority			-	867,314	-	-	-	867,314	-	-	-	-	-	-	-
U.S. Veterans' Administration:															
VRHRC-GNV Intergovernmental Personnel Agreement	64.RD		-	22,783	-	-	-	22,783	-	-	-	-	-	-	-
Total U.S. Veterans' Administration			-	22,783	-	-	-	22,783	-	-	-	-	-	-	-
U.S. Environmental Protection Agency:															

STATE OF MISSISSIPPI INSTITUTIONS OF HIGHER LEARNING
SCHEDULE OF EXPENDITURES OF FEDERAL AWARDS
YEAR ENDED JUNE 30, 2023

Federal Grantor/Pass-Through Grantor/Program or Cluster Title	Federal ALN number	Pass-through entity identifying number	Passed through to subrecipients	Total Federal Expenditures	Alcorn State University	Delta State University	Jackson State University	Mississippi State University	Mississippi University for Women	Mississippi Valley State University	University of Mississippi	University of Mississippi Medical Center	University of Southern Mississippi	IHL Executive Office	MCVS	University Press
Regional Wetland Program Development Grants	66.461		-	87,238	-	-	-	87,238	-	-	-	-	-	-	-	-
Passed through from:																
MS Department of Marine Resources - U.S. Environmental Protection Agency	66.461	USM-2020-001	-	52,329	-	-	-	-	-	-	-	-	52,329	-	-	-
Total ALN 66.461			-	139,567	-	-	-	87,238	-	-	-	-	52,329	-	-	-
Gulf of Mexico Program	66.475		80,288	390,969	-	-	-	182,915	-	-	210,367	-	(2,313)	-	-	-
Passed through from:																
Louisiana State University - U.S. Environmental Protection Agency	66.475	PO-0000115674	-	247	-	-	-	-	-	-	-	-	247	-	-	-
Total ALN 66.475			80,288	391,216	-	-	-	182,915	-	-	210,367	-	(2,066)	-	-	-
Pensacola & Perdido Bays Estuary Program - U.S. Environmental Protection Agency	66.511	8006901	-	45,589	-	-	-	-	-	-	-	-	45,589	-	-	-
Westat, Inc. - U.S. Environmental Protection Agency	66.716	8007002	-	49,565	-	-	-	-	-	-	-	-	49,565	-	-	-
Total U.S. Environmental Protection Agency			80,288	625,937	-	-	-	270,153	-	-	210,367	-	145,417	-	-	-
U.S. Department of Energy:																
DOE GO Challenge Competition Award	81.RD		-	88,098	-	-	-	88,098	-	-	-	-	-	-	-	-
Light Trapping, Enclosed Planar-Cavity Receiver for Heating Particles to Enable Low-Cost Energy Storage	81.RD		-	61,704	-	-	-	61,704	-	-	-	-	-	-	-	-
SAPPHIRE: Stability-Augmented Optimal Control of Hybrid PV Plants with Very High Penetration	81.RD		-	2,867	-	-	-	2,867	-	-	-	-	-	-	-	-
Passed through from:																
Rational Design and Development of	81.RD	TOA/PO 0000525183	19,179	225,904	-	-	225,904	-	-	-	-	-	-	-	-	-
Argonne National Laboratory - AVTC12	81.RD	LTR DATED 7/17/18	-	7,150	-	-	-	7,150	-	-	-	-	-	-	-	-
Argonne National Laboratory - EcoCAR EV Challenge	81.RD	LTR DATED 8/10/22	-	113,194	-	-	-	113,194	-	-	-	-	-	-	-	-
Battelle Savannah River Alliance, LLC - Research and Development to Advance Air Filtration and Treatment in Nuclear Applications	81.RD	0000532298	-	4,386,764	-	-	-	4,386,764	-	-	-	-	-	-	-	-
Bechtel National Incorporated - Hanford Tank Waste Treatment and Immobilization Plant	81.RD	24590-QL-HC1-JQ12-00001	-	500,506	-	-	-	500,506	-	-	-	-	-	-	-	-
Los Alamos National Laboratory - Development of GPU-Accelerated High-Order Explicit Solver for Turbulent Flows	81.RD	602365 533278	-	65,688	-	-	-	65,688	-	-	-	-	-	-	-	-
Pacific Northwest National Laboratory - Arctic Shark Flight Support June 2023	81.RD	675057	-	21,242	-	-	-	21,242	-	-	-	-	-	-	-	-
Pacific Northwest National Laboratory - ArcticShark Instrumented Science Flights Support Start Date:	81.RD	622416	-	82,690	-	-	-	82,690	-	-	-	-	-	-	-	-
Pacific Northwest National Laboratory - PNNL ArticShark Mission Commander Training	81.RD	620034	-	(650)	-	-	-	(650)	-	-	-	-	-	-	-	-
Thomas Jefferson National Lab - Ciprian Gal 50% Salary for 11/01/2021-10/31/2024	81.RD	PO 22-D0151	-	32,754	-	-	-	32,754	-	-	-	-	-	-	-	-
US DOE/Battelle Energy Alliance LLC/Department of Energy	81.RD	260009 & Am.1	-	69,961	-	-	-	-	-	-	69,961	-	-	-	-	-
US DOE/US Department of Energy Lawrence Livermore National Laboratory/Department of Energy	81.RD	B653549	-	151,953	-	-	-	-	-	-	151,953	-	-	-	-	-
Total ALN 81.RD			19,179	5,809,825	-	-	225,904	5,362,007	-	-	221,914	-	-	-	-	-
Office of Science Financial Assistance Program	81.049		17,864	2,443,833	-	-	111,700	1,348,908	-	-	677,089	-	306,136	-	-	-
Passed through from:																
Columbia University - Office of Science Financial Assistance Program	81.049	1(GG016765-01)	-	24,112	-	-	-	24,112	-	-	-	-	-	-	-	-
University of Illinois at Urbana-Champaign - Office of Science Financial Assistance Program	81.049	090634-16917	-	400,928	-	-	-	400,928	-	-	-	-	-	-	-	-
University of Illinois at Urbana-Champaign - Office of Science Financial Assistance Program	81.049	088950-17634	-	108,831	-	-	-	108,831	-	-	-	-	-	-	-	-
Total ALN 81.049			17,864	2,977,704	-	-	111,700	1,882,779	-	-	677,089	-	306,136	-	-	-
Renewable Energy Research and Development	81.087		222,408	716,215	-	-	-	716,215	-	-	-	-	-	-	-	-
Passed through from:																
Precursor Engineering of All-Inorga	81.087	A23-0051-S001 / DE-EE0010242	-	84,338	-	-	84,338	-	-	-	-	-	-	-	-	-
Michigan State University - Renewable Energy Research and Development	81.087	RC1111121 - MS STATE	-	134,356	-	-	-	134,356	-	-	-	-	-	-	-	-
Texas A&M University (TAMU) - Renewable Energy Research and Development	81.087	M2000415	-	262,329	-	-	-	262,329	-	-	-	-	-	-	-	-
University of Maryland - Renewable Energy Research and Development	81.087	116156-Z7146201	-	36,005	-	-	-	36,005	-	-	-	-	-	-	-	-
Total ALN 81.087			222,408	1,233,243	-	-	84,338	1,148,905	-	-	-	-	-	-	-	-
Energy Efficiency and Renewable Energy Information Dissemination, Outreach, Training and Technical AA	81.117		21,445	264,322	-	-	-	264,322	-	-	-	-	-	-	-	-
Nuclear Energy Research, Development and Demonstration	81.121		27,726	202,167	-	-	-	202,167	-	-	-	-	-	-	-	-
Passed through from:																
Nueta Hidatsa Sahnish College - Minorities in Nuclear Field	81.123	NHSC00442	-	227,394	227,394	-	-	-	-	-	-	-	-	-	-	-
Advanced Research Projects Agency - Energy	81.135		-	226,010	-	-	-	226,010	-	-	-	-	-	-	-	-
Total U.S. Department of Energy			308,622	10,940,665	227,394	-	421,942	9,086,190	-	-	899,003	-	306,136	-	-	-
U.S. Department of Education:																
Passed through from:																
Mississippi Community College Board (MCCB) - Adult Education - Basic Grants to States	84.002	CTD 10-22-2020	-	32	-	-	-	32	-	-	-	-	-	-	-	-
Minority Science and Engineering Improvement	84.120		-	64,878	-	-	64,878	-	-	-	-	-	-	-	-	-
Passed through from:																
Mississippi Department of Rehabilitation Services (MDRS) - Rehabilitation Services Vocational Rehabilitation	84.126	23-331-11000-132	-	5,760	-	-	-	5,760	-	-	-	-	-	-	-	-
Oktibbeha County School District - School Safety National Activities	84.184	2022-46	-	7,810	-	-	-	7,810	-	-	-	-	-	-	-	-
Innovative Approaches to Literacy	84.215		-	15	-	-	-	-	-	-	-	-	15	-	-	-
Educational Research, Development and Dissemination	84.305		-	445,502	-	-	-	-	-	-	-	-	445,502	-	-	-
Gaining Early Awareness & Readines for Undergraduate Programs	84.334		2,073,148	2,723,040	-	-	-	2,723,040	-	-	-	-	-	-	-	-
Passed through from:																
US DoEd/Mississippi Public School Consortium for Educational Access/Investing in Innovation (i3) Fund	84.411	U411C190173	-	23,774	-	-	-	-	-	-	23,774	-	-	-	-	-
Total U.S. Department of Education			2,073,148	3,270,811	-	-	64,878	2,736,642	-	-	23,774	-	445,517	-	-	-
Gulf Coast Ecosystem Restoration Council:																
Gulf Coast Ecosystem Restoration Council Comprehensive Plan Component Program	87.051		27,548	29,937	-	-	-	29,937	-	-	-	-	-	-	-	-
Total Gulf Coast Ecosystem Restoration Council			27,548	29,937	-	-	-	29,937	-	-	-	-	-	-	-	-
National Archives and Records Administration:																
Passed through from:																
Pacific Northwest National Laboratory - National Archives and Records Administration	89.RD	587201	-	2,367	-	-	-	-	-	-	2,367	-	-	-	-	-
Total National Archives and Records Administration			-	2,367	-	-	-	-	-	-	2,367	-	-	-	-	-
Delta Regional Authority:																
Delta Regional Authority - Tracking the Implementation of Voter Education	90.RD		-	51,151	-	-	-	51,151	-	-	-	-	-	-	-	-
Total Delta Regional Authority			-	51,151	-	-	-	51,151	-	-	-	-	-	-	-	-
U.S. Department of Health and Human Services:																
A Novel Approach to Basal Cell Carc	93.RD		-	894	-	-	894	-	-	-	-	-	-	-	-	-
JHS GTEC DS - Marcy Cage	93.RD		-	29,864	-	-	29,864	-	-	-	-	-	-	-	-	-
JHS GTEC DS - Kierra Jones	93.RD		-	26,765	-	-	26,765	-	-	-	-	-	-	-	-	-
JHS GTEC DS - Wynette Williams-Kirk	93.RD		-	30,124	-	-	30,124	-	-	-	-	-	-	-	-	-
JHS GTEC DS - Shelia Malone	93.RD		-	36,114	-	-	36,114	-	-	-	-	-	-	-	-	-
JHS TEC Option Period#3/YR4	93.RD		41,851	265,857	-	-	265,857	-	-	-	-	-	-	-	-	-
JHS GTEC Option Period#4/Yr5	93.RD		14,417	545,833	-	-	545,833	-	-	-	-	-	-	-	-	-
US DHHS/Department of Health and Human Services	93.RD		301,435	2,731,854	-	-	-	-	-	-	2,731,854	-	-	-	-	-
JHS-NHLBI Contract	93.RD		-	13,933	-	-	-	-	-	-	-	13,933	-	-	-	-
JHS-NHLBI Contract	93.RD		-	50,167	-	-	-	-	-	-	-	50,167	-	-	-	-
JHS-NHLBI Contract	93.RD		-	7,814	-	-	-	-	-	-	-	7,814	-	-	-	-
JHS-NHLBI Contract	93.RD		-	43,329	-	-	-	-	-	-	-	43,329	-	-	-	-
JHS-NHLBI Contract	93.RD		-	911,571	-	-	-	-	-	-	-	911,571	-	-	-	-
JHS-NHLBI Contract	93.RD		686,744	1,441,004	-	-	-	-	-	-	-	1,441,004	-	-	-	-
JHS-NHLBI Contract	93.RD		103,862	592,834	-	-	-	-	-	-	-	592,834	-	-	-	-
JHS-NHLBI Contract	93.RD		71,588	1,607,313	-	-	-	-	-	-	-	1,607,313	-	-	-	-
JHS-NHLBI Contract	93.RD		-	(14,399)	-	-	-	-	-	-	-	(14,399)	-	-	-	-
JHS-NHLBI Contract	93.RD		-	1,337,115	-	-	-	-	-	-	-	1,337,115	-	-	-	-
JHS-NHLBI Contract	93.RD		410,117	664,425	-	-	-	-	-	-	-	664,425	-	-	-	-
NHLBI Contract	93.RD		-	(6,883)	-	-	-	-	-	-	-	(6,883)	-	-	-	-
JHS-NHLBI Contract	93.RD		-	27,233	-	-	-	-	-	-	-	27,233	-	-	-	-
Passed through from:																

STATE OF MISSISSIPPI INSTITUTIONS OF HIGHER LEARNING
SCHEDULE OF EXPENDITURES OF FEDERAL AWARDS
YEAR ENDED JUNE 30, 2023

Federal Grantor/Pass-Through Grantor/Program or Cluster Title	Federal ALN number	Pass-through entity identifying number	Passed through to subrecipients	Total Federal Expenditures	Alcorn State University	Delta State University	Jackson State University	Mississippi State University	Mississippi University for Women	Mississippi Valley State University	University of Mississippi	University of Mississippi Medical Center	University of Southern Mississippi	IHL Executive Office	MCVS	University Press
Mississippi Division of Medicaid - Bingocize: An evidence-based health promotion program	93.RD	CTD 8/28/2020	-	3,000	-	-	-	3,000	-	-	-	-	-	-	-	-
Mississippi Public Health Institute - MS Southwest Substance & Opioid Abuse Response Program	93.RD	GAIRH45972-01-00	-	20,002	-	-	-	20,002	-	-	-	-	-	-	-	-
Mississippi State Department of Health (MSDH) - Weight-Wise Mississippi	93.RD	SG-1153-R3	-	14,416	-	-	-	14,416	-	-	-	-	-	-	-	-
The University of Alabama at Birmingham - Canine Comparative Genomics, Oncology, and Neurotherapeutics	93.RD	000516421-002	-	72,477	-	-	-	72,477	-	-	-	-	-	-	-	-
DHHS/Delta Health Alliance/Department of Health and Human Services	93.RD	D04RH40241-01-00	-	1,467	-	-	-	-	-	-	1,467	-	-	-	-	-
Tougaloo College - Jackson Heart Study, Undergraduate Training and Education	93.RD	AWD-000442	-	2,490	-	-	-	-	-	-	-	2,490	-	-	-	-
COVID-19 Columbia University in the City of New York - The NHLBI Collaborative Cohort for COVID-19 Research	93.RD	26(GG015997-01)	-	445,795	-	-	-	-	-	-	-	445,795	-	-	-	-
National Institutes of Health - Telehealth Diabetes Prevention Intervention	93.RD	92-882-4473	-	1,341	-	-	-	-	-	-	-	1,341	-	-	-	-
MS Department of Rehabilitation Services - U.S. Dept of Health and Human Services	93.RD	8007024	-	12,382	-	-	-	-	-	-	-	-	12,382	-	-	-
My Brother's Keeper - U.S. Dept of Health and Human Services	93.RD	SG 2528	-	12,252	-	-	-	-	-	-	-	-	12,252	-	-	-
Total ALN 93.RD			1,630,014	10,928,383	-	-	935,451	109,895	-	-	2,733,321	7,125,082	24,634	-	-	-
Delta Health Alliance, Early Head Start - National Organizations of State and Local Officials	93.011	CTD 7-08-2021	-	(11,742)	-	-	-	(11,742)	-	-	-	-	-	-	-	-
Chronic Diseases: Research, Control, and Prevention	93.068		-	17,041	-	-	-	-	-	-	-	17,041	-	-	-	-
Passed through from:																
American Heart Association - AHA Tobacco Regulatory Science Center Admin Core	93.077	FX-ATRAC-5U54HL120163-UMMC-09	-	42,340	-	-	-	-	-	-	-	42,340	-	-	-	-
American Heart Association - AHA Tobacco Regulatory Science Center Admin Core	93.086	23-AYRE-360529-MSU	-	62	-	-	-	62	-	-	-	-	-	-	-	-
Food and Drug Administration Research	93.103		80,121	3,057,112	-	-	-	475,547	-	-	2,581,565	-	-	-	-	-
Passed through from:																
COVID-19 United States Food and Drug Administration - Mississippi Perinatal COVID-19 Registry	93.103	U18FD007490	26,979	1,002,449	-	-	-	-	-	-	-	1,002,449	-	-	-	-
U.S. Food and Drug Administration - U.S. Dept of Health and Human Services	93.103	G-SE-2104-02927	-	3,800	-	-	-	-	-	-	-	-	3,800	-	-	-
U.S. Food and Drug Administration - U.S. Dept of Health and Human Services	93.103	G-SE-224-03404	-	8,501	-	-	-	-	-	-	-	-	8,501	-	-	-
Total ALN 93.103			107,100	4,071,862	-	-	-	475,547	-	-	2,581,565	1,002,449	12,301	-	-	-
Environmental Health	93.113		-	226,897	-	-	-	226,730	-	-	167	-	-	-	-	-
Oral Diseases and Disorders Research	93.121		129,991	1,130,015	-	-	30,451	-	-	-	-	1,099,564	-	-	-	-
Passed through from:																
HudsonAlpha Institute for Biotechnology - South-Seq: DNA Sequencing for Newborn Nurseries in the South	93.172	20000.044.04-02	-	263	-	-	-	-	-	-	-	263	-	-	-	-
Research Related to Deafness and Communication Disorders	93.173		-	1,209,223	-	-	-	-	-	-	-	1,209,223	-	-	-	-
Research and Training in Complementary and Alternative Medicine	93.213		234,177	1,111,599	-	-	-	-	-	-	649,454	462,145	-	-	-	-
Family Planning Services	93.217		-	19,466	-	-	-	-	-	-	-	19,466	-	-	-	-
Passed through from:																
Title X Family Planning Services	93.217	FPHPA006475-02-00	-	9,372	-	-	9,372	-	-	-	-	-	-	-	-	-
Total ALN 93.217			-	28,838	-	-	9,372	-	-	-	-	19,466	-	-	-	-
National Center on Sleep Disorders Research	93.233		-	42,683	-	-	-	-	-	-	-	42,683	-	-	-	-
Passed through from:																
Mississippi Alliance of Boys and Girls Clubs - Title V State Sexual Risk Avoidance Education Program	93.235	CONTRACT DTD 01/27/2017	-	(31,856)	-	-	-	(31,856)	-	-	-	-	-	-	-	-
Mississippi Alliance of Boys and Girls Clubs - Title V State Sexual Risk Avoidance Education Program	93.235	2022-41	-	25,093	-	-	-	25,093	-	-	-	-	-	-	-	-
Mississippi Alliance of Boys and Girls Clubs - Title V State Sexual Risk Avoidance Education Program	93.235	2020-40	-	36,716	-	-	-	36,716	-	-	-	-	-	-	-	-
Total ALN 93.235			-	29,953	-	-	-	29,953	-	-	-	-	-	-	-	-
Mental Health Research Grants	93.242		14,882	1,127,249	-	-	-	314,307	-	-	13,738	799,204	-	-	-	-
Passed through from:																
National Institutes of Health - U.S. Dept of Health and Human Services	93.242	1F31MH133323-01	-	9,447	-	-	-	-	-	-	-	-	9,447	-	-	-
National Institutes of Health - U.S. Dept of Health and Human Services	93.242	1R15MH129814	-	116,345	-	-	-	-	-	-	-	-	116,345	-	-	-
Total ALN 93.242			14,882	1,253,041	-	-	-	314,307	-	-	13,738	799,204	125,792	-	-	-
Substance Abuse and Mental Health Services Projects of Regional and National Significance	93.243		-	33,101	-	-	-	-	-	-	15,844	17,257	-	-	-	-
Passed through from:																
Madison County Court - Substance Abuse and Mental Health Services Projects	93.243	2019-26	-	17,267	-	-	-	17,267	-	-	-	-	-	-	-	-
Mississippi Department of Mental Health - Substance Abuse and Mental Health Services Projects	93.243	6391-MGLS-04	-	340,817	-	-	-	340,817	-	-	-	-	-	-	-	-
Rankin County Youth Court - Substance Abuse and Mental Health Services Projects	93.243	2024-03	-	9,359	-	-	-	9,359	-	-	-	-	-	-	-	-
Rankin County Youth Court - Substance Abuse and Mental Health Services Projects	93.243	2024-02	-	9,359	-	-	-	9,359	-	-	-	-	-	-	-	-
Total ALN 93.243			-	409,903	-	-	-	376,802	-	-	15,844	-	17,257	-	-	-
Occupational Safety and Health Program	93.262		-	4,383	-	-	-	4,383	-	-	-	-	-	-	-	-
Passed through from:																
Utah State University - Occupational Safety and Health Program	93.262	204641-831	-	26,342	-	-	-	26,342	-	-	-	-	-	-	-	-
Total ALN 93.262			-	30,725	-	-	-	30,725	-	-	-	-	-	-	-	-
Alcohol Research Programs	93.273		-	416,067	-	-	-	-	-	-	-	416,067	-	-	-	-
Drug Abuse and Addiction Research Programs	93.279		157,453	3,164,938	-	-	-	-	-	-	382,517	2,782,421	-	-	-	-
Passed through from:																
Emory University - Theoretically Based Mobile App to Increase PrEP Update Among MSM	93.279	T855344	-	17,539	-	-	-	-	-	-	-	17,539	-	-	-	-
Denver Health and Hospital Authority - DETECT	93.279	A19-0001-S003	-	162,301	-	-	-	-	-	-	-	162,301	-	-	-	-
Total ALN 93.279			157,453	3,344,778	-	-	-	-	-	-	382,517	2,962,261	-	-	-	-
Investigations and Technical Assistance	93.283		-	58,313	-	-	-	-	-	-	-	58,313	-	-	-	-
Passed through from:																
Mississippi State Department of Health - Centers for Disease Control and Prevention Investigations	93.283	SG-100 R9	-	7,495	-	-	-	7,495	-	-	-	-	-	-	-	-
COVID-19 Vysnova Partners, Inc - A Multicenter, Prospective Study of COVID-19 Using Real-Time Surveillance	93.283	75D30120C08405	-	846	-	-	-	-	-	-	-	846	-	-	-	-
Abt Associates, Inc. - Opiod Quality Improvement Collaborative Project	93.283	200-2016-F-92356	-	(4,476)	-	-	-	-	-	-	-	(4,476)	-	-	-	-
Total ALN 93.283			-	62,178	-	-	-	7,495	-	-	-	54,683	-	-	-	-
Discovery and Applied Research for Technological Innovations to Improve Human Health	93.286		-	175,148	-	-	-	-	-	-	175,148	-	-	-	-	-
Passed through from:																
National Institutes of Health - Discovery and Applied Research for Technological Innovations to Improve Human Health	93.286	1R03EB033704-01	-	20,011	-	-	-	-	-	-	-	-	20,011	-	-	-
National Institutes of Health - Discovery and Applied Research for Technological Innovations to Improve Human Health	93.286	1R21EB033533-01A1	-	637	-	-	-	-	-	-	-	-	637	-	-	-
Total ALN 93.286			-	195,796	-	-	-	-	-	-	175,148	-	20,648	-	-	-
Teen Health Mississippi (THMS) - Teenage Pregnancy Prevention Program	93.297	CTD 06-14-2021	-	195	-	-	-	195	-	-	-	-	-	-	-	-
Minority Health and Health Disparities Research	93.307		-	2,987,209	-	-	2,153,841	-	-	-	-	833,368	-	-	-	-
Passed through from:																
RCMI Research Center in Minority In	93.307	RCC - 001JSU	-	150,215	-	-	150,215	-	-	-	-	-	-	-	-	-
University of Nebraska - Minority Health and Health Disparities Research	93.307	24-1714-0285-002	-	30,189	-	-	-	30,189	-	-	-	-	-	-	-	-
Klein Buendel, Inc./Minority Health and Health Disparities Research	93.307	0337-0184-000	-	9,614	-	-	-	-	-	-	9,614	-	-	-	-	-
Meharry Medical College - Minority Health and Health Disparities Research	93.307	170406MFL060 03	-	228	-	-	-	-	-	-	-	228	-	-	-	-
Total ALN 93.307			-	3,177,455	-	-	2,304,056	30,189	-	-	9,614	833,596	-	-	-	-
Trans-NIH Research Support	93.310		-	(144)	-	-	-	-	-	-	-	(144)	-	-	-	-
Passed through from:																
The University of Alabama at Birmingham (UAB) - Trans-NIH Research Support	93.310	000524356-SP006-SC001	-	4,407	-	-	-	4,407	-	-	-	-	-	-	-	-
The University Corporation/Trans-NIH Research Support	93.310	A15-0012-S016	-	151,412	-	-	-	-	-	-	151,412	-	-	-	-	-
COVID-19 University of Arkansas for Medical Sciences - Move up: Improving COVID-19 vaccine uptake using mHealth	93.310	54487	-	2,096	-	-	-	-	-	-	-	2,096	-	-	-	-
University of Arkansas for Medical Sciences - BREATHE Study	93.310	54487-BREATHE	-	2,232	-	-	-	-	-	-	-	2,232	-	-	-	-
University of Alabama at Birmingham - Southern All of Us Network	93.310	000519041-sc003	-	696,149	-	-	-	-	-	-	-	696,149	-	-	-	-
University of Alabama at Birmingham - Expanding Cancer Prevention and Control Infrastructure	93.310	000527042-SP006-SC003	-	12,703	-	-	-	-	-	-	-	12,703	-	-	-	-
Office of the Director National Institutes of Health - A Proposal to Establish the Mississippi Violence Injury Prevention	93.310	UG3MD018298	-	212,058	-	-	-	-	-	-	-	212,058	-	-	-	-
Eunice Kennedy Shriver National Institute of Child Health and Human Development	93.310	2UG1OD024942-03	-	499,917	-	-	-	-	-	-	-	499,917	-	-	-	-
Duke University - Eating, Sleeping, Consoling for Neonatal Opioid Withdrawal	93.310	3U2COD023375-04S1	-	30,421	-	-	-	-	-	-	-	30,421	-	-	-	-
Total ALN 93.310			-	1,611,251	-	-	-	4,407	-	-	151,412	1,455,432	-	-	-	-
South Carolina Department of Health and Environmental Control - Rare Disorders	93.315	PH0471	-	(576)	-	-	-	-	-	-	-	(576)	-	-	-	-
South Carolina Department of Health and Environmental Control - Rare Disorders	93.315	PH0472	-	(1,158)	-	-	-	-	-	-	-	(1,158)	-	-	-	-
Total ALN 93.315			-	(1,734)	-	-	-	-	-	-	-	(1,734)	-	-	-	-

STATE OF MISSISSIPPI INSTITUTIONS OF HIGHER LEARNING
SCHEDULE OF EXPENDITURES OF FEDERAL AWARDS
YEAR ENDED JUNE 30, 2023

Federal Grantor/Pass-Through Grantor/Program or Cluster Title	Federal ALN number	Pass-through entity identifying number	Passed through to subrecipients	Total Federal Expenditures	Alcorn State University	Delta State University	Jackson State University	Mississippi State University	Mississippi University for Women	Mississippi Valley State University	University of Mississippi	University of Mississippi Medical Center	University of Southern Mississippi	IHL Executive Office	MCVS	University Press
The Healthy Brain Initiative: Technical Assistance to Implement Public Health Actions	93.334		-	39,282	-	-	-	-	-	-	-	39,282	-	-	-	-
National Center for Advancing Translational Sciences	93.350		-	(7,767)	-	-	-	-	-	-	-	(7,767)	-	-	-	-
Passed through from:																
University of Alabama at Birmingham/National Center for Advancing Translational Sciences	93.350	000520679-005	-	153,084	-	-	-	-	-	-	153,084	-	-	-	-	-
Northwestern Univ. - Northwestern University Clinical and Translational Science Institute	93.350	60054110UMMC	-	32,578	-	-	-	-	-	-	-	32,578	-	-	-	-
Total ALN 93.350			-	177,895	-	-	-	-	-	-	153,084	-	-	-	-	-
Research Infrastructure Programs	93.351		32,094	605,348	-	-	-	113,537	-	-	280,974	210,837	-	-	-	-
Passed through from:																
Tulane University - Tulane National Primate Research Center	93.351	TUL-HSC-556038-18/19	-	59,939	-	-	-	-	-	-	-	59,939	-	-	-	-
Oregon Health and Science University - Genomic sequencing	93.351	1016532_UMMC	-	66,764	-	-	-	-	-	-	-	66,764	-	-	-	-
Total ALN 93.351			32,094	732,051	-	-	-	113,537	-	-	280,974	337,540	-	-	-	-
Public Health Informatics & Technology Workforce Development Program	93.355		92,379	1,559,024	-	-	1,559,024	-	-	-	-	-	-	-	-	-
Passed through from:																
Nurse Education, Practice Quality and Retention Grants	93.359	A23-0176-S001	-	36,557	-	-	-	-	-	-	36,557	-	-	-	-	-
Massachusetts General Hospital - Nursing Research	93.361	233238	-	(3,039)	-	-	-	-	-	-	-	(3,039)	-	-	-	-
University of North Carolina - U.S. Dept of Health and Human Services	93.361	5112012	-	42,787	-	-	-	-	-	-	-	-	42,787	-	-	-
Total ALN 93.361			-	39,748	-	-	-	-	-	-	-	(3,039)	42,787	-	-	-
Mississippi State Department of Health (MSDH) - National and State Tobacco Control Program	93.387	SG 100-11	-	798,410	-	-	-	798,410	-	-	-	-	-	-	-	-
African Music, Dance, and Arts	93.391	WFFVHMSF6BU45	-	1,928	-	-	1,928	-	-	-	-	-	-	-	-	-
Cancer Cause and Prevention Research	93.393		-	93,697	-	-	-	-	-	-	-	93,697	-	-	-	-
Passed through from:																
Massachusetts General Hospital (MGH) - Cancer Cause and Prevention Research	93.393	237365	-	18,898	-	-	-	18,898	-	-	-	-	-	-	-	-
University of Kentucky - Cancer Cause and Prevention Research	93.393	3200004525-22-162	-	21,662	-	-	-	21,662	-	-	-	-	-	-	-	-
Total ALN 93.393			-	134,257	-	-	-	40,560	-	-	-	93,697	-	-	-	-
Cancer Biology Research	93.396		152,369	258,690	-	-	-	258,690	-	-	-	-	-	-	-	-
Passed through from:																
Public Health Institute - Children's Oncology Group NCI Community Oncology Research Program	93.399	7UG1CA189955-08	-	359	-	-	-	-	-	-	-	359	-	-	-	-
Oregon Health and Science University - SWOG NCORP Research Base	93.399	1014562_SWOG_UMiss	-	527	-	-	-	-	-	-	-	527	-	-	-	-
Total ALN 93.399			-	886	-	-	-	-	-	-	-	886	-	-	-	-
Strengthening Public Health Systems and Services through National Partnerships	93.421		-	137,814	-	-	-	-	-	-	-	137,814	-	-	-	-
Passed through from:																
Northwest Regional Primary Care Assoc - U.S. Dept of Health and Human Services	93.421	8006887	-	17,467	-	-	-	-	-	-	-	-	17,467	-	-	-
Northwest Regional Primary Care Assoc - U.S. Dept of Health and Human Services	93.421	8007150	-	7,571	-	-	-	-	-	-	-	-	7,571	-	-	-
Total ALN 93.421			-	162,852	-	-	-	-	-	-	-	137,814	25,038	-	-	-
Research and Capacity Building for	93.433	LU 5-17045-3	-	7,058	-	-	7,058	-	-	-	-	-	-	-	-	-
University of Missouri - ACL National Institute on Disability, Independent Living, and Rehabilitation Research	93.433	C00074721-1	-	24,677	-	-	-	24,677	-	-	-	-	-	-	-	-
Total ALN 93.433			-	31,735	-	-	7,058	24,677	-	-	-	-	-	-	-	-
Mississippi Department of Human Services - Every Student Succeeds Act/Preschool Development Grants	93.434	MDHS PDG QSS Project0	-	7,809	-	-	-	7,809	-	-	-	-	-	-	-	-
Mississippi Department of Human Services - Every Student Succeeds Act/Preschool Development Grants	93.434	6027068 / 6027069	-	16,894	-	-	-	16,894	-	-	-	-	-	-	-	-
Total ALN 93.434			-	24,703	-	-	-	24,703	-	-	-	-	-	-	-	-
Mississippi Department of Human Services - Every Student Succeeds Act/Preschool Development Grants	93.464	MDHS PDG QSS Project0	-	50,926	-	-	-	50,926	-	-	-	-	-	-	-	-
Mississippi Department of Human Services - Every Student Succeeds Act/Preschool Development Grants	93.464	6027068 / 6027069	-	47,254	-	-	-	47,254	-	-	-	-	-	-	-	-
Total ALN 93.464			-	98,180	-	-	-	98,180	-	-	-	-	-	-	-	-
Health and Human Services - Congressional Directives	93.493	Congressional Directive	-	30,606	-	-	-	30,606	-	-	-	-	-	-	-	-
Mississippi Department of Human Services - Temporary Assistance for Needy Families	93.558	6026193/6026194	-	388,706	-	-	-	388,706	-	-	-	-	-	-	-	-
Mississippi Department of Human Services - Temporary Assistance for Needy Families	93.558	6021535 / 6021536	-	266,473	-	-	-	266,473	-	-	-	-	-	-	-	-
Total ALN 93.558			-	655,179	-	-	-	655,179	-	-	-	-	-	-	-	-
Mississippi Department of Human Services - Child Care and Development Block Grant	93.575	CONTRACT NO. 8200065710	-	70,387	-	-	-	70,387	-	-	-	-	-	-	-	-
Mississippi Department of Human Services - Child Care and Development Block Grant	93.575	CONTRACT NO. 8200061553	-	26,933	-	-	-	26,933	-	-	-	-	-	-	-	-
Mississippi Department of Human Services - Child Care and Development Block Grant	93.575	CONTRACT NO. 8200061551	-	299,281	-	-	-	299,281	-	-	-	-	-	-	-	-
Mississippi Department of Human Services - Child Care and Development Block Grant	93.575	CONTRACT NO 8200061554	-	1,332,357	-	-	-	1,332,357	-	-	-	-	-	-	-	-
State of Mississippi Department of Human Services/Child Care and Development Block Grant	93.575	6026035/6026036	68,100	194,430	-	-	-	-	-	-	194,430	-	-	-	-	-
Mississippi Department of Human Services - U.S. Dept of Health and Human Services	93.575	8006913	-	(127,736)	-	-	-	-	-	-	-	-	(127,736)	-	-	-
Total ALN 93.575			68,100	1,795,652	-	-	-	1,728,958	-	-	194,430	-	-	-	-	-
Mississippi Department of Human Services - Child Care Mandatory and Matching Funds of the Child Care and Development Fund	93.596	6025986 & 6025987	-	1,140,069	-	-	-	1,140,069	-	-	-	-	-	-	-	-
Mississippi Council on Developmental Disabilities - Developmental Disabilities Basic Support and Advocacy Grants	93.630	4001-DD21-RE	-	(2,686)	-	-	-	(2,686)	-	-	-	-	-	-	-	-
Mississippi Department of Mental Health - Developmental Disabilities Basic Support and Advocacy Grants	93.630	4720-DD22-ED	-	72,679	-	-	-	72,679	-	-	-	-	-	-	-	-
MS Council on Developmental Disabilities - U.S. Dept of Health and Human Services	93.630	8006983.000	-	71,345	-	-	-	-	-	-	-	-	71,345	-	-	-
Total ALN 93.630			-	141,338	-	-	-	69,993	-	-	-	-	71,345	-	-	-
Mississippi Division of Medicaid - MS Div of Medicaid DTD 8/28/20 (P)	93.636	CTD 8/28/2020	-	47,655	-	-	-	47,655	-	-	-	-	-	-	-	-
COVID-19 Mississippi Department of Mental Health - Emergency Grants to Address Mental	93.665	SIGNED 3/1/2022	-	52,350	-	-	-	52,350	-	-	-	-	-	-	-	-
Trans-NIH Recovery Act Research Support	93.701		-	47,421	-	-	-	-	-	-	-	47,421	-	-	-	-
Passed through from:																
Mississippi Division of Medicaid - Medical Assistance Program	93.778	SIGNED 4/4/2023	-	20,261	-	-	-	20,261	-	-	-	-	-	-	-	-
Mississippi Division of Medicaid - Medical Assistance Program	93.778	SIGNED 1/19/2023	-	16,822	-	-	-	16,822	-	-	-	-	-	-	-	-
DHHS/State of Mississippi Division of Medicaid/Medical Assistance Program	93.778	Formula Grant	-	723,383	-	-	-	-	-	-	723,383	-	-	-	-	-
Total ALN 93.778			-	760,466	-	-	-	37,083	-	-	-	-	-	-	-	-
Mississippi Department of Mental Health - Opioid STR	93.788	7C33-SOR2-MSU-MC0RR	-	20,748	-	-	-	20,748	-	-	-	-	-	-	-	-
State of Mississippi Department of Health/Preventing Heart Attacks and Strokes in High Need Areas	93.816	350210786G	-	29,811	-	-	-	-	-	-	29,811	-	-	-	-	-
State of Mississippi Department of Health/Preventing Heart Attacks and Strokes in High Need Areas	93.816	SG 1076 (R5)	-	82,832	-	-	-	-	-	-	82,832	-	-	-	-	-
Total ALN 93.816			-	112,643	-	-	-	-	-	-	112,643	-	-	-	-	-
Brigham and Womens Hospital Inc - Early Detection of Transthyretin Cardiac Amyloidosis	93.832	R01HL150342	-	102,846	-	-	-	-	-	-	-	102,846	-	-	-	-
Cardiovascular Diseases Research	93.837		12,084	9,442,706	-	-	-	200,158	-	-	-	8,991,702	250,846	-	-	-
Passed through from:																
Cornell University - Cardiovascular Diseases Research	93.837	137797-21018	-	54,019	-	-	-	54,019	-	-	-	-	-	-	-	-
Total ALN 93.837			12,084	9,496,725	-	-	-	254,177	-	-	-	8,991,702	250,846	-	-	-
Lung Diseases Research	93.838		-	640,226	-	-	-	-	-	-	-	640,226	-	-	-	-
Passed through from:																
COVID-19 Westat Community Engagement Research Alliance Against COVID-19	93.838	6922-03-COVID-S009	1,057,534	1,671,287	-	-	-	-	-	-	-	1,671,287	-	-	-	-
West Virginia Clinical and Translational Science Institute - PASC Initiative - Clinical Recovery Cohort	93.838	OT2HL161847-01	-	178,583	-	-	-	-	-	-	-	178,583	-	-	-	-
New York University - 2020-1136 ACTIV 4 ACUTE	93.838	AWD-000988	-	88	-	-	-	-	-	-	-	88	-	-	-	-
Beth Israel Deaconess Medical Center - CCC for NHLBI Prevention and Early Treatment of Acute Lung Injury	93.838	3U01HL123009-07S1	-	32,801	-	-	-	-	-	-	-	32,801	-	-	-	-
Beth Israel Deaconess Medical Center - CCC for NHLBI Prevention and Early Treatment of Acute Lung Injury	93.838	01063575	-	642	-	-	-	-	-	-	-	642	-	-	-	-
Total ALN 93.838			1,057,534	2,523,627	-	-	-	-	-	-	-	2,523,627	-	-	-	-
Blood Diseases and Resources Research	93.839		-	212,348	-	-	-	133,728	-	-	-	78,620	-	-	-	-
Passed through from:																
University of Alabama at Birmingham - DISPLACE Stroke Prevention	93.839	000524455-004	-	24,639	-	-	-	-	-	-	-	24,639	-	-	-	-
Total ALN 93.839			-	236,987	-	-	-	133,728	-	-	-	103,259	-	-	-	-
Translation and Implementation Science Research for Heart, Lung, Blood Diseases, and Sleep Disorders	93.840		-	1,715	-	-	-	-	-	-	-	1,715	-	-	-	-
Arthritis, Musculoskeletal and Skin Diseases Research	93.846		269,847	450,957	-	-	-	-	-	-	-	450,957	-	-	-	-
Diabetes, Digestive, and Kidney Diseases Extramural Research	93.847		36,802	819,136	-	-	-	9,007	-	-	-	810,129	-	-	-	-
Passed through from:																
Georgia State University/Diabetes, Digestive, and Kidney Diseases Extramural Research	93.847	SP00013852	-	(363)	-	-	-	-	-	-	(363)	-	-	-	-	-
Medical College of Wisconsin/Diabetes, Digestive, and Kidney Diseases Extramural Research	93.847	PO#6182182	-	69,980	-	-	-	-	-	-	69,980	-	-	-	-	-

STATE OF MISSISSIPPI INSTITUTIONS OF HIGHER LEARNING
SCHEDULE OF EXPENDITURES OF FEDERAL AWARDS
YEAR ENDED JUNE 30, 2023

Federal Grantor/Pass-Through Grantor/Program or Cluster Title	Federal ALN number	Pass-through entity identifying number	Passed through to subrecipients	Total Federal Expenditures	Alcorn State University	Delta State University	Jackson State University	Mississippi State University	Mississippi University for Women	Mississippi Valley State University	University of Mississippi	University of Mississippi Medical Center	University of Southern Mississippi	IHL Executive Office	MCVS	University Press
Duke University School of Medicine Office of Research Contracts/Diabetes, Digestive, and Kidney Diseases	93.847	A03-4811	-	28,471	-	-	-	-	-	-	28,471	-	-	-	-	-
Duke University School of Medicine Office of Research Contracts/Diabetes, Digestive, and Kidney Diseases	93.847	303000591	-	167,877	-	-	-	-	-	-	167,877	-	-	-	-	-
University of Kentucky - Novel Liver Signal Pathways Controlling Adiposity	93.847	3200003805-21-245	-	55,691	-	-	-	-	-	-	-	55,691	-	-	-	-
University of Alabama at Birmingham - APOL1 Long-term Kidney Transplantation Outcomes Network	93.847	000524492-003	-	7,452	-	-	-	-	-	-	-	7,452	-	-	-	-
Department of Health and Human Services - Endothelin -1 in Obesity and Insulin Resistance	93.847	R01DK124327	-	440,656	-	-	-	-	-	-	-	440,656	-	-	-	-
Total ALN 93.847			36,802	1,588,900	-	-	-	9,007	-	-	265,965	1,313,928	-	-	-	-
Digestive Diseases and Nutrition Research	93.848		-	273,862	-	-	-	-	-	-	-	273,862	-	-	-	-
Extramural Research Programs in the Neurosciences and Neurological Disorders	93.853		-	1,212,724	-	-	-	552,708	-	-	110,980	549,036	-	-	-	-
Allergy and Infectious Diseases Research	93.855	R21AI144571	-	-	-	-	-	-	-	-	-	-	-	-	-	-
Allergy and Infectious Diseases Research	93.855		147,480	923,259	-	-	334,264	455,154	-	-	58,290	75,551	-	-	-	-
Passed through from:																
University of Missouri - Allergy and Infectious Diseases Research	93.855	C00067614-1	-	33,348	-	-	-	33,348	-	-	-	-	-	-	-	-
University of Missouri - Allergy and Infectious Diseases Research	93.855	C00067381-1	-	1,580	-	-	-	1,580	-	-	-	-	-	-	-	-
University of Georgia - Epitope and mechanistic correlates of broadly protective human antibodies	93.855	SUB00003017	-	57,100	-	-	-	-	-	-	-	57,100	-	-	-	-
University of Alabama at Birmingham - Women's interagency HIV Study	93.855	AWD-000472	-	333	-	-	-	-	-	-	-	333	-	-	-	-
The Trustees of Columbia University in the City of New York - Emergence of bedquiline, pretomanid and linezolid resistance	93.855	4(GG017296-01)	-	11,674	-	-	-	-	-	-	-	11,674	-	-	-	-
Mississippi College - Surveillance and Modeling of SARS-CoV-2 Virus Transmission	93.855	P20GM103476	-	6,582	-	-	-	-	-	-	-	6,582	-	-	-	-
Miriam Hospital - CFAR Supplement: Exploring PrEP Implementation Strategies	93.855	7147205LM	-	(760)	-	-	-	-	-	-	-	(760)	-	-	-	-
COVID-19 Fred Hutchinson Cancer Research Center - A Study to Assess the Efficacy and Safety of Ad26.COV2.S	93.855	0001040762	-	97,157	-	-	-	-	-	-	-	97,157	-	-	-	-
COVID-19 Fred Hutchinson Cancer Research Center - COVID-19 Prevention Network (CoVPN) Site Preparedness	93.855	0001040873	-	2	-	-	-	-	-	-	-	2	-	-	-	-
Department of Health and Human Services - Hemoglobin induced virulence in Streptococcus pneumoniae	93.855	1R21AI151571-01A1	102,623	160,984	-	-	-	-	-	-	-	160,984	-	-	-	-
Department of Health and Human Services - Modeling the Emergence of MRSA Strains	93.855	R21AI156661	-	160,717	-	-	-	-	-	-	-	160,717	-	-	-	-
National Institutes of Health - U.S. Dept of Health and Human Services	93.855	1F31AI164939-01	-	27,330	-	-	-	-	-	-	-	-	27,330	-	-	-
National Institutes of Health - U.S. Dept of Health and Human Services	93.855	1R01AI140985-01A1	24,703	257,533	-	-	-	-	-	-	-	-	257,533	-	-	-
National Institutes of Health - U.S. Dept of Health and Human Services	93.855	1R03AI169047-01	-	63,766	-	-	-	-	-	-	-	-	63,766	-	-	-
National Institutes of Health - U.S. Dept of Health and Human Services	93.855	1R15AI133430-01	-	(905)	-	-	-	-	-	-	-	-	(905)	-	-	-
University of Texas Medical Branch - U.S. Dept of Health and Human Services	93.855	22-86200-01	-	19,644	-	-	-	-	-	-	-	-	19,644	-	-	-
Total ALN 93.855			274,806	1,819,344	-	-	334,264	490,082	-	-	58,290	569,340	367,368	-	-	-
University of Washington - Subclinical Atrial Fibrillation and Supraventricular Ectopy in the Jackson Heart	93.857	UWSC10860	-	120,927	-	-	-	-	-	-	-	120,927	-	-	-	-
Duke University - Health System Outreach to Eliminate Disparities in Living Kidney Transplants	93.857	A034839	-	71,666	-	-	-	-	-	-	-	71,666	-	-	-	-
Total ALN 93.857			-	192,593	-	-	-	-	-	-	-	192,593	-	-	-	-
Biomedical Research and Research Training	93.859		1,052,990	14,886,331	-	-	454,414	2,562,107	-	-	3,642,576	8,227,234	-	-	-	-
Passed through from:																
MS INBRE: Numerical Study on Fluid	93.859	5P20GM103476-21	-	8,545	-	-	8,545	-	-	-	-	-	-	-	-	-
EnRICH	93.859	3200003706-21-187/PO7800005499	-	16,870	-	-	16,870	-	-	-	-	-	-	-	-	-
Mississippi INBRE - Biomedical Research and Research Training	93.859	8006729-10.04 MSU	-	313	-	-	-	313	-	-	-	-	-	-	-	-
Purdue University - Biomedical Research and Research Training	93.859	11001041-059	-	23	-	-	-	23	-	-	-	-	-	-	-	-
University of Georgia - Biomedical Research and Research Training	93.859	SUB00002816	-	14,212	-	-	-	14,212	-	-	-	-	-	-	-	-
DHHS/XLerateHealth LLC/Biomedical Research and Research Training	93.859	1UT2GM130174-01	-	(81)	-	-	-	-	-	-	(81)	-	-	-	-	-
DHHS/Northern Illinois University/Biomedical Research and Research Training	93.859	G1A62667-4	-	18	-	-	-	-	-	-	18	-	-	-	-	-
National Institutes of Health - U.S. Dept of Health and Human Services	93.859	1R15AI167013-01A1	-	81,994	-	-	-	-	-	-	-	-	81,994	-	-	-
National Institutes of Health - U.S. Dept of Health and Human Services	93.859	1R15GM120716-01	-	469	-	-	-	-	-	-	-	-	469	-	-	-
National Institutes of Health - U.S. Dept of Health and Human Services	93.859	1R15GM128196-01	-	68,293	-	-	-	-	-	-	-	-	68,293	-	-	-
National Institutes of Health - U.S. Dept of Health and Human Services	93.859	1R15GM129751-01	-	41,022	-	-	-	-	-	-	-	-	41,022	-	-	-
National Institutes of Health - U.S. Dept of Health and Human Services	93.859	5P20GM1030476-18	559,089	2,410,623	-	-	-	-	-	-	-	-	2,410,623	-	-	-
The University of Oklahoma - U.S. Dept of Health and Human Services	93.859	2018-09	-	33,150	-	-	-	-	-	-	-	-	33,150	-	-	-
Total ALN 93.859			1,612,079	17,561,782	-	-	479,829	2,576,655	-	-	3,642,513	8,227,234	2,635,551	-	-	-
Child Health and Human Development Extramural Research	93.865		-	858,720	-	-	-	81,486	-	-	90,486	686,748	-	-	-	-
Passed through from:																
University of North Carolina - Innovative Technology Across the Prevention and Care Continuum	93.865	5113872	-	8,946	-	-	-	-	-	-	-	8,946	-	-	-	-
Shirley Ryan Ability Lab - U.S. Dept of Health and Human Services	93.865	82391	-	17,073	-	-	-	-	-	-	-	-	17,073	-	-	-
Total ALN 93.865			-	884,739	-	-	-	81,486	-	-	90,486	695,694	17,073	-	-	-
Aging Research	93.866		79,676	622,741	-	-	-	24,787	-	-	-	597,954	-	-	-	-
Passed through from:																
The Pennsylvania State University (Penn State) - Aging Research	93.866	S002345-DHHS	-	23,642	-	-	-	23,642	-	-	-	-	-	-	-	-
University of Southern California - Aging Research	93.866	121119856	-	6,365	-	-	-	6,365	-	-	-	-	-	-	-	-
University of Texas Health Science Center at San Antonio - Cognitively Healthy Nonagenarians	93.866	164393/164378	-	224,880	-	-	-	-	-	-	-	224,880	-	-	-	-
University of North Carolina at Chapel Hill - Arterial Stiffness and Brain Health in African Americans	93.866	5113935	-	117,116	-	-	-	-	-	-	-	-	117,116	-	-	-
University of North Carolina at Chapel Hill - Immune Cells in Alzheimer's Disease and Related Dementias	93.866	5124098	-	30,733	-	-	-	-	-	-	-	-	30,733	-	-	-
University of Alabama at Birmingham - 24-hour Activity Cycles to Optimize Cognitive Resilience to Alzheimer's Disease	93.866	000527875-SC004	-	191,726	-	-	-	-	-	-	-	-	191,726	-	-	-
The Trustees of Columbia University in the City of New York - Blood Pressure and Alzheimer's disease	93.866	3(GG015834-01)	-	203,259	-	-	-	-	-	-	-	203,259	-	-	-	-
National Institute on Aging - Vascular mechanisms of inhibition of sEH as a novel therapy for AD/ADRD	93.866	RF1AG079336	-	121,232	-	-	-	-	-	-	-	121,232	-	-	-	-
Michigan State University - Poor sense of smell and the health of older adults	93.866	RC114177UMMC	-	11,665	-	-	-	-	-	-	-	11,665	-	-	-	-
Johns Hopkins University - Aging, Cognition, and Hearing Evaluation in Elders (ACHIEVE) Randomized Trial	93.866	2003682942	-	28,417	-	-	-	-	-	-	-	28,417	-	-	-	-
Johns Hopkins University - Hearing Loss, Brain Aging and Speech-in-Noise Performance in the ACHIEVE Study	93.866	2004089076	-	111,096	-	-	-	-	-	-	-	111,096	-	-	-	-
Johns Hopkins University - Long-Term Effects of Hearing Intervention on Brain Health in the (ACHIEVE)	93.866	2005808536	-	378,795	-	-	-	-	-	-	-	378,795	-	-	-	-
Johns Hopkins University - Glucose instability and neurocognitive outcomes in older adults	93.866	2005712770	-	20,636	-	-	-	-	-	-	-	20,636	-	-	-	-
Duke University - 2020V0312 Pragmatic Evaluation of Events and Benefits of Lipid-lowering in Older Adult	93.866	A032814	-	367	-	-	-	-	-	-	-	367	-	-	-	-
Department of Health and Human Services - The role of Pou4f3 in age-related vestibular dysfunction	93.866	R01AG073151	-	668,552	-	-	-	-	-	-	-	668,552	-	-	-	-
Boston University - Pain in Community Based Older African American Adults: The Jackson Heart Study	93.866	4500003695	-	34,369	-	-	-	-	-	-	-	34,369	-	-	-	-
Boston University - Age-related Hypertension and Vascular Cognitive Impairment	93.866	4500004272	-	45,575	-	-	-	-	-	-	-	45,575	-	-	-	-
Board of Trustees of the Leland Stanford Junior University - Cardiovascular and Cerebrovascular Risk Factors for Mobility	93.866	62425112-149180	-	95,504	-	-	-	-	-	-	-	95,504	-	-	-	-
National Institutes of Health - U.S. Dept of Health and Human Services	93.866	1R56AG062292-01	-	(10,786)	-	-	-	-	-	-	-	-	(10,786)	-	-	-
Total ALN 93.866			79,676	2,925,884	-	-	-	54,794	-	-	-	2,881,876	(10,786)	-	-	-
Vision Research	93.867		-	323,161	-	-	-	-	-	-	-	323,161	-	-	-	-
Passed through from:																
SUNY Downstate Medical Center - Molecular Mechanisms of Severe Diabetic Retinopathy	93.867	1R01EY03097001	-	45,288	-	-	-	-	-	-	-	45,288	-	-	-	-
Total ALN 93.867			-	368,449	-	-	-	-	-	-	-	368,449	-	-	-	-
University of Alabama at Birmingham - Single Arm Investigation of Oral Valganciclovir Therapy in Infants	93.879	000509729-007	-	16,788	-	-	-	-	-	-	-	16,788	-	-	-	-
Mississippi State Department of Health (MSDH) - Grants to States for Operation of State Offices of Rural Health	93.913	SG2534	-	14,103	-	-	-	14,103	-	-	-	-	-	-	-	-
HIV Prevention Activities_Health Department Based	93.940		-	34,864	-	-	-	-	-	-	-	34,864	-	-	-	-
Passed through from:																
Teen Health Mississippi - Cooperative Agreements to Support State-Based Safe Motherhood and Infant Health	93.946	LTD 10/7/2020	-	85	-	-	-	85	-	-	-	-	-	-	-	-
Mississippi Department of Mental Health - Block Grants for Prevention and Treatment of Substance Abuse	93.959	CTD 7/7/2020	-	4,894	-	-	-	4,894	-	-	-	-	-	-	-	-
International Research and Research Training	93.989		-	146,286	-	-	-	-	-	-	-	146,286	-	-	-	-
Passed through from:																
Mississippi State Department of Health (MSDH) - Preventive Health and Health Services Block Grant	93.991	SG-2549	-	77,510	-	-	-	77,510	-	-	-	-	-	-	-	-
Total U.S. Department of Health and Human Services			5,961,387	78,163,061	-	-	5,661,433	10,985,192	-	-	12,382,085	45,662,233	3,472,118	-	-	-
Corporation for Community and National Service:																
Volunteers in Service to America	94.013		-	24,805	-	-	-	24,805	-	-	-	-	-	-	-	-
Volunteer Generation Fund	94.021		-	1,614	-	-	-	-	-	-	1,614	-	-	-	-	-
AmeriCorps National Service and Civic Engagement Research Competition	94.026		-	27,911	-	-	-	27,911	-	-	-	-	-	-	-	-
Total Corporation for Community and National Service			-	54,330	-	-	-	52,716	-	-	1,614	-	-	-	-	-
U.S. Department of Homeland Security:																

STATE OF MISSISSIPPI INSTITUTIONS OF HIGHER LEARNING
SCHEDULE OF EXPENDITURES OF FEDERAL AWARDS
YEAR ENDED JUNE 30, 2023

Federal Grantor/Pass-Through Grantor/Program or Cluster Title	Federal ALN number	Pass-through entity identifying number	Passed through to subrecipients	Total Federal Expenditures	Alcorn State University	Delta State University	Jackson State University	Mississippi State University	Mississippi University for Women	Mississippi Valley State University	University of Mississippi	University of Mississippi Medical Center	University of Southern Mississippi	IHL Executive Office	MCVS	University Press
Joint Unmanned Systems Testing in Collaborative Environments (JUSTICE) Next Generation (NEXTGEN)	97.RD		-	1,566,608	-	-	-	1,566,608	-	-	-	-	-	-	-	-
US DHS/Department of Homeland Security	97.RD		-	259,368	-	-	-	-	-	-	259,368	-	-	-	-	-
Passed through from:																
Building Resilience in Underserved	97.RD	70RSAT21G00000013-5126757	-	91,192	-	-	91,192	-	-	-	-	-	-	-	-	-
Developing a Crime Analysis Certifi	97.RD	240E05	-	37,124	-	-	37,124	-	-	-	-	-	-	-	-	-
DHS Summer Research Team Program	97.RD	DHS-SRTMSI-2022	-	5,500	-	-	5,500	-	-	-	-	-	-	-	-	-
North Carolina State University - Building Resilience in Underserved Communities	97.RD	23-0557-02	-	2,529	-	-	-	2,529	-	-	-	-	-	-	-	-
Advanced Technology International - U.S. Department of Homeland Security	97.RD	2021-450-1	2,267,062	3,555,388	-	-	-	-	-	-	-	-	3,555,388	-	-	-
Total ALN 97.RD			2,267,062	5,517,709	-	-	133,816	1,569,137	-	-	259,368	-	3,555,388	-	-	-
State and Local Homeland Security National Training Program	97.005		461,689	791,606	-	-	-	791,606	-	-	-	-	-	-	-	-
Passed through from:																
Virginia Department of Conservation and Recreation - National Dam Safety Program	97.041	350210865A	-	10,000	-	-	-	-	-	-	10,000	-	-	-	-	-
Maryland Environmental Services - National Dam Safety Program	97.041	350210881A	-	10,000	-	-	-	-	-	-	10,000	-	-	-	-	-
Total ALN 97.041			-	20,000	-	-	-	-	-	-	20,000	-	-	-	-	-
DHS S&T Coastal Resilience Center - Centers for Homeland Security	97.061	2015-ST-061-ND0001-01	-	204,962	-	-	204,962	-	-	-	-	-	-	-	-	-
Coastal Resilience Center - Centers for Homeland Security	97.061	5119464	-	43,152	-	-	43,152	-	-	-	-	-	-	-	-	-
Total ALN 97.061			-	248,114	-	-	248,114	-	-	-	-	-	-	-	-	-
Scientific Leadership Awards	97.062		11,766	190,285	-	-	190,285	-	-	-	-	-	-	-	-	-
Total U.S. Department of Homeland Security			2,740,517	6,767,714	-	-	572,215	2,360,743	-	-	279,368	-	3,555,388	-	-	-
U.S. Agency for International Development:																
Innovate4Fish Feed the Future Fish Innovation Lab	98.RD		2,838,295	4,161,790	-	-	-	4,161,790	-	-	-	-	-	-	-	-
Passed through from:																
US Agency for International Development/National Opinion Research Center/US AID	98.RD	098050-17730	-	1,314	-	-	-	-	-	-	1,314	-	-	-	-	-
Total ALN 98.RD			2,838,295	4,163,104	-	-	-	4,161,790	-	-	1,314	-	-	-	-	-
USAID Foreign Assistance for Programs Overseas	98.001		-	300,238	-	-	-	300,238	-	-	-	-	-	-	-	-
Passed through from:																
National Academy of Sciences - USAID Foreign Assistance for Programs Overseas	98.001	MSU 10/IT3.2/KSP/2018-MSU-01	-	30,442	-	-	-	30,442	-	-	-	-	-	-	-	-
University of Illinois at Urbana-Champaign - USAID Foreign Assistance for Programs Overseas	98.001	072112-14648	-	39,072	-	-	-	39,072	-	-	-	-	-	-	-	-
University of Illinois at Urbana-Champaign - USAID Foreign Assistance for Programs Overseas	98.001	2000012482	-	5,945	-	-	-	5,945	-	-	-	-	-	-	-	-
University of Illinois at Urbana-Champaign - USAID Foreign Assistance for Programs Overseas	98.001	2000009140	-	139,972	-	-	-	139,972	-	-	-	-	-	-	-	-
Total ALN 98.001			-	515,669	-	-	-	515,669	-	-	-	-	-	-	-	-
Total U.S. Agency for International Development			2,838,295	4,678,773	-	-	-	4,677,459	-	-	1,314	-	-	-	-	-
Total Research and Development Cluster			\$ 53,650,879	288,300,227	4,251,243	48,633	13,910,865	143,575,274	-	701,203	32,976,414	47,816,085	45,020,510	-	-	-
Other Federal Programs:																
U.S. Department of Agriculture:																
Achieving Rural Connectivity (ARC) for Mississippi	10.U01		-	(5,955)	-	-	-	(5,955)	-	-	-	-	-	-	-	-
Capacity Building, Workshop Development, and Impact Evaluation Support for Local Prosperity Councils	10.U02		-	46,349	-	-	-	46,349	-	-	-	-	-	-	-	-
DREC Renovations	10.U03		-	271,019	-	-	-	271,019	-	-	-	-	-	-	-	-
Passed through from:																
Mississippi Department of Agriculture and Commerce - 2020 MS Cooperative Agricultural Pest Survey	10.U04	MOU SIGNED 5/20/2020	-	2	-	-	-	2	-	-	-	-	-	-	-	-
Benton County Board of Supervisors - Public Law 110-343 Title III County Projects for Benton County	10.U05	09090944	-	1,664	-	-	-	1,664	-	-	-	-	-	-	-	-
Greene County Board of Supervisors - Public Law 110-343 Title III County Projects for Greene County	10.U06	09090945	-	1,664	-	-	-	1,664	-	-	-	-	-	-	-	-
Amite County Board of Supervisors - Public Law 113-40 Projects for Amite County	10.U07	MOA RECEIVED 9/24/14	-	2,489	-	-	-	2,489	-	-	-	-	-	-	-	-
Benton County Board of Supervisors - Public Law 113-40 Projects for Benton County	10.U08	MOA RECEIVED 8/27/14	-	15,496	-	-	-	15,496	-	-	-	-	-	-	-	-
Chickasaw County Board of Supervisors - Public Law 113-40 Projects for Chickasaw County	10.U09	MOA RECEIVED 8/21/14	-	11,803	-	-	-	11,803	-	-	-	-	-	-	-	-
Forrest County Board of Supervisors - Public Law 113-40 Projects for Forrest County	10.U10	MOA RECEIVED 9/16/14	-	12,058	-	-	-	12,058	-	-	-	-	-	-	-	-
Greene County Board of Supervisors - Public Law 113-40 Projects for Greene County	10.U11	MOA RECEIVED 9/5/14	-	6,815	-	-	-	6,815	-	-	-	-	-	-	-	-
Harrison County Board of Supervisors - Public Law 113-40 Projects for Harrison County	10.U12	MOA RECEIVED 9/20/16	-	10,989	-	-	-	10,989	-	-	-	-	-	-	-	-
Scott County Board of Supervisors - Public Law 113-40 Projects for Scott County	10.U13	MOA RECEIVED 9/19/14	-	20,444	-	-	-	20,444	-	-	-	-	-	-	-	-
Wayne County Board of Supervisors - Public Law 113-40 Projects for Wayne County	10.U14	MOA RECEIVED 10/14/14	-	2,319	-	-	-	2,319	-	-	-	-	-	-	-	-
Wilkinson County Mississippi - Public Law 113-40 Projects for Wilkinson County	10.U15	MOA RECEIVED 9/24/14	-	11,462	-	-	-	11,462	-	-	-	-	-	-	-	-
Stone County Board of Supervisors - Title III Projects for Stone County	10.U16	STONE 9/19/16	-	33,677	-	-	-	33,677	-	-	-	-	-	-	-	-
Winston County Mississippi - Title III Projects for Winston County	10.U17	CTD 10.25.2018	-	16,904	-	-	-	16,904	-	-	-	-	-	-	-	-
Total ALN 10.000			-	459,199	-	-	-	459,199	-	-	-	-	-	-	-	-
Agricultural Research Basic and Applied Research	10.001		-	1,395,655	-	-	-	1,395,655	-	-	-	-	-	-	-	-
Plant and Animal Disease, Pest Control, and Animal Care	10.025		-	146,800	15,379	-	-	131,421	-	-	-	-	-	-	-	-
Passed through from:																
Mississippi Department of Agriculture and Commerce - Plant and Animal Disease, Pest Control, and Animal Care	10.025	SIGNED 6/3/2022	-	933	-	-	-	933	-	-	-	-	-	-	-	-
Mississippi Department of Agriculture and Commerce - Plant and Animal Disease, Pest Control, and Animal Care	10.025	SIGNED 8/2/2022	-	2,000	-	-	-	2,000	-	-	-	-	-	-	-	-
Mississippi Department of Agriculture and Commerce - Plant and Animal Disease, Pest Control, and Animal Care	10.025	SIGNED 6/8/2022	-	1,679	-	-	-	1,679	-	-	-	-	-	-	-	-
Mississippi Department of Agriculture and Commerce - Plant and Animal Disease, Pest Control, and Animal Care	10.025	SIGNED 11/11/2021	-	9,536	-	-	-	9,536	-	-	-	-	-	-	-	-
Mississippi Department of Agriculture and Commerce - Plant and Animal Disease, Pest Control, and Animal Care	10.025	MOU DTD 9/13/19	-	30	-	-	-	30	-	-	-	-	-	-	-	-
Mississippi Department of Agriculture and Commerce - Plant and Animal Disease, Pest Control, and Animal Care	10.025	DTD 4/13/20	-	3,127	-	-	-	3,127	-	-	-	-	-	-	-	-
Total ALN 10.025			-	164,105	15,379	-	-	148,726	-	-	-	-	-	-	-	-
Wildlife Services	10.028		-	(11,814)	-	-	-	(11,814)	-	-	-	-	-	-	-	-
Outreach Education and Technical Assistance	10.147		-	244,039	244,039	-	-	-	-	-	-	-	-	-	-	-
Passed through from:																
Mississippi Department of Agriculture and Commerce (MDAC) - Specialty Crop Block Grant Program - Farm Bill	10.170	SIGNED 10/4/2022	-	30,354	-	-	-	30,354	-	-	-	-	-	-	-	-
The Pennsylvania State University (Penn State) - Specialty Crop Block Grant Program - Farm Bill	10.170	6060-MSU-PDA-7029	-	394	-	-	-	394	-	-	-	-	-	-	-	-
Mississippi Department of Agriculture and Commerce (MDAC) - Specialty Crop Block Grant Program - Farm Bill	10.170	MOU DTD 10/21/2021	-	932	-	-	-	932	-	-	-	-	-	-	-	-
Total ALN 10.170			-	31,680	-	-	-	31,680	-	-	-	-	-	-	-	-
Farmers Market and Local Food Promotion Program	10.175		33,327	82,291	-	-	-	82,291	-	-	-	-	-	-	-	-
Passed through from:																
USDA Agricultural Marketing Service (USDA) (AMS) - Farmers Market and Local Food Promotion Program	10.175	AM190100XXXXG094	-	2,425	-	-	-	2,425	-	-	-	-	-	-	-	-
Total ALN 10.175			33,327	84,716	-	-	-	84,716	-	-	-	-	-	-	-	-
Meat and Poultry Interstate Shipment and Inspection Readiness Program (ISIRP)	10.180		-	20,778	-	-	-	20,778	-	-	-	-	-	-	-	-
Grants for Agricultural Research, Special Research Grants	10.200		-	34,982	-	-	-	34,982	-	-	-	-	-	-	-	-
Passed through from:																
University of Florida - Grants for Agricultural Research, Special Research Grants		2200909773	-	1,208	-	-	-	1,208	-	-	-	-	-	-	-	-
University of Florida - Grants for Agricultural Research, Special Research Grants		2100821639	-	292	-	-	-	292	-	-	-	-	-	-	-	-
Total ALN 10.200			-	36,482	-	-	-	36,482	-	-	-	-	-	-	-	-
Passed through from:																
University of Georgia - Sustainable Agriculture Research and Education	10.215	SUB00002013	-	355	355	-	-	-	-	-	-	-	-	-	-	-
University of Georgia - Sustainable Agriculture Research and Education	10.215	SUB00002535	-	1,528	1,528	-	-	-	-	-	-	-	-	-	-	-
University of Georgia - Sustainable Agriculture Research and Education	10.215	SUB00002665	-	11,103	11,103	-	-	-	-	-	-	-	-	-	-	-
University of Georgia - Sustainable Agriculture Research and Education	10.215	SUB00002684	-	38,844	-	-	-	38,844	-	-	-	-	-	-	-	-
University of Georgia - Sustainable Agriculture Research and Education	10.215	SUB00002900	-	11,698	-	-	-	11,698	-	-	-	-	-	-	-	-
University of Georgia - Sustainable Agriculture Research and Education	10.215	SUB00002774	-	24,891	-	-	-	24,891	-	-	-	-	-	-	-	-
University of Georgia - Sustainable Agriculture Research and Education	10.215	SUB00002717	-	3,798	-	-	-	3,798	-	-	-	-	-	-	-	-
University of Georgia - Sustainable Agriculture Research and Education	10.215	SUB00002398	-	1,717	-	-	-	1,717	-	-	-	-	-	-	-	-
National Center for Appropriate Technology (NCAT) - Sustainable Agriculture Research and Education	10.215	SIGNED 1/27/2022	-	14,196	-	-	-	14,196	-	-	-	-	-	-	-	-
Total ALN 10.215			-	108,130	12,986	-	-	95,144	-	-	-	-	-	-	-	-
Alabama A&M University - 1890 Institution Capacity Building Grants	10.216	2022-2-53734	-	3,690	3,690	-	-	-	-	-	-	-	-	-	-	-

STATE OF MISSISSIPPI INSTITUTIONS OF HIGHER LEARNING
SCHEDULE OF EXPENDITURES OF FEDERAL AWARDS
YEAR ENDED JUNE 30, 2023

Federal Grantor/Pass-Through Grantor/Program or Cluster Title	Federal ALN number	Pass-through entity identifying number	Passed through to subrecipients	Total Federal Expenditures	Alcorn State University	Delta State University	Jackson State University	Mississippi State University	Mississippi University for Women	Mississippi Valley State University	University of Mississippi	University of Mississippi Medical Center	University of Southern Mississippi	IHL Executive Office	MCVS	University Press
California Polytechnic State University (Cal Poly) - Higher Education - Institution Challenge Grants Program	10.217	EXCITE-ACT1-1890FN-ALCORN-01	-	24,852	-	-	-	24,852	-	-	-	-	-	-	-	-
Passed through from:																
1890 University Foundation - Extension Collaborative on Immunization Teaching & Engagement	10.229	EXCITE-ACT1-1890FN-ALCORN-01	-	5,464	5,464	-	-	-	-	-	-	-	-	-	-	-
eXtension Foundation - Extension Collaborative on Immunization Teaching & Engagement	10.229	EXC2-2021-2106	29,430	98,042	-	-	-	98,042	-	-	-	-	-	-	-	-
eXtension Foundation - Extension Collaborative on Immunization Teaching & Engagement	10.229	EXC3-2022-2243	-	10,000	-	-	-	10,000	-	-	-	-	-	-	-	-
eXtension Foundation - Extension Collaborative on Immunization Teaching & Engagement	10.229	EXC1-2021-2050	-	6,127	-	-	-	6,127	-	-	-	-	-	-	-	-
Total ALN 10.229			29,430	119,633	5,464	-	-	114,169	-	-	-	-	-	-	-	-
Purdue University - Homeland Security Agricultural	10.304	F0008724402033	-	26,887	-	-	-	26,887	-	-	-	-	-	-	-	-
University of Florida - Homeland Security Agricultural	10.304	UFDSP00011541	-	19	-	-	-	19	-	-	-	-	-	-	-	-
University of Florida - Homeland Security Agricultural	10.304	SUB00003512	-	38,215	-	-	-	38,215	-	-	-	-	-	-	-	-
University of Florida - Homeland Security Agricultural	10.304	SUB00002899	-	13,360	-	-	-	13,360	-	-	-	-	-	-	-	-
Total ALN 10.304			-	78,481	-	-	-	78,481	-	-	-	-	-	-	-	-
Specialty Crop Research Initiative	10.309		-	25,185	-	-	-	25,185	-	-	-	-	-	-	-	-
Passed through from:																
Texas A&M University (TAMU) - Specialty Crop Research Initiative		M1900016	-	4,150	-	-	-	4,150	-	-	-	-	-	-	-	-
Total ALN 10.309			-	29,335	-	-	-	29,335	-	-	-	-	-	-	-	-
Agriculture and Food Research Initiative (AFRI)	10.310		174,847	430,856	-	-	-	430,856	-	-	-	-	-	-	-	-
Passed through from:																
The Pennsylvania State University (Penn State) - Agriculture and Food Research Initiative	10.310	S002488-USDA	-	8,583	-	-	-	8,583	-	-	-	-	-	-	-	-
University of Georgia - Agriculture and Food Research Initiative	10.310	SUB00002010	-	11,868	-	-	-	11,868	-	-	-	-	-	-	-	-
University of Tennessee - Knoxville - Agriculture and Food Research Initiative	10.310	9500070677	-	16,496	-	-	-	16,496	-	-	-	-	-	-	-	-
University of Arkansas - Agriculture and Food Research Initiative	10.310	91471-02	-	38,793	-	-	-	38,793	-	-	-	-	-	-	-	-
Total ALN 10.310			174,847	506,596	-	-	-	506,596	-	-	-	-	-	-	-	-
Beginning Farmer and Rancher Development Program	10.311		-	169,050	169,050	-	-	-	-	-	-	-	-	-	-	-
Women and Minorities in Science, Technology, Engineering, and Mathematics Fields	10.318		-	26,152	-	-	-	26,152	-	-	-	-	-	-	-	-
Passed through from:																
University of Florida - National Food Safety Training, Education, Extension, Outreach	10.328	UFDSP00012365	-	512	512	-	-	-	-	-	-	-	-	-	-	-
Alabama A&M University - National Food Safety Training, Education, Extension, Outreach	10.328	AAMU-2021-009	-	17,484	17,484	-	-	-	-	-	-	-	-	-	-	-
Total ALN 10.328			-	17,996	17,996	-	-	-	-	-	-	-	-	-	-	-
Crop Protection and Pest Management Competitive Grants Program	10.329		-	104,646	-	-	-	104,646	-	-	-	-	-	-	-	-
Passed through from:																
North Carolina State University - Crop Protection and Pest Management Competitive Grants Program	10.329	2022-2759-05	-	1,217	-	-	-	1,217	-	-	-	-	-	-	-	-
North Carolina State University - Crop Protection and Pest Management Competitive Grants Program	10.329	2018-3200-37	-	37,967	-	-	-	37,967	-	-	-	-	-	-	-	-
Southern IPM Center - Crop Protection and Pest Management Competitive Grants Program	10.329	2018-3200-10	-	3,905	-	-	-	3,905	-	-	-	-	-	-	-	-
Total ALN 10.329			-	147,735	-	-	-	147,735	-	-	-	-	-	-	-	-
Outreach and Assistance for Socially Disadvantaged and Veteran Farmers and Ranchers	10.443		-	97,321	97,321	-	-	-	-	-	-	-	-	-	-	-
Risk Management Education Partnerships	10.460		-	1,918	1,918	-	-	-	-	-	-	-	-	-	-	-
Socially Disadvantaged Farmers and Ranchers Policy Research Center	10.464		572,111	2,297,532	2,297,532	-	-	-	-	-	-	-	-	-	-	-
Cooperative Extension Service	10.500		7,000	391,075	133,153	-	-	257,922	-	-	-	-	-	-	-	-
Passed through from:																
eXtension Foundation - Cooperative Extension Service	10.500	NTAE-2021-2139	53,247	95,073	-	-	-	95,073	-	-	-	-	-	-	-	-
eXtension Foundation - Cooperative Extension Service	10.500	NTAE-2022-2232	-	9,978	-	-	-	9,978	-	-	-	-	-	-	-	-
eXtension Foundation - Cooperative Extension Service	10.500	NTAE-2021-2141	-	9,816	-	-	-	9,816	-	-	-	-	-	-	-	-
eXtension Foundation - Cooperative Extension Service	10.500	NTAE-2021-2138	30,740	85,011	-	-	-	85,011	-	-	-	-	-	-	-	-
University of Missouri - Cooperative Extension Service	10.500	C00067296-8	-	16,853	-	-	-	16,853	-	-	-	-	-	-	-	-
University of Arkansas - Cooperative Extension Service	10.500	14567	2,537	14,192	-	-	-	14,192	-	-	-	-	-	-	-	-
Total ALN 10.500			93,524	621,998	133,153	-	-	488,845	-	-	-	-	-	-	-	-
Smith-Lever Funding (Various Programs)	10.511		-	7,485,743	-	-	-	7,485,743	-	-	-	-	-	-	-	-
Agriculture Extension at 1890 Land-grant Institutions	10.512		-	2,283,072	2,283,072	-	-	-	-	-	-	-	-	-	-	-
Expanded Food and Nutrition Education Program	10.514		-	1,476,722	93,854	-	-	1,382,868	-	-	-	-	-	-	-	-
Renewable Resources Extension Act and National Focus Fund Projects	10.515		-	83,433	14,970	-	-	68,463	-	-	-	-	-	-	-	-
Rural Health and Safety Education Competitive Grants Program	10.516		-	46,204	-	-	-	46,204	-	-	-	-	-	-	-	-
Passed through from:																
North Carolina Technical and Agricultural State University - Centers of Excellence at 1890 Institutions	10.523	281239B	-	13,642	13,642	-	-	-	-	-	-	-	-	-	-	-
University of Maryland Eastern Shore - Centers of Excellence at 1890 Institutions	10.523	UMES/CEGFSD/ASU0001-5208370	-	5,958	5,958	-	-	-	-	-	-	-	-	-	-	-
Total ALN 10.523			-	19,600	19,600	-	-	-	-	-	-	-	-	-	-	-
Scholarships for Students at 1890 Institutions	10.524		-	965,000	965,000	-	-	-	-	-	-	-	-	-	-	-
Passed through from:																
Mississippi Department of Agriculture and Commerce - Farm and Ranch Stress Assistance Network Competitive	10.525	CTD 9/27/21	-	153,031	-	-	-	153,031	-	-	-	-	-	-	-	-
University of Tennessee - Knoxville - Farm and Ranch Stress Assistance Network Competitive Grants Program	10.525	A21-0450-S007	-	5,082	-	-	-	5,082	-	-	-	-	-	-	-	-
Total ALN 10.525			-	158,113	-	-	-	158,113	-	-	-	-	-	-	-	-
New Beginnings for Tribal Students	10.527		14,486	37,642	-	-	-	37,642	-	-	-	-	-	-	-	-
Passed through from:																
Mississippi State Department of Health - Special Supplemental Nutrition Program for Women, Infants, and Children	10.557	SG-461-R7	-	244,486	-	-	-	-	-	-	244,486	-	-	-	-	-
Mississippi Department of Education (MDE) - Child and Adult Care Food Program	10.558	00916	-	86,192	-	-	-	86,192	-	-	-	-	-	-	-	-
USDA/Alabama State Department of Education/Child and Adult Care Food Program	10.558	U2O0569	-	57,613	-	-	-	-	-	57,613	-	-	-	-	-	-
Mississippi Department of Education - U.S. Department of Education	10.558	8006986	-	26,054	-	-	-	-	-	-	-	-	26,054	-	-	-
Mississippi Department of Education - U.S. Department of Education	10.558	8007155	-	26,704	-	-	-	-	-	-	-	-	26,704	-	-	-
Total ALN 10.558			-	196,563	-	-	-	86,192	-	-	57,613	-	52,758	-	-	-
SNAP Cluster:																
Passed through from:																
Mississippi Department of Human Services - State Administrative Matching Grants, Supplemental Nutrition Assistance Program	10.561	6026155/6026156	-	2,583,205	-	-	-	2,583,205	-	-	-	-	-	-	-	-
Mississippi Department of Human Services - State Administrative Matching Grants, Supplemental Nutrition Assistance Program	10.561	6023620 / 6023621	-	1,133,995	-	-	-	1,133,995	-	-	-	-	-	-	-	-
Total ALN 10.561 / SNAP Cluster			-	3,717,200	-	-	-	3,717,200	-	-	-	-	-	-	-	-
USDA/Alabama State Department of Education/Team Nutrition Grants	10.574	U230428	-	74,215	-	-	-	-	-	74,215	-	-	-	-	-	-
FNS Food Safety Grants	10.585		-	378,469	-	-	-	-	-	378,469	-	-	-	-	-	-
National Food Service Management Institute Administration and Staffing Grant	10.587		-	8,577,077	-	-	-	-	-	8,577,077	-	-	-	-	-	-
Cooperative Forestry Assistance	10.664		14,481	101,972	-	-	-	101,972	-	-	-	-	-	-	-	-
Wood Utilization Assistance	10.674		1,476	110,066	-	-	-	110,066	-	-	-	-	-	-	-	-
Passed through from:																
USDA/Mississippi Forestry Commission/Urban and Community Forestry Program	10.675	20-DG-11083128-001	-	12,375	-	-	-	-	-	-	12,375	-	-	-	-	-
Norman E. Borlaug International Agricultural Science and Technology Fellowship	10.777		-	27,141	-	-	-	27,141	-	-	-	-	-	-	-	-
Distance Learning and Telemedicine Loans and Grants	10.855		-	29,900	-	-	-	-	-	29,900	-	-	-	-	-	-
Delta Health Care Services Grant Program	10.874		165,365	272,700	-	-	-	272,700	-	-	-	-	-	-	-	-
Soil and Water Conservation	10.902		-	82,409	-	-	-	82,409	-	-	-	-	-	-	-	-
Environmental Quality Incentives Program	10.912		-	376,757	-	-	-	376,757	-	-	-	-	-	-	-	-
Passed through from:																
Oklahoma State University - Environmental Quality Incentives Program	10.912	3-580990.MSU1	-	85,644	-	-	-	85,644	-	-	-	-	-	-	-	-
Total ALN 10.912			-	462,401	-	-	-	462,401	-	-	-	-	-	-	-	-
Conservation Stewardship Program	10.924		-	204,220	41,215	-	-	163,005	-	-	-	-	-	-	-	-
Scientific Cooperation and Research	10.961		25,284	29,948	-	-	-	29,948	-	-	-	-	-	-	-	-
Total U.S. Department of Agriculture			1,124,331	33,751,930	6,416,239	-	-	17,908,798	-	-	9,129,649	244,486	52,758	-	-	-
U.S. Department of Commerce:																
NIST DOC IPA for Marojevic 7/20/21	11.U18		-	18,500	-	-	-	18,500	-	-	-	-	-	-	-	-

STATE OF MISSISSIPPI INSTITUTIONS OF HIGHER LEARNING
SCHEDULE OF EXPENDITURES OF FEDERAL AWARDS
YEAR ENDED JUNE 30, 2023

Federal Grantor/Pass-Through Grantor/Program or Cluster Title	Federal ALN number	Pass-through entity identifying number	Passed through to subrecipients	Total Federal Expenditures	Alcorn State University	Delta State University	Jackson State University	Mississippi State University	Mississippi University for Women	Mississippi Valley State University	University of Mississippi	University of Mississippi Medical Center	University of Southern Mississippi	IHL Executive Office	MCVS	University Press
Passed through from:																
Synoptic Data Corporation - Delta Agriculture Weather	11.U19	S2020-137	-	42,742	-	-	-	42,742	-	-	-	-	-	-	-	-
Total ALN 11.000			-	61,242	-	-	-	61,242	-	-	-	-	-	-	-	-
NOAA Mission-Related Education Awards	11.008		76,264	137,469	-	-	-	137,469	-	-	-	-	-	-	-	-
Economic Development Technical Assistance	11.303		-	101,228	-	-	-	101,228	-	-	-	-	-	-	-	-
Economic Development Cluster:																
Economic Adjustment Assistance	11.307		-	3,658	-	-	-	3,658	-	-	-	-	-	-	-	-
Passed through from:																
Mississippi Development Authority - U.S. Department of Commerce	11.307	ED22ATL3070006	101,071	453,077	-	-	-	-	-	-	-	-	453,077	-	-	-
Total ALN 11.307 / Economic Development Cluster			101,071	456,735	-	-	-	3,658	-	-	-	-	453,077	-	-	-
University of Florida - Sea Grant Support	11.417	SUB00002705	-	23,364	-	-	-	23,364	-	-	-	-	-	-	-	-
University of South Alabama - Sea Grant Support	11.417	A21-0220-S004	53,585	168,925	-	-	-	168,925	-	-	-	-	-	-	-	-
National Oceanic and Atmospheric Admin - U.S. Department of Commerce	11.417	NA21OAR4170382	182,319	182,319	-	-	-	-	-	-	-	-	182,319	-	-	-
National Oceanic and Atmospheric Admin - U.S. Department of Commerce	11.417	NA21OAR4170399	-	127,478	-	-	-	-	-	-	-	-	127,478	-	-	-
National Oceanic and Atmospheric Admin - U.S. Department of Commerce	11.417	NA22OAR4170090	-	1,951	-	-	-	-	-	-	-	-	1,951	-	-	-
National Oceanic and Atmospheric Admin - U.S. Department of Commerce	11.417	NA23OAR4170062	-	34,847	-	-	-	-	-	-	-	-	34,847	-	-	-
National Oceanic and Atmospheric Admin - U.S. Department of Commerce	11.417	NA23OAR4170089	-	36,532	-	-	-	-	-	-	-	-	36,532	-	-	-
National Oceanic and Atmospheric Admin - U.S. Department of Commerce	11.417	NA23OAR4170093	-	5,542	-	-	-	-	-	-	-	-	5,542	-	-	-
Total ALN 11.417			235,904	580,958	-	-	-	192,289	-	-	-	-	388,669	-	-	-
Coastal Zone Management Estuarine Research Reserves	11.420		-	77,682	-	-	-	77,682	-	-	-	-	-	-	-	-
Passed through from:																
Mississippi Department of Marine Resources - Coastal Zone Management Estuarine Research Reserves	11.420	8200066676	-	51,443	-	-	-	51,443	-	-	-	-	-	-	-	-
Mississippi Department of Marine Resources - Coastal Zone Management Estuarine Research Reserves	11.420	8200059243	-	10,765	-	-	-	10,765	-	-	-	-	-	-	-	-
Total ALN 11.420			-	139,890	-	-	-	139,890	-	-	-	-	-	-	-	-
National Oceanic and Atmospheric Administration (NOAA) Cooperative Institutes	11.432		-	21,358	-	-	-	21,358	-	-	-	-	-	-	-	-
Passed through from:																
The University of Alabama - National Oceanic and Atmospheric Administration Cooperative Institutes	11.432	A22-0302-S001	-	42,273	-	-	-	42,273	-	-	-	-	-	-	-	-
Total ALN 11.432			-	63,631	-	-	-	63,631	-	-	-	-	-	-	-	-
Gulf Coast Ecosystem Restoration Science, Observation, Monitoring, and Technology	11.451		32,507	78,403	-	-	-	78,403	-	-	-	-	-	-	-	-
Passed through from:																
Florida Atlantic University (FAU) - Unallied Management Projects	11.454	MR-K222	-	1,983	-	-	-	1,983	-	-	-	-	-	-	-	-
Weather and Air Quality Research	11.459		-	1,799,738	-	-	-	1,799,738	-	-	-	-	-	-	-	-
Passed through from:																
Gulf States Marine Fisheries Commission (USFWS) (DOI) - Habitat Conservation	11.463	CS-940-055-2020-MSU	15,239	78,294	-	-	-	78,294	-	-	-	-	-	-	-	-
Florida Atlantic University (FAU) - Unallied Science Program	11.472	MR-K250	-	28,185	-	-	-	28,185	-	-	-	-	-	-	-	-
Office for Coastal Management	11.473		3,882,658	4,949,380	-	-	-	4,949,380	-	-	-	-	-	-	-	-
Passed through from:																
Texas A&M University - Center for Sponsored Coastal Ocean Research Coastal Ocean Program	11.478	M2201856	-	1,518	-	-	-	1,518	-	-	-	-	-	-	-	-
Consolidated Safety Services, Inc. - Center for Sponsored Coastal Ocean Research Coastal Ocean Program	11.478	GSA-200-03 /TASK 2/MSU/2020	-	12,346	-	-	-	12,346	-	-	-	-	-	-	-	-
Total ALN 11.478			-	13,864	-	-	-	13,864	-	-	-	-	-	-	-	-
Howard University - Educational Partnership Program	11.481	NA22SEC4810015/11.481	-	95,629	-	-	95,629	-	-	-	-	-	-	-	-	-
Mississippi Manufacturers Association - Manufacturing Extension Partnership	11.611	MEP 2024-3	-	8,955	-	-	-	-	-	-	-	-	8,955	-	-	-
National Institute of Standards & Technology - Congressionally Identified Projects	11.617	60NANB22D157	-	396,720	-	-	-	-	-	-	-	-	396,720	-	-	-
Marine Debris Program	11.999		-	111,392	-	-	-	111,392	-	-	-	-	-	-	-	-
Passed through from:																
Mississippi Commercial Fisheries United, Inc. (MSCFU) - Marine Debris Program	11.999	02022001	-	870	-	-	-	870	-	-	-	-	-	-	-	-
Total ALN 11.999			-	112,262	-	-	-	112,262	-	-	-	-	-	-	-	-
Total U.S. Department of Commerce			4,343,643	9,104,566	-	-	95,629	7,761,516	-	-	-	-	1,247,421	-	-	-
U.S. Department of Defense:																
Air Force JROTC	12.U20		-	344,804	-	344,804	-	-	-	-	-	-	-	-	-	-
leaderSTATE STEM	12.U21		-	26,792	-	-	-	26,792	-	-	-	-	-	-	-	-
US DOD/Department of Defense	12.U22		-	1,130,478	-	-	-	-	-	1,130,478	-	-	-	-	-	-
Passed through from:																
Rutgers University - A bioactive wave attenuating mosaic habitat structure for coastal defense	12.U23	SUB00002322	-	486,403	-	-	-	486,403	-	-	-	-	-	-	-	-
US DOD/Booz Allen Hamilton/Department of Defense	12.U24	96771NBS41	-	5,752	-	-	-	-	-	5,752	-	-	-	-	-	-
National Security Agency - U.S. Department of Defense	12.U25	H98230-22-1-0145	-	102,336	-	-	-	-	-	-	-	-	102,336	-	-	-
Total ALN 12.000			-	2,096,565	-	344,804	-	513,195	-	-	1,136,230	-	102,336	-	-	-
US Army Center of Military History - U.S. Department of Defense	12.114	W56HZV22CL022	-	84,050	-	-	-	-	-	-	-	-	84,050	-	-	-
Institute of International Education - ROTC Language and Culture Training Grants	12.357	PGO1801UMS27PGO051PO	-	260,079	-	-	-	-	-	-	260,079	-	-	-	-	-
Institute of International Education - ROTC Language and Culture Training Grants	12.357	PGO1801-UMS-27	-	407,975	-	-	-	-	-	-	407,975	-	-	-	-	-
Total ALN 12.357			-	668,054	-	-	-	-	-	-	668,054	-	-	-	-	-
Institute of International Education - The Language Flagship Grants to Institutions of Higher Education	12.550	BOR21-UMS-15-AM-PO3	-	63	-	-	-	-	-	-	63	-	-	-	-	-
Institute of International Education - The Language Flagship Grants to Institutions of Higher Education	12.550	0054UMS15SSC280PO12	-	243,503	-	-	-	-	-	-	243,503	-	-	-	-	-
Institute of International Education - The Language Flagship Grants to Institutions of Higher Education	12.550	0054UMS15SSA280PO13	-	162,033	-	-	-	-	-	-	162,033	-	-	-	-	-
Institute of International Education - The Language Flagship Grants to Institutions of Higher Education	12.550	H98210-21-C-0002	-	322,308	-	-	-	-	-	-	322,308	-	-	-	-	-
Institute of International Education - The Language Flagship Grants to Institutions of Higher Education	12.550	BOR21-UMS-15-ARA-PO1	-	314,074	-	-	-	-	-	-	314,074	-	-	-	-	-
Institute of International Education - The Language Flagship Grants to Institutions of Higher Education	12.550	350110670A	-	90,780	-	-	-	-	-	-	90,780	-	-	-	-	-
Institute of International Education - The Language Flagship Grants to Institutions of Higher Education	12.550	350110671A	-	62,000	-	-	-	-	-	-	62,000	-	-	-	-	-
Total ALN 12.550			-	1,194,761	-	-	-	-	-	-	1,194,761	-	-	-	-	-
Mississippi Department of Employment Security (MDES) - Community Investment	12.600	22-S90-014-8852-1	-	43,900	-	-	-	43,900	-	-	-	-	-	-	-	-
Office of Local Defense Community Cooper - U.S. Department of Defense	12.614	HQ00051810051	-	(51)	-	-	-	-	-	-	-	-	(51)	-	-	-
US DOD/Economic Adjustment Assistance for State Governments	12.617		-	132,144	-	-	-	-	-	132,144	-	-	-	-	-	-
Passed through from:																
Office of Local Defense Community Cooper - U.S. Department of Defense	12.617	DD672-22-06	106,959	320,773	-	-	-	-	-	-	-	-	320,773	-	-	-
Total ALN 12.617			106,959	452,917	-	-	-	-	-	-	132,144	-	320,773	-	-	-
University of South Alabama - Basic, Applied, and Advanced Research in Science and Engineering	12.630	A20-0018-S001	-	6,722	-	-	-	6,722	-	-	-	-	-	-	-	-
National Science Teaching Association - U.S. Department of Defense	12.630	23-871-014	-	12,203	-	-	-	-	-	-	-	-	12,203	-	-	-
National Science Teaching Association - U.S. Department of Defense	12.630	23-871-030	-	195	-	-	-	-	-	-	-	-	195	-	-	-
Total ALN 12.630			-	19,120	-	-	-	6,722	-	-	-	-	12,398	-	-	-
US DOD/Language Grant Program	12.900		-	40,929	-	-	-	-	-	40,929	-	-	-	-	-	-
Information Security Grants	12.902		16,022	122,894	-	-	-	122,894	-	-	-	-	-	-	-	-
NCAE-C Cyber Curriculum and Research 2020 Program	12.905		-	56,593	-	-	-	-	-	56,593	-	-	-	-	-	-
Total U.S. Department of Defense			122,981	4,779,732	-	344,804	-	686,711	-	56,593	3,172,118	-	519,506	-	-	-
U.S. Department of Housing and Urban Development:																
Passed through from:																
Mississippi Home Corporation - U.S. Dept of Housing & Urban Development	14.231	2021-ESGCV-USM-21	-	349,983	-	-	-	-	-	-	-	-	349,983	-	-	-
Economic Development Initiative, Community Project Funding, and Miscellaneous grants	14.251		-	3,409	-	-	-	3,409	-	-	-	-	-	-	-	-
Continuum of Care Program	14.267		-	298,407	-	-	-	-	-	-	-	-	298,407	-	-	-
Total U.S. Department of Housing and Urban Development			-	651,799	-	-	-	3,409	-	-	-	-	648,390	-	-	-
U.S. Department of the Interior:																
NGA - GLAP	15.U26		-	10,000	-	10,000	-	-	-	-	-	-	-	-	-	-
Analyses of Soil, Sediment, Animal or Plant Tissue, and Water for Trace Amounts of Organic Contaminants	15.U27		-	20,967	-	-	-	20,967	-	-	-	-	-	-	-	-
Passed through from:																
North Carolina State University - Facilitating accurate and effective application of marsh modeling outputs	15.U28	2019-2863-01	-	5,020	-	-	-	5,020	-	-	-	-	-	-	-	-

STATE OF MISSISSIPPI INSTITUTIONS OF HIGHER LEARNING
SCHEDULE OF EXPENDITURES OF FEDERAL AWARDS
YEAR ENDED JUNE 30, 2023

Federal Grantor/Pass-Through Grantor/Program or Cluster Title	Federal ALN number	Pass-through entity identifying number	Passed through to subrecipients	Total Federal Expenditures	Alcorn State University	Delta State University	Jackson State University	Mississippi State University	Mississippi University for Women	Mississippi Valley State University	University of Mississippi	University of Mississippi Medical Center	University of Southern Mississippi	IHL Executive Office	MCVS	University Press
Puerto Rico Department of Natural and Environmental Resource - Reservoir Fisheries Research	15.U29	2020-00084	-	23,940	-	-	-	23,940	-	-	-	-	-	-	-	-
Total ALN 15.000			-	59,927	-	10,000	-	49,927	-	-	-	-	-	-	-	-
Infinity Science Center - GoMESA	15.435	AGMT DTD 03/03/20	-	15,835	-	-	-	15,835	-	-	-	-	-	-	-	-
Mississippi Department of Environmental Quality (MDEQ) - Fish and Wildlife Management Assistance	15.608	MOA NO. 23-00028	-	22,386	-	-	-	22,386	-	-	-	-	-	-	-	-
Mississippi Department of Environmental Quality (MDEQ) - Fish and Wildlife Management Assistance	15.608	MOA NO. 23-00027	-	22,738	-	-	-	22,738	-	-	-	-	-	-	-	-
Mississippi Department of Environmental Quality (MDEQ) - Fish and Wildlife Management Assistance	15.608	22-00012	-	1,841	-	-	-	1,841	-	-	-	-	-	-	-	-
Total ALN 15.608			-	46,965	-	-	-	46,965	-	-	-	-	-	-	-	-
Migratory Bird Monitoring, Assessment and Conservation	15.655		-	4,230	-	-	-	4,230	-	-	-	-	-	-	-	-
Endangered Species Recovery Implementation	15.657		-	3,841	-	-	3,841	-	-	-	-	-	-	-	-	-
Natural Resource Damage Assessment and Restoration	15.658		1,738	25,865	-	-	-	25,865	-	-	-	-	-	-	-	-
Adaptive Science	15.670		-	56,448	-	-	-	56,448	-	-	-	-	-	-	-	-
Cooperative Ecosystem Studies Units	15.678		-	9,690	-	-	-	9,690	-	-	-	-	-	-	-	-
Passed through from:																
Cooperative Ecosystems Studies Units (CESU) - Cooperative Ecosystem Studies Units	15.678	F16AC01044	-	5,086	-	-	-	5,086	-	-	-	-	-	-	-	-
Total ALN 15.678			-	14,776	-	-	-	14,776	-	-	-	-	-	-	-	-
NGA - Contract HM157522D001/HM157522F0058	15.817		-	106,396	-	106,396	-	-	-	-	-	-	-	-	-	-
Historic Preservation Fund Grants-In-Aid	15.904		-	176,972	-	-	176,972	-	-	-	-	-	-	-	-	-
Preservation of Historic Structures on the Campuses of HBCUs	15.932		-	12,615	-	-	12,615	-	-	-	-	-	-	-	-	-
Heritage Partnership	15.939		-	629,340	-	618,456	-	-	-	10,884	-	-	-	-	-	-
Passed through from:																
Mississippi Department of Marine Resources (MDMR) - Heritage Partnership	15.939		-	5,485	-	-	-	5,485	-	-	-	-	-	-	-	-
Mississippi Delta National Heritage Area - Heritage Partnership	15.939		-	1,310	-	-	-	1,310	-	-	-	-	-	-	-	-
Mississippi Department of Marine Resources (MDMR) - Heritage Partnership	15.939		-	2,377	-	-	-	2,377	-	-	-	-	-	-	-	-
Mississippi Department of Marine Resources (MDMR) - Heritage Partnership	15.939		-	2,432	-	-	-	2,432	-	-	-	-	-	-	-	-
Total ALN 15.939			-	640,944	-	618,456	-	11,604	-	10,884	-	-	-	-	-	-
Cooperative Research and Training Programs – Resources of the National Park System	15.945		-	17,568	-	-	-	17,568	-	-	-	-	-	-	-	-
Total U.S. Department of the Interior			-	1,738	-	734,852	-	193,428	-	10,884	-	-	-	-	-	-
U.S. Department of Justice:																
Grants to Reduce Domestic Violence, Dating Violence, Sexual Assault, and Stalking on Campus	16.525		-	150,381	-	-	-	80,343	-	70,038	-	-	-	-	-	-
Passed through from:																
Mississippi State Department of Health (MSDH) - Crime Victim Assistance	16.575	SG-2260-R1	-	42,941	-	-	-	42,941	-	-	-	-	-	-	-	-
Mississippi State Department of Health (MSDH) - Crime Victim Assistance	16.575	SG 2260 R3	-	50,741	-	-	-	50,741	-	-	-	-	-	-	-	-
Mississippi State Department of Health - Crime Victim Assistance	16.575	SG-1177	-	786,030	-	-	-	-	-	-	786,030	-	-	-	-	-
Total ALN 16.575			-	879,712	-	-	-	93,682	-	-	786,030	-	-	-	-	-
Juvenile Mentoring Program	16.726	SIGNED 6/23/2022	-	34,201	-	-	-	34,201	-	-	-	-	-	-	-	-
Mississippi Justice Assistance Grant (JAG)	16.738		-	4,985	-	-	-	-	-	4,985	-	-	-	-	-	-
Total U.S. Department of Justice			-	1,069,279	-	-	-	208,226	-	75,023	-	786,030	-	-	-	-
U.S. Department of Labor:																
WIOA Cluster:																
Passed through from:																
Mississippi Department of Employment Security - WIOA Adult Program	17.258	21-S90-014-2	-	88,370	-	-	-	88,370	-	-	-	-	-	-	-	-
Mississippi Department of Employment Security - WIOA Adult Program	17.258	21-S90-014-1	-	200,000	-	-	-	200,000	-	-	-	-	-	-	-	-
Mississippi Department of Employment Security - WIOA Adult Program	17.258	21-S90-59-1	-	104,807	-	-	-	-	-	-	-	-	104,807	-	-	-
Total WIOA Cluster			-	393,177	-	-	-	288,370	-	-	-	-	104,807	-	-	-
Occupational Safety and Health Susan Harwood Training Grants	17.502		-	29,509	-	-	-	29,509	-	-	-	-	-	-	-	-
Consultation Agreements	17.504		-	700,644	-	-	-	700,644	-	-	-	-	-	-	-	-
Total U.S. Department of Labor			-	1,123,330	-	-	-	1,018,523	-	-	-	-	104,807	-	-	-
U.S. Bureau of Educational and Cultural Affairs:																
Passed through from:																
International Research & Exchange, Inc. (IREX) - Mandela Washington Fellowship	19.009	FY22-YALI-AEI-JSU-01	-	89,712	-	-	89,712	-	-	-	-	-	-	-	-	-
International Research & Exchange, Inc. (IREX) - Mandela Washington Fellowship 2023	19.009	FY23-YALI-BE-JSU-01	-	21,547	-	-	21,547	-	-	-	-	-	-	-	-	-
World Learning - Academic Exchange Programs - Undergraduate Programs	19.009	CBSA18-MSST01	-	1,964	-	-	-	1,964	-	-	-	-	-	-	-	-
Total U.S. Bureau of Educational and Cultural Affairs			-	113,223	-	-	111,259	1,964	-	-	-	-	-	-	-	-
U.S. Department of Transportation:																
US DOT/Airport Improvement Program	20.106		-	582,373	-	-	-	-	-	-	582,373	-	-	-	-	-
Passed through from:																
Mississippi Summer Transportation Institution - Highway Research and Development Program	20.200	NSTI-2022(012)/105011-137000	-	26,075	-	26,075	-	-	-	-	-	-	-	-	-	-
Mississippi Department of Transportation - Highway Planning and Construction	20.205	STP001100018PA1008825-701000	-	100,921	-	100,921	-	-	-	-	-	-	-	-	-	-
Mississippi Department of Transportation - Highway Planning and Construction	20.205	STP-0011-00(016)LPA/108129-701000	-	578,568	-	578,568	-	-	-	-	-	-	-	-	-	-
Mississippi Department of Transportation - Highway Planning and Construction	20.205	SPR 2018-00(005)/107757-101000	-	59,573	-	-	-	59,573	-	-	-	-	-	-	-	-
Mississippi Department of Transportation - Highway Planning and Construction	20.205	CollegeView Connector Sidewalk	-	1,247,024	-	-	-	1,247,024	-	-	-	-	-	-	-	-
Mississippi Department of Transportation - Highway Planning and Construction	20.205	Bulldog Way (MDOT)	-	1,665,567	-	-	-	1,665,567	-	-	-	-	-	-	-	-
Total ALN 20.205			-	3,651,653	-	679,489	-	2,972,164	-	-	-	-	-	-	-	-
Mississippi Department of Transportation (MDOT) - Highway Training and Education	20.215	NSTI-2022(013)/105011-138000	-	54,668	-	-	-	54,668	-	-	-	-	-	-	-	-
Mississippi Department of Transportation (MDOT) - Formula Grants for Rural Areas and Tribal Transit Program	20.509	CONTRACT NO. 503561	-	1,310,767	-	-	-	1,310,767	-	-	-	-	-	-	-	-
Mississippi Department of Transportation (MDOT) - Formula Grants for Rural Areas and Tribal Transit Program	20.509	503486	-	605,670	-	-	-	605,670	-	-	-	-	-	-	-	-
Total ALN 20.509			-	1,916,437	-	-	-	1,916,437	-	-	-	-	-	-	-	-
Highway Safety Cluster:																
MS Office of Highway Safety - FY23 Driver Education Program	20.600	DE-2023-DE-40-02	-	147,381	-	-	147,381	-	-	-	-	-	-	-	-	-
MS Office of Highway Safety - FY22 Driver Education Program	20.600	DE-2022-DE-40-02	-	44,071	-	-	44,071	-	-	-	-	-	-	-	-	-
Total Highway Safety Cluster			-	191,452	-	-	191,452	-	-	-	-	-	-	-	-	-
MS Office of Highway Safety - FY23 Alcohol & Impaired Driving	20.607	154AL-2023-ST-40-01	-	263,391	-	-	263,391	-	-	-	-	-	-	-	-	-
MS Office of Highway Safety - FY22 Alcohol & Drug Studies Program	20.607	154AL-2022-ST-40-02	-	31,580	-	-	31,580	-	-	-	-	-	-	-	-	-
MS Office of Highway Safety - FY22 Alcohol & Impaired Driving	20.607	154AL-2022-ST-40-01	-	81,015	-	-	81,015	-	-	-	-	-	-	-	-	-
MS Office of Highway Safety - FY23 Alcohol & Drug Studies Pgm	20.607	154AL-2023-ST-40-02	-	138,933	-	-	138,933	-	-	-	-	-	-	-	-	-
Total ALN 20.607			-	514,919	-	-	514,919	-	-	-	-	-	-	-	-	-
Total U.S. Department of Transportation			-	6,937,577	-	705,564	-	706,371	-	-	582,373	-	-	-	-	-
U.S. Department of the Treasury:																
Passed through from:																
Mississippi Department of Public Safety - Premium Pay Program Funds for MSU Police	21.U30	Premium Pay Program	-	35,058	-	-	-	35,058	-	-	-	-	-	-	-	-
University of South Alabama - Resources and Ecosystems Sustainability, Tourist Opportunities, and Revived Economies	21.015	A22-0097-S001	-	78,464	-	-	-	78,464	-	-	-	-	-	-	-	-
Mississippi Department of Environmental Quality - Resources and Ecosystems Sustainability, Tourist Opportunities	21.015	21-00199	-	70,163	-	-	-	70,163	-	-	-	-	-	-	-	-
MS Department of Environmental Quality - U.S. Department of the Treasury	21.015	17-00043	454,438	745,417	-	-	-	-	-	-	-	-	745,417	-	-	-
MS Department of Environmental Quality - U.S. Department of the Treasury	21.015	23-00136	-	40,452	-	-	-	-	-	-	-	-	40,452	-	-	-
MS Department of Environmental Quality - U.S. Department of the Treasury	21.015	22-00057	-	40,088	-	-	-	-	-	-	-	-	40,088	-	-	-
Total ALN 21.015			454,438	974,584	-	-	-	148,627	-	-	-	-	825,957	-	-	-
MS Dept of Finance and Administration - U.S. Department of the Treasury	21.019	Senate Bill 2948	25,000	40,000	-	-	-	-	-	-	-	-	40,000	-	-	-
Mississippi Department of Employment Security (MDES) - CORONAVIRUS STATE AND LOCAL FISCAL RECOVERY FUNDS	21.027	003-DT019	12,128	1,015,690	-	-	-	1,015,690	-	-	-	-	-	-	-	-
US Treasury/State of Mississippi Department of Public Safety /Coronavirus State and Local Fiscal Recovery Funds	21.027	2022 HB 1542	-	28,000	-	-	-	-	-	28,000	-	-	-	-	-	-
COVID-19 CORONAVIRUS STATE AND LOCAL FISCAL RECOVERY FUNDS	21.027	SB 3010 2022 RS	-	455,860	-	-	-	-	-	-	-	455,860	-	-	-	-
COVID-19 CORONAVIRUS STATE AND LOCAL FISCAL RECOVERY FUNDS	21.027	HB 1722 2023 RS	-	21,180	-	-	-	-	-	-	-	21,180	-	-	-	-
Total ALN 21.027			12,128	1,520,730	-	-	-	1,015,690	-	-	28,000	477,040	-	-	-	-
State Small Business Credit Initiative Technical Assistance Grant Program	21.031		-	55,433	-	-	-	-	-	-	55,433	-	-	-	-	-
Total U.S. Department of the Treasury			491,566	2,625,805	-	-	-	1,199,375	-	-	83,433	477,040	865,957	-	-	-

STATE OF MISSISSIPPI INSTITUTIONS OF HIGHER LEARNING
SCHEDULE OF EXPENDITURES OF FEDERAL AWARDS
YEAR ENDED JUNE 30, 2023

Federal Grantor/Pass-Through Grantor/Program or Cluster Title	Federal ALN number	Pass-through entity identifying number	Passed through to subrecipients	Total Federal Expenditures	Alcorn State University	Delta State University	Jackson State University	Mississippi State University	Mississippi University for Women	Mississippi Valley State University	University of Mississippi	University of Mississippi Medical Center	University of Southern Mississippi	IHL Executive Office	MCVS	University Press
Appalachian Regional Commission:																
Appalachian Area Development	23.002		-	899,085	-	-	-	899,085	-	-	-	-	-	-	-	-
Passed through from:																
Mississippi Development Authority - Appalachian Area Development	23.002	MS-xxxx-xxxx	-	589	-	-	-	589	-	-	-	-	-	-	-	-
Mississippi Development Authority - Appalachian Area Development	23.002	MS-20829-2022	-	589	-	-	-	589	-	-	-	-	-	-	-	-
Mississippi Development Authority - Appalachian Area Development	23.002	MS-20610	-	61,369	-	-	-	61,369	-	-	-	-	-	-	-	-
Total Appalachian Regional Commission			-	961,632	-	-	-	961,632	-	-	-	-	-	-	-	-
Library of Congress:																
Passed through from:																
Illinois State University - Teaching with Primary Sources (TPS) Regional Pilot	42.U31	A08-0002-S067	-	4,474	-	-	-	4,474	-	-	-	-	-	-	-	-
Illinois State University Milner Library /Library of Congress	42.U32	A08-0002-S050	-	2,552	-	-	-	-	-	2,552	-	-	-	-	-	-
Total ALN 42.000			-	7,026	-	-	-	4,474	-	-	2,552	-	-	-	-	-
Teaching with Primary Sources Progr	42.010		-	126,540	-	-	126,540	-	-	-	-	-	-	-	-	-
Passed through from:																
Board of Trustees of Illinois State University - Teaching with Primary Sources (TPS)	42.010	A08-0002-S057/1151003890009477	-	19,663	-	-	19,663	-	-	-	-	-	-	-	-	-
Total ALN 42.010			-	146,203	-	-	146,203	-	-	-	-	-	-	-	-	-
Total Library of Congress			-	153,229	-	-	146,203	4,474	-	-	2,552	-	-	-	-	-
National Aeronautics and Space Administration:																
Office of Stem Engagement (OSTEM)	43.008		185,115	536,501	-	-	-	-	-	-	536,501	-	-	-	-	-
Total National Aeronautics and Space Administration			185,115	536,501	-	-	-	-	-	-	536,501	-	-	-	-	-
National Endowment for the Arts:																
Mississippi Band of Choctaw Indians Project Prioritization	45.U33		-	(237)	-	-	-	(237)	-	-	-	-	-	-	-	-
Promotion of the Arts Grants to Organizations and Individuals	45.024		-	5,608	-	-	-	5,608	-	-	-	-	-	-	-	-
Passed through from:																
South Arts - Promotion of the Arts Grants to Organizations and Individuals	45.024	6822	-	6,200	-	-	-	-	-	-	-	-	6,200	-	-	-
Total ALN 45.024			-	11,808	-	-	-	5,608	-	-	-	-	6,200	-	-	-
Mississippi Arts Commission - National Endowment for the Arts	45.025	23-7515020-AI/PG	-	4,750	-	-	-	-	-	-	-	-	4,750	-	-	-
MS Humanities Council - 2023 Sammy O. Cranford Memorial Lectutre	45.129	SO-268648-20	-	813	-	813	-	-	-	-	-	-	-	-	-	-
MS Humanities Council - Inaugural Ballers:	45.129	SO-268648-20	-	2,500	-	2,500	-	-	-	-	-	-	-	-	-	-
Mississippi Humanities Council - Liberty House and Craft Cooperative	45.129	RG21-20-049	-	2,000	-	-	2,000	-	-	-	-	-	-	-	-	-
Mississippi Humanities Council - Homeplace Poetry Program	45.129	RG22 - 20 - 087	-	4,867	-	-	4,867	-	-	-	-	-	-	-	-	-
Mississippi Humanities Council - THEE Mississippi Culture Forever	45.129	RG23-20-115	-	925	-	-	925	-	-	-	-	-	-	-	-	-
Mississippi Humanities Council - Promotion of the Humanities Federal/State Partnership	45.129	RG23-20-116	-	500	-	-	-	500	-	-	-	-	-	-	-	-
Mississippi Humanities Council - Promotion of the Humanities Federal/State Partnership	45.129	RG23-20-113	-	2,500	-	-	-	2,500	-	-	-	-	-	-	-	-
Mississippi Humanities Council - Promotion of the Humanities Federal/State Partnership	45.129	RG22-20-077	-	9,192	-	-	-	9,192	-	-	-	-	-	-	-	-
Mississippi Humanities Council - Promotion of the Humanities Federal/State Partnership	45.129	RG21-20-042	-	786	-	-	-	786	-	-	-	-	-	-	-	-
NEA/Mississippi Humanities Council/Promotion of the Humanities_Federal/State Partnership	45.129	RG23-20-099	-	7,500	-	-	-	-	-	7,500	-	-	-	-	-	-
Mississippi Humanities Council - National Endowment for the Humanities	45.129	RG23-20-104	-	2,424	-	-	-	-	-	-	-	-	2,424	-	-	-
Total ALN 45.129			-	34,007	-	3,313	7,792	12,978	-	-	7,500	-	2,424	-	-	-
Promotion of the Humanities Division of Preservation and Access	45.149		-	127,019	-	-	-	11,981	-	-	-	-	115,038	-	-	-
COVID-19 Promotion of the Humanities Research	45.161		-	37,754	-	-	-	-	-	-	-	-	-	-	-	37,754
Promotion of the Humanities Teaching and Learning Resources and Curriculum Development	45.162		-	16,170	16,170	-	-	-	-	-	-	-	-	-	-	-
The Most Southern Place on Earth: Music, History & Culture of the MS Delta	45.163		-	153,105	-	153,105	-	-	-	-	-	-	-	-	-	-
Total National Endowment for the Arts			-	384,376	16,170	156,418	7,792	30,330	-	-	7,500	-	128,412	-	-	37,754
U.S. Small Business Administration:																
Small Business Development Centers	59.037		358,805	1,538,134	-	-	-	-	-	-	1,538,134	-	-	-	-	-
Women's Business Ownership Assistance	59.043		-	116,200	116,200	-	-	-	-	-	-	-	-	-	-	-
Veterans Outreach Program	59.044		-	1,114,467	-	-	-	1,114,467	-	-	-	-	-	-	-	-
Congressional Grants	59.059		-	477,340	-	-	-	133,548	-	-	343,792	-	-	-	-	-
Total U.S. Small Business Administration			358,805	3,246,141	116,200	-	-	1,248,015	-	-	1,881,926	-	-	-	-	-
Tennessee Valley Authority:																
TVA Investment Challenge	62.U34		-	1,817	-	-	-	1,817	-	-	-	-	-	-	-	-
Total Tennessee Valley Authority			-	1,817	-	-	-	1,817	-	-	-	-	-	-	-	-
U.S. Veterans' Administration:																
Department of Veterans Affairs	64.U35		-	32,081	-	-	-	-	-	-	32,081	-	-	-	-	-
Total U.S. Veterans' Administration			-	32,081	-	-	-	-	-	-	32,081	-	-	-	-	-
U.S. Environmental Protection Agency:																
Passed through from:																
University of North Carolina at Chapel Hill - 2022 BIL TA "Community Solutions Teams" Pilot	66.U36	5126606	-	197,494	-	-	-	197,494	-	-	-	-	-	-	-	-
Surveys, Studies, Investigations, Demonstrations, and Training Grants - Section 1442 of the Safe Drinking Water Act	66.424		-	16,678	-	-	-	16,678	-	-	-	-	-	-	-	-
Passed through from:																
University of New Mexico - Surveys, Studies, Investigations, Demonstrations, and Training Grants	66.436	281132-87FV	-	30,175	-	-	-	30,175	-	-	-	-	-	-	-	-
Voluntary School and Child Care Lead Testing and Reduction Grant Program (SDWA 1464(d))	66.444		16,339	197,725	-	-	-	197,725	-	-	-	-	-	-	-	-
University of New Mexico- Technical Assistance for Treatment Works, Clean Water Act	66.446	281154-87FV	-	47,959	-	-	-	47,959	-	-	-	-	-	-	-	-
Passed through from:																
Land Trust for the Mississippi Coastal Plain (LT MCP) - Nonpoint Source Implementation Grants	66.460	CONTRACT 2020-55	-	31,706	-	-	-	31,706	-	-	-	-	-	-	-	-
Mississippi Department of Environmental Quality (MDEQ) - Nonpoint Source Implementation Grants	66.460	22-00053	-	43,842	-	-	-	43,842	-	-	-	-	-	-	-	-
EPA/State of Mississippi Department of Environmental Quality /Nonpoint Source Implementation Grants	66.460	22-00145	-	16,647	-	-	-	-	-	16,647	-	-	-	-	-	-
Total ALN 66.460			-	92,195	-	-	-	75,548	-	-	16,647	-	-	-	-	-
Drinking Water State Revolving Fund Cluster:																
Mississippi State Department of Health (MSDH) - Drinking Water State Revolving Fund	66.468	SIGNED 5/25/2022	-	43,171	-	-	-	43,171	-	-	-	-	-	-	-	-
Mississippi State Department of Health (MSDH) - Drinking Water State Revolving Fund	66.468	INDC-1988	-	(113)	-	-	-	(113)	-	-	-	-	-	-	-	-
Total ALN 66.468 / Drinking Water State Revolving Fund Cluster			-	43,058	-	-	-	43,058	-	-	-	-	-	-	-	-
Gulf of Mexico Program	66.475		322,179	911,639	-	-	-	883,708	-	-	-	-	27,931	-	-	-
Passed through from:																
Mississippi Department of Marine Resources (MDMR) - Gulf of Mexico Program	66.475	EPA-2022-001	-	32,019	-	-	-	32,019	-	-	-	-	-	-	-	-
Smart Home America - Gulf of Mexico Program	66.475	2020-33	-	7,577	-	-	-	7,577	-	-	-	-	-	-	-	-
Total ALN 66.475			322,179	951,235	-	-	-	923,304	-	-	-	-	27,931	-	-	-
Protection of Children from Environmental Health Risks	66.609		-	58,809	-	-	-	-	-	-	58,809	-	-	-	-	-
Passed through from:																
eXtension Foundation - Research, Development, Monitoring, Public Education, Outreach, Training	66.716	SA-2022-49	-	9,099	-	-	-	9,099	-	-	-	-	-	-	-	-
Total U.S. Environmental Protection Agency			338,518	1,644,427	-	-	-	1,541,040	-	-	16,647	58,809	27,931	-	-	-
U.S. Department of Energy:																
Passed through from:																
Thomas Jefferson National Lab - 2021-2022 JSA/JLab Graduate Fellowship Program Student: Abishek Karki	81.U37	LETTER DATED 8/30/2021	-	1,120	-	-	-	1,120	-	-	-	-	-	-	-	-
Thomas Jefferson National Lab - 2022-2023 JSA/JLab Graduate Fellowship Program for Hem Bhatt	81.U38	CTD 9/9/2022	-	8,743	-	-	-	8,743	-	-	-	-	-	-	-	-
Los Alamos National Laboratory - Capstone Design	81.U39	560007	-	9,449	-	-	-	9,449	-	-	-	-	-	-	-	-
US DOE/Brookhaven National Laboratory/Department of Energy	81.U40	383707	-	6,876	-	-	-	-	-	6,876	-	-	-	-	-	-
Total ALN 81.000			-	26,188	-	-	-	19,312	-	-	6,876	-	-	-	-	-
Advanced Research Projects Agency	81.135		-	(31,576)	-	-	-	-	-	-	-	-	(31,576)	-	-	-
Total U.S. Department of Energy			-	(5,388)	-	-	-	19,312	-	-	6,876	-	(31,576)	-	-	-
U.S. Department of Education:																
Passed through from:																
New Jersey Commission for the Blind - New Jersey Commission for the Blind, Title VII Chapter Independent Living Program	84.U41	2023-08	-	16,537	-	-	-	16,537	-	-	-	-	-	-	-	-

STATE OF MISSISSIPPI INSTITUTIONS OF HIGHER LEARNING
SCHEDULE OF EXPENDITURES OF FEDERAL AWARDS
YEAR ENDED JUNE 30, 2023

Federal Grantor/Pass-Through Grantor/Program or Cluster Title	Federal ALN number	Pass-through entity identifying number	Passed through to subrecipients	Total Federal Expenditures	Alcorn State University	Delta State University	Jackson State University	Mississippi State University	Mississippi University for Women	Mississippi Valley State University	University of Mississippi	University of Mississippi Medical Center	University of Southern Mississippi	IHL Executive Office	MCVS	University Press
US DoEd/North Mississippi Education Consortium/Department of Education	84.U42	8200055979	-	96,173	-	-	-	-	-	-	96,173	-	-	-	-	-
US DoEd/North Mississippi Education Consortium/Department of Education	84.U43	UM-01.20.23	-	686,081	-	-	-	-	-	-	686,081	-	-	-	-	-
Total ALN 84.000			-	798,791	-	-	-	16,537	-	-	782,254	-	-	-	-	-
Mississippi Department of Education (MDE) - Title I Grants to Local Educational Agencies	84.010	FY22/2201/53206/12010316/CS-MS	-	1,815	-	-	-	1,815	-	-	-	-	-	-	-	-
Mississippi Department of Education (MDE) - Title I Grants to Local Educational Agencies	84.010	2201/53206/12010316/CS-MS-RCU	-	156,543	-	-	-	156,543	-	-	-	-	-	-	-	-
US DoEd/North Mississippi Education Consortium/Title I Grants to Local Educational Agencies	84.010	8200055979	-	5	-	-	-	-	-	-	5	-	-	-	-	-
US DoEd/North Mississippi Education Consortium/Title I Grants to Local Educational Agencies	84.010	UM-01.20.23	-	204,137	-	-	-	-	-	-	204,137	-	-	-	-	-
Total ALN 84.010			-	362,500	-	-	-	158,358	-	-	204,142	-	-	-	-	-
Mississippi Department of Education (MDE) - Migrant Education State Grant Program	84.011	CM21-5321	-	708,674	-	-	-	708,674	-	-	-	-	-	-	-	-
Special Education (IDEA) Cluster:																
Special Education_Grants to States	84.027		-	34,932	-	-	-	-	-	-	-	34,932	-	-	-	-
Passed through from:																
Mississippi Department of Education (MDE) - Special Education Grants to States	84.027	SIGNED 10/21/2022	-	2,589	-	-	-	2,589	-	-	-	-	-	-	-	-
Mississippi Department of Education (MDE) - Special Education Grants to States	84.027	FY22/2201/53206/12010316/CS-MS	-	(1,452)	-	-	-	(1,452)	-	-	-	-	-	-	-	-
Mississippi Department of Education (MDE) - Special Education Grants to States	84.027	2201/53206/12010316/CS-MS-RCU	-	372,519	-	-	-	372,519	-	-	-	-	-	-	-	-
North Mississippi Education Consortium - Special Education_Grants to States	84.027	UM-01.20.23	-	676,075	-	-	-	-	-	-	676,075	-	-	-	-	-
North Mississippi Education Consortium - Special Education_Preschool Grants	84.173	8200050769	-	(4,605)	-	-	-	-	-	-	(4,605)	-	-	-	-	-
North Mississippi Education Consortium - Special Education_Preschool Grants	84.173	8200055979	-	(16,238)	-	-	-	-	-	-	(16,238)	-	-	-	-	-
Total Special Education (IDEA) Cluster			-	1,063,820	-	-	-	373,656	-	-	655,232	34,932	-	-	-	-
Higher Education_Institutional Aid	84.031		-	22,287,758	4,007,745	-	14,443,575	-	336,360	3,500,078	-	-	-	-	-	-
TRIO Cluster:																
TRIO Student Support Services	84.042		-	1,992,612	352,453	-	746,838	227,327	-	287,786	-	-	378,208	-	-	-
TRIO Talent Search	84.044		-	955,487	394,552	-	560,935	-	-	-	-	-	-	-	-	-
TRIO Upward Bound	84.047		-	1,923,712	344,225	-	553,757	-	-	1,025,730	-	-	-	-	-	-
TRIO Educational Opportunity Centers	84.066		-	547,418	-	285,694	261,724	-	-	-	-	-	-	-	-	-
TRIO McNair Post-Baccalaureate Achievement	84.217		-	1,111,031	-	187,652	478,253	-	-	-	232,758	-	212,368	-	-	-
Total TRIO Cluster			-	6,530,260	1,091,230	473,346	2,601,507	227,327	-	1,313,516	232,758	-	590,576	-	-	-
Passed through from:																
Mississippi Department of Education (MDE) - Career and Technical Education - Basic Grants to States	84.048	DTD 9/6/19	-	(3,963)	-	-	-	(3,963)	-	-	-	-	-	-	-	-
Mississippi Department of Education (MDE) - Career and Technical Education - Basic Grants to States	84.048	FY22/2201/53206/12010316/CS-MS	-	8,068	-	-	-	8,068	-	-	-	-	-	-	-	-
Mississippi Department of Education (MDE) - Career and Technical Education - Basic Grants to States	84.048	2201/53206/12010316/CS-MS-RCU	-	897,996	-	-	-	897,996	-	-	-	-	-	-	-	-
Total ALN 84.048			-	902,101	-	-	-	902,101	-	-	-	-	-	-	-	-
MVSU Center of Excellence for Veteran Student Success	84.116		-	644,872	-	458,937	-	14,094	-	95,042	76,799	-	-	-	-	-
Minority Science and Engineering Improvement	84.120		-	787,139	300,794	-	486,345	-	-	-	-	-	-	-	-	-
Passed through from:																
Mississippi Department of Rehabilitation Services - Rehabilitation Services Vocational Rehabilitation Grants to States	84.126	23-332-1000-105	-	845	-	-	-	845	-	-	-	-	-	-	-	-
Alabama Department of Rehabilitation Services - Rehabilitation Services Vocational Rehabilitation Grants to States	84.126	C20870005	-	4,706	-	-	-	4,706	-	-	-	-	-	-	-	-
Mississippi Department of Rehabilitation Services - Rehabilitation Services Vocational Rehabilitation Grants to States	84.126	23-653-1100-550	-	8,263	-	-	-	8,263	-	-	-	-	-	-	-	-
Mississippi Department of Rehabilitation Services - Rehabilitation Services Vocational Rehabilitation Grants to States	84.126	23-331-7000-150	-	135,146	-	-	-	135,146	-	-	-	-	-	-	-	-
Total ALN 84.126			-	148,960	-	-	-	148,960	-	-	-	-	-	-	-	-
Rehabilitation Long-Term Training	84.129		-	311,195	-	-	160,344	150,851	-	-	-	-	-	-	-	-
Rehabilitation Services Independent Living Services for Older Individuals Who are Blind	84.177		-	797,287	-	-	-	797,287	-	-	-	-	-	-	-	-
Passed through from:																
Alabama Department of Rehabilitation Services - Rehabilitation Services for the Blind Independent Living Services	84.177	C30870005	-	30,471	-	-	-	30,471	-	-	-	-	-	-	-	-
Georgia Vocational Rehabilitation Agency - Rehabilitation Services for the Blind Independent Living Services	84.177	41200-610-0000010508	-	24,260	-	-	-	24,260	-	-	-	-	-	-	-	-
Virginia Department for the Blind and VI - Rehabilitation Services Independent Living Services	84.177	262-23-042	-	6,653	-	-	-	6,653	-	-	-	-	-	-	-	-
Virginia Department for the Blind and VI - Rehabilitation Services Independent Living Services	84.177	2022-04	-	7,667	-	-	-	7,667	-	-	-	-	-	-	-	-
New Jersey Commission for the Blind - Rehabilitation Services Independent Living Services	84.177	2022-02	-	6,003	-	-	-	6,003	-	-	-	-	-	-	-	-
Total ALN 84.177			-	872,341	-	-	-	872,341	-	-	-	-	-	-	-	-
Mississippi State Department of Health - Special Education-Grants for Infants and Families	84.181	SG-910-R3	-	(102)	-	-	-	(102)	-	-	-	-	-	-	-	-
Mississippi State Department of Health - Special Education-Grants for Infants and Families	84.181	SG-181-R5	-	375	-	-	-	375	-	-	-	-	-	-	-	-
Mississippi State Department of Health - Special Education-Grants for Infants and Families	84.181	SG-910 (R5)	-	48,780	-	-	-	48,780	-	-	-	-	-	-	-	-
Mississippi State Department of Health - Special Education-Grants for Infants and Families	84.181	181(R6)	-	164,466	-	-	-	164,466	-	-	-	-	-	-	-	-
Mississippi State Department of Health - Special Education-Grants for Infants and Families	84.181	SG-182	-	136,988	-	-	-	-	-	-	136,988	-	-	-	-	-
Total ALN 84.181			-	350,507	-	-	-	213,519	-	-	136,988	-	-	-	-	-
School Safely National Activities	84.184		-	13,430	-	-	-	13,430	-	-	-	-	-	-	-	-
Innovative Approaches to Literacy; Promise Neighborhoods; Full-Service Community Schools	84.215		-	640,449	-	-	-	640,449	-	-	-	-	-	-	-	-
Passed through from:																
Delta Health Alliance - Innovative Approaches to Literacy; Promise Neighborhoods; Full-Service Community Schools	84.215	delta health alliance	-	95,949	-	-	-	-	-	95,949	-	-	-	-	-	-
Total ALN 84.215			-	736,398	-	-	-	640,449	-	95,949	-	-	-	-	-	-
Charter Schools	84.282		-	631,568	631,568	-	-	-	-	-	-	-	-	-	-	-
Passed through from:																
US DoEd/RMC Research Corporation/Comprehensive Centers	84.283	S283B190023	-	226,129	-	-	-	-	-	-	226,129	-	-	-	-	-
Mississippi Department of Education - U.S. Department of Education	84.287	22/1201038250/7592/012	-	119,883	-	-	-	-	-	-	-	-	119,883	-	-	-
Mississippi Department of Education - U.S. Department of Education	84.323	H323A210009	-	1,091,718	-	-	-	-	-	-	-	-	1,091,718	-	-	-
Special Education - Personnel Development to Improve Services and Results for Children with Disabilities	84.325		-	290,392	-	-	290,392	-	-	-	-	-	-	-	-	-
Passed through from:																
Mississippi Department of Education - U.S. Department of Education	84.325	8007124.000	-	18,052	-	-	-	-	-	-	-	-	18,052	-	-	-
Total ALN 84.325			-	308,444	-	-	290,392	-	-	-	-	-	18,052	-	-	-
Special Education_Technical Assistance and Dissemination to Improve Services and Results for Children with Disabilities	84.326		-	111,473	-	-	-	-	-	-	-	-	111,473	-	-	-
USDOE: MS Delta GEAR-UP Partnership	84.334		-	1,708,310	-	1,708,310	-	-	-	-	-	-	-	-	-	-
Child Care Access Means Parents in School	84.335		-	264,645	-	-	-	-	-	-	-	-	264,645	-	-	-
Supporting Effective Instruction State Grants (formerly Improving Teacher Quality State Grants)	84.367		-	6,692	-	-	-	6,692	-	-	-	-	-	-	-	-
HBCU Graduate II	84.382		-	521,284	-	-	-	-	-	521,284	-	-	-	-	-	-
Passed through from:																
US DoEd/National Writing Project/Investing in Innovation (i3) Fund	84.411	Ringo-2021	-	29,218	-	-	-	-	-	-	29,218	-	-	-	-	-
National Writing Project Corporation - U.S. Department of Education	84.411	92-MS05-2021i3WNTS	-	4,727	-	-	-	-	-	-	-	-	4,727	-	-	-
National Writing Project Corporation - U.S. Department of Education	84.411	92-MS05-2022i3Network	-	27,252	-	-	-	-	-	-	-	-	27,252	-	-	-
Total ALN 84.411			-	61,197	-	-	-	-	-	-	29,218	-	31,979	-	-	-
Economic Stabilization Funds:																
COVID-19 Governor's Emergency Education Relief (GEER) Fund	84.425C		-	3,120,872	-	17,114	1,483,302	-	57,688	178,032	1,053,795	-	330,941	-	-	-
Passed through from:																
COVID-19 State of MS Office of the Governor - Governor's Emergency Education Relief (GEER) Fund	84.425C	SIGNED 3/18/21	735,637	951,086	-	-	-	951,086	-	-	-	-	-	-	-	-
COVID-19 State of MS Office of the Governor - Governor's Emergency Education Relief (GEER) Fund	84.425C	S425C200045	10,723	(48,826)	-	-	-	-	-	-	-	-	(48,826)	-	-	-
COVID-19 Elementary and Secondary School Emergency Relief (ESSER) Fund	84.425D		-	1,722,669	-	-	-	-	-	1,722,669	-	-	-	-	-	-
Passed through from:																
COVID-19 MS Department of Education - Elementary and Secondary School Emergency Relief (ESSER) Fund	84.425D	SIGNED 1/31/22	-	795,005	-	-	-	795,005	-	-	-	-	-	-	-	-
COVID-19 MS Department of Education - Elementary and Secondary School Emergency Relief (ESSER) Fund	84.425D	22/8276-8277/8917-9277/001	-	119,415	-	-	-	119,415	-	-	-	-	-	-	-	-
COVID-19 Higher Education Emergency Relief Fund (HEERF) Student Aid Portion	84.425E		-	2,611,325	-	-	2,025,360	(10)	-	585,975	-	-	-	-	-	-
COVID-19 Higher Education Emergency Relief Fund (HEERF) Institutional Portion	84.425F		-	37,115,340	10,096,271	331,016	2,832,634	4,914,709	5,494,693	3,360,333	6,811,742	207,992	3,065,950	-	-	-
Passed through from:																
COVID-19 MS Department of Education - Higher Education Emergency Relief Fund (HEERF) Institutional Portion	84.425F	AWD-001070	-	239,568	-	-	-	-	-	-	239,568	-	-	-	-	-
COVID-19 Higher Education Emergency Relief Fund (HEERF) Historically Black Colleges and Universities (HBCUs)	84.425J		-	23,757,957	406,694	-	13,618,168	-	-	9,733,095	-	-	-	-	-	-
Passed through from:																

STATE OF MISSISSIPPI INSTITUTIONS OF HIGHER LEARNING
SCHEDULE OF EXPENDITURES OF FEDERAL AWARDS
YEAR ENDED JUNE 30, 2023

Federal Grantor/Pass-Through Grantor/Program or Cluster Title	Federal ALN number	Pass-through entity identifying number	Passed through to subrecipients	Total Federal Expenditures	Alcorn State University	Delta State University	Jackson State University	Mississippi State University	Mississippi University for Women	Mississippi Valley State University	University of Mississippi	University of Mississippi Medical Center	University of Southern Mississippi	IHL Executive Office	MCVS	University Press
COVID-19 Montclair State University - HEERF Institutional Resilience and Expanded Postsecondary Opportunity (IREPO) Program	84.425P	P425P200252	-	142,976	142,976	-	-	-	-	-	-	-	-	-	-	-
COVID-19 MS Department of Education - American Rescue Plan Elementary and Secondary School Emergency Relief (ARP ESSER) Fund	84.425U	S425U21003	-	4,595,966	-	-	-	-	-	-	-	4,595,966	-	-	-	-
Total ALN 84.425 / Economic Stabilization Funds			746,360	75,123,353	10,645,941	348,130	19,959,464	6,780,205	5,552,381	13,857,435	9,588,206	5,043,526	3,396,891	(48,826)	-	-
Total U.S. Department of Education			746,360	116,693,442	16,677,278	2,988,723	37,941,627	11,227,194	5,888,741	19,383,304	11,794,738	5,215,446	5,625,217	(48,826)	-	-
Gulf Coast Ecosystem Restoration Council:																
Passed through from:																
Gulf Coast Ecosystem Restoration Council/MDEQ/Gulf Coast Ecosystem Restoration Council Oil Spill	87.052	20-00047	241,459	363,840	-	-	-	-	-	-	363,840	-	-	-	-	-
Total Gulf Coast Ecosystem Restoration Council			241,459	363,840	-	-	-	-	-	-	363,840	-	-	-	-	-
National Archives and Records Administration:																
National Historical Publications and Records Comm - National Historical Publications and Records Grants	89.003		-	220,602	-	-	-	-	-	-	-	-	220,602	-	-	-
Passed through from:																
National Historical Publications and Records Commission NHPR - National Historical Publications and Records	89.003	RM-102988-20	5,500	23,434	-	-	-	23,434	-	-	-	-	-	-	-	-
Ms Dept of Archives and History - National Historical Publications and Records Grants	89.003	Museum of Mississippi History	-	680	-	-	-	680	-	-	-	-	-	-	-	-
Total National Archives and Records Administration			5,500	244,716	-	-	-	24,114	-	-	-	-	220,602	-	-	-
Delta Regional Authority:																
Delta Area Economic Development	90.201		-	(16,860)	-	-	-	-	-	-	-	(16,860)	-	-	-	-
Total Delta Regional Authority			-	(16,860)	-	-	-	-	-	-	-	(16,860)	-	-	-	-
U.S. Department of Health and Human Services:																
Cyclospora Cayetanensis Test Samples	93.U44		-	21,331	-	-	-	21,331	-	-	-	-	-	-	-	-
Passed through from:																
Converge - JSU Family Planning -Title X Grant	93.U45	MINI-GRANT	-	9,607	-	-	9,607	-	-	-	-	-	-	-	-	-
Mississippi Public Health Institute - Gulf Coast Healthy Communities Collaborative	93.U46	CONTRACT DTD 8/26/2022	-	59,646	-	-	-	59,646	-	-	-	-	-	-	-	-
Mississippi Public Health Institute - Gulf Coast Healthy Communities Collaborative	93.U47	CONTRACT DTD 10/1/2021	-	16,507	-	-	-	16,507	-	-	-	-	-	-	-	-
Mississippi State Department of Health - JHS-NHLBI Contract	93.U48	HHSN268201800015I	-	1,835	-	-	-	-	-	-	1,835	-	-	-	-	-
Centers for Medicare & Medicaid Services - U.S. Dept of Health and Human Services	93.U49	8006770.000	-	414	-	-	-	-	-	-	-	-	414	-	-	-
MS Department of Rehabilitation Services - U.S. Dept of Health and Human Services	93.U50	22-331-1600-005	-	5,966	-	-	-	-	-	-	-	-	5,966	-	-	-
MS Department of Rehabilitation Services - U.S. Dept of Health and Human Services	93.U51	23-331-6000-222	-	29,625	-	-	-	-	-	-	-	-	29,625	-	-	-
Assoc of Univ Centers on Disabilities - U.S. Dept of Health and Human Services	93.U52	8006222	-	4,110	-	-	-	-	-	-	-	-	4,110	-	-	-
Total ALN 93.000			-	149,041	-	-	9,607	97,484	-	-	-	1,835	40,115	-	-	-
Training in General, Pediatric, and Public Health Dentistry	93.059		-	383,695	-	-	-	-	-	-	-	383,695	-	-	-	-
Passed through from:																
Mississippi State Department of Health - Public Health Emergency Preparedness	93.069	SG-373	-	50,314	-	-	-	-	-	-	-	50,314	-	-	-	-
Mississippi State Department of Health - Hospital Preparedness and Public Health Program	93.074	SG-757-R5	-	214,854	-	-	-	-	-	-	-	214,854	-	-	-	-
Prevention of Disease, Disability, and Death by Infectious Diseases	93.084		-	622,758	-	-	-	-	-	-	-	622,758	-	-	-	-
Advancing System Improvements for Key Issues in Women's Health	93.088		-	299,947	-	-	-	-	-	-	-	299,947	-	-	-	-
Mississippi Department of Agriculture and Commerce (MDAC) - Food and Drug Administration Research	93.103	SIGNED 8/11/2022	-	139,239	-	-	-	139,239	-	-	-	-	-	-	-	-
Mississippi Department of Agriculture and Commerce (MDAC) - Food and Drug Administration Research	93.103	SIGNED 8/13/21	-	1,730	-	-	-	1,730	-	-	-	-	-	-	-	-
Total ALN 93.103			-	140,969	-	-	-	140,969	-	-	-	-	-	-	-	-
Maternal and Child Health Federal Consolidation Programs	93.110		-	1,900,977	-	-	-	-	-	-	-	1,900,977	-	-	-	-
Passed through from:																
Department of Health and Human Services - Maternal and Child Health Federal Consolidation Programs	93.110	U4JMC47115	-	17,108	-	-	-	-	-	-	-	17,108	-	-	-	-
Mississippi Department of Mental Health - Maternal and Child Health Federal Consolidation Programs	93.110	AWD-000451	37,500	426,104	-	-	-	-	-	-	-	426,104	-	-	-	-
University of Arkansas - U.S. Dept of Health and Human Services	93.110	FP 54980	-	44,334	-	-	-	-	-	-	-	-	44,334	-	-	-
Total ALN 93.110			37,500	2,388,523	-	-	-	-	-	-	-	2,344,189	44,334	-	-	-
Project Grants and Cooperative Agreements for Tuberculosis Control Programs	93.116		-	3,610	-	-	-	-	-	-	-	3,610	-	-	-	-
Preventive Medicine and Public Health Residency Training Program, Integrative Medicine Program	93.117		-	430,084	-	-	-	-	-	-	-	430,084	-	-	-	-
Nurse Anesthetist Traineeship	93.124		-	24,979	-	-	-	-	-	-	-	-	24,979	-	-	-
Injury Prevention and Control Research and State and Community Based Programs	93.136		-	6,796	-	-	-	-	-	-	-	6,796	-	-	-	-
Passed through from:																
Mississippi Department of Health - Injury Prevention and Control Research and State and Community Based Programs	93.136	WFFVHMSF6BU45	-	9,015	-	-	9,015	-	-	-	-	-	-	-	-	-
Total ALN 93.136			-	15,811	-	-	9,015	-	-	-	-	6,796	-	-	-	-
Delta THRIVE	93.137		-	115,316	-	-	-	-	-	115,316	-	-	-	-	-	-
Passed through from:																
The Major and Alderman of the City of Vicksburg - COVID CHAMPIONS	93.137	1 CPIMP211276-01-00	-	172,105	-	-	172,105	-	-	-	-	-	-	-	-	-
Total ALN 93.137			-	287,421	-	-	172,105	-	-	115,316	-	-	-	-	-	-
Vanderbilt University Medical Center - HIV-Related Training and Technical Assistance	93.145	VUMC56773	-	222,518	-	-	-	-	-	-	-	222,518	-	-	-	-
Coordinated Services and Access to Research for Women, Infants, Children, and Youth	93.153		-	8,521	-	-	-	-	-	-	-	8,521	-	-	-	-
Coordinated Services and Access to Research for Women, Infants, Children, and Youth	93.153		-	163,518	-	-	-	-	-	-	-	163,518	-	-	-	-
Total ALN 93.153			-	172,039	-	-	-	-	-	-	-	172,039	-	-	-	-
Telehealth Programs	93.211		14,409	167,627	-	-	-	-	-	-	-	167,627	-	-	-	-
Telehealth Programs	93.211		282,396	3,165,211	-	-	-	-	-	-	-	3,165,211	-	-	-	-
Telehealth Programs	93.211		-	4,129	-	-	-	-	-	-	-	4,129	-	-	-	-
Telehealth Programs	93.211		-	292,501	-	-	-	-	-	-	-	292,501	-	-	-	-
Total ALN 93.211			296,805	3,629,468	-	-	-	-	-	-	-	3,629,468	-	-	-	-
Passed through from:																
Converge - JSU Family Planning Grant 2022-2023	93.217	DHHS-1FPHPA006550-01-00	-	51,895	-	-	51,895	-	-	-	-	-	-	-	-	-
University of New Mexico - Research on Healthcare Costs, Quality and Outcomes	93.226	3RJK7	-	663,491	-	-	-	-	-	-	-	663,491	-	-	-	-
Mississippi State Department of Health - Grants to States to Support Oral Health Workforce Activities	93.236	SG-1125	-	(112)	-	-	-	-	-	-	-	(112)	-	-	-	-
Substance Abuse and Mental Health Services Projects of Regional and National Significance	93.243		-	229,295	-	-	-	229,295	-	-	-	-	-	-	-	-
DHHS/Substance Abuse and Mental Health Services_Projects of Regional and National Sig	93.243		-	87,901	-	-	-	-	-	87,901	-	-	-	-	-	-
Substance Abuse and Mental Health Services_Projects of Regional and National Significance	93.243		-	17,783	-	-	-	-	-	-	-	17,783	-	-	-	-
Substance Abuse and Mental Health Services_Projects of Regional and National Significance	93.243		-	273,642	-	-	-	-	-	-	-	273,642	-	-	-	-
Substance Abuse and Mental Health Services_Projects of Regional and National Significance	93.243		-	219,679	-	-	-	-	-	-	-	219,679	-	-	-	-
Substance Abuse and Mental Health Services_Projects of Regional and National Significance	93.243		-	71,709	-	-	-	-	-	-	-	71,709	-	-	-	-
Passed through from:																
Mississippi Department of Mental Health - Substance Abuse and Mental Health Services Projects of Regional	93.243	6391-MGLS-03	-	2,872	-	-	-	2,872	-	-	-	-	-	-	-	-
Mississippi Department of Mental Health - U.S. Dept of Health and Human Services	93.243	9000-CYS-USM-01	-	(83,591)	-	-	-	-	-	-	-	-	(83,591)	-	-	-
Mississippi Department of Mental Health - U.S. Dept of Health and Human Services	93.243	8155-CYS-USM-22	-	392,656	-	-	-	-	-	-	-	-	392,656	-	-	-
Mississippi Division of Medicaid - U.S. Dept of Health and Human Services	93.243	8006683	-	125,261	-	-	-	-	-	-	-	-	125,261	-	-	-
Total ALN 93.243			-	1,337,207	-	-	-	232,167	-	-	87,901	582,813	434,326	-	-	-
Advanced Nursing Education Workforce Grant Program	93.247		-	631,580	-	-	-	-	-	-	-	-	631,580	-	-	-
Poison Center Support and Enhancement Grant Program	93.253		-	212,474	-	-	-	-	-	-	-	212,474	-	-	-	-
Occupational Safety and Health Program	93.262		-	40,374	-	-	-	40,374	-	-	-	-	-	-	-	-
Passed through from:																
The University of Alabama at Birmingham (UAB) - Occupational Safety and Health Program	93.262	000535051-SP006-SC005	-	13,703	-	-	-	13,703	-	-	-	-	-	-	-	-
The University of Alabama at Birmingham (UAB) - Occupational Safety and Health Program	93.262	000535051-SP006-SC004	-	10,741	-	-	-	10,741	-	-	-	-	-	-	-	-
Total ALN 93.262			-	64,818	-	-	-	64,818	-	-	-	-	-	-	-	-
Alcohol Research Programs	93.273		-	29,680	-	-	-	-	-	-	-	29,680	-	-	-	-
Drug-Free Communities Support Program Grants	93.276		-	144,228	-	-	-	144,228	-	-	-	-	-	-	-	-
Drug Abuse and Addiction Research Programs	93.279		-	436,657	-	-	-	-	-	-	-	436,657	-	-	-	-
Passed through from:																
University of Alabama at Birmingham - Obesity Health Disparities Research	93.307	000517032-SP002	-	3,284	-	-	3,284	-	-	-	-	-	-	-	-	-
Outreach Programs to Reduce the Prevalence of Obesity in High Risk Rural Areas	93.319		125,568	1,249,060	-	-	-	1,249,060	-	-	-	-	-	-	-	-
Passed through from:																

STATE OF MISSISSIPPI INSTITUTIONS OF HIGHER LEARNING
SCHEDULE OF EXPENDITURES OF FEDERAL AWARDS
YEAR ENDED JUNE 30, 2023

Federal Grantor/Pass-Through Grantor/Program or Cluster Title	Federal ALN number	Pass-through entity identifying number	Passed through to subrecipients	Total Federal Expenditures	Alcorn State University	Delta State University	Jackson State University	Mississippi State University	Mississippi University for Women	Mississippi Valley State University	University of Mississippi	University of Mississippi Medical Center	University of Southern Mississippi	IHL Executive Office	MCVS	University Press
Mississippi State Department of Health - Epidemiology and Laboratory Capacity for Infectious Diseases (ELC)	93.323	SG-2155	-	286,077	-	-	-	-	-	-	-	286,077	-	-	-	-
Nurse Education, Practice Quality and Retention Grants	93.359		-	482,573	-	-	-	-	-	-	-	482,573	-	-	-	-
Passed through from:																
MS Council on Developmental Disabilities - U.S. Dept of Health and Human Services	93.360	8007032.000	-	18,161	-	-	-	-	-	-	-	-	18,161	-	-	-
Carolinas Healthcare System - Sickle Cell Treatment Demonstration Program	93.365	3000301054 (A17-0142-S008)	-	9,914	-	-	-	-	-	-	-	9,914	-	-	-	-
University of Alabama at Birmingham - Sickle Cell Treatment Demonstration Program	93.365	000532208-SC008	-	53,538	-	-	-	-	-	-	-	53,538	-	-	-	-
Total ALN 93.365			-	63,452	-	-	-	-	-	-	-	63,452	-	-	-	-
Childrens Hospital of Philadelphia - Cancer Treatment Research	93.395	U10CA180886	-	25,253	-	-	-	-	-	-	-	25,253	-	-	-	-
Childrens Oncology Group - Cancer Treatment Research	93.395	AR10924	-	12,732	-	-	-	-	-	-	-	12,732	-	-	-	-
Gynecological Group Headquarters - Cancer Treatment Research	93.395	AWD-000454	-	136	-	-	-	-	-	-	-	136	-	-	-	-
National Cancer Institute - Cancer Treatment Research	93.395	R21CA229943	-	(2,890)	-	-	-	-	-	-	-	(2,890)	-	-	-	-
Oregon Health and Science University - Cancer Treatment Research	93.395	1013080_SWOG_UMiss	-	183	-	-	-	-	-	-	-	183	-	-	-	-
University of Texas Health Science Center at Houston - Cancer Treatment Research	93.395	AWD-000463	-	645	-	-	-	-	-	-	-	645	-	-	-	-
Total ALN 93.395			-	36,059	-	-	-	-	-	-	-	36,059	-	-	-	-
Assoc of Univ Centers on Disabilities - U.S. Dept of Health and Human Services	93.421	21-8814-22	-	64,352	-	-	-	-	-	-	-	-	64,352	-	-	-
Mississippi State Department of Health - U.S. Dept of Health and Human Services	93.426	SG-2524 R1	-	37,727	-	-	-	-	-	-	-	-	37,727	-	-	-
ACL National Institute on Disability, Independent Living, and Rehabilitation Research	93.433		-	839,262	-	-	-	839,262	-	-	-	-	-	-	-	-
Passed through from:																
Langston University - Solution-Focused Transl Research	93.433	LU5-17048-3	-	3,678	-	-	3,678	-	-	-	-	-	-	-	-	-
Syracuse University - U.S. Dept of Health and Human Services	93.433	32429-06043-S09	-	11,428	-	-	-	-	-	-	-	-	11,428	-	-	-
Total ALN 93.433			-	854,368	-	-	3,678	839,262	-	-	-	-	11,428	-	-	-
Mississippi Department of Human Services - U.S. Dept of Health and Human Services	93.434	6027019 - 6027030	-	882	-	-	-	-	-	-	-	-	882	-	-	-
Congressional Directives	93.493		-	508,384	-	-	-	508,384	-	-	-	-	-	-	-	-
Congressional Directives	93.493		-	691,316	-	-	-	691,316	-	-	-	-	-	-	-	-
Community Project Funding/Congressionally Directed Spending - Non-Construction	93.493		-	(7,703)	-	-	-	-	-	-	-	(7,703)	-	-	-	-
Community Project Funding/Congressionally Directed Spending - Non-Construction	93.493		-	375,483	-	-	-	-	-	-	-	375,483	-	-	-	-
Community Project Funding/Congressionally Directed Spending - Non-Construction	93.493		-	66,356	-	-	-	-	-	-	-	66,356	-	-	-	-
Community Project Funding/Congressionally Directed Spending - Non-Construction	93.493		-	165,768	-	-	-	-	-	-	-	165,768	-	-	-	-
Total ALN 93.493			-	1,799,604	-	-	-	1,199,700	-	-	-	599,904	-	-	-	-
Family to Family Health Information Centers	93.504		-	56,384	-	-	-	-	-	-	-	-	56,384	-	-	-
Passed through from:																
Mississippi Department of Human Services - Temporary Assistance for Needy Families (TANF)	93.558	TANF 2021	-	333,477	-	-	-	-	-	-	-	-	-	333,477	-	-
Mississippi Department of Human Services - Temporary Assistance for Needy Families (TANF)	93.558	2020 TANF YR22-23	-	1,015,922	-	-	-	-	-	-	-	-	-	1,015,922	-	-
Total ALN 93.558			-	1,349,399	-	-	-	-	-	-	-	-	-	1,349,399	-	-
CCDF Cluster:																
Passed through from:																
Mississippi Department of Human Services (MDHS) - Child Care and Development Block Grant	93.575	8200059390	-	893,080	-	-	-	893,080	-	-	-	-	-	-	-	-
DHHS/North Mississippi Education Consortium/Child Care and Development Block Grant	93.575	6023851,-852,-853	-	112,330	-	-	-	-	-	-	112,330	-	-	-	-	-
DHHS/State of Mississippi Department of Human Services/Child Care and Development Block Grant	93.575	350110592A	-	84,697	-	-	-	-	-	-	84,697	-	-	-	-	-
DHHS/North Mississippi Education Consortium/Child Care and Development Block Grant	93.575	UM 10.01.22	-	24,169	-	-	-	-	-	-	24,169	-	-	-	-	-
Mississippi Department of Human Services - U.S. Dept of Health and Human Services	93.575	6022902 / 6022903	-	111,721	-	-	-	-	-	-	-	-	111,721	-	-	-
Mississippi Department of Human Services - U.S. Dept of Health and Human Services	93.575	6022888 & 6022892	-	370,556	-	-	-	-	-	-	-	-	370,556	-	-	-
Mississippi Department of Human Services - U.S. Dept of Health and Human Services	93.575	6025879, 6025920, 6025921	-	1,240,066	-	-	-	-	-	-	-	-	1,240,066	-	-	-
Mississippi Department of Human Services - U.S. Dept of Health and Human Services	93.575	6025922, 6025923 & 602592	-	338,825	-	-	-	-	-	-	-	-	338,825	-	-	-
Total CCDF Cluster			-	3,175,444	-	-	-	893,080	-	-	221,196	-	2,061,168	-	-	-
Services to Victims of a Severe From of Trafficking	93.598		-	227,966	-	-	-	-	-	-	-	-	227,966	-	-	-
Head Start Cluster:																
Head Start	93.600		2,179,991	5,699,626	-	-	-	5,410,323	-	289,303	-	-	-	-	-	-
Total Head Start Cluster			2,179,991	5,699,626	-	-	-	5,410,323	-	289,303	-	-	-	-	-	-
Passed through from:																
MS Council on Developmental Disabilities - U.S. Dept of Health and Human Services	93.630	4739-DD21-EM	-	9,613	-	-	-	-	-	-	-	-	9,613	-	-	-
MS Council on Developmental Disabilities - U.S. Dept of Health and Human Services	93.630	4021-SCPH-EM	-	17,139	-	-	-	-	-	-	-	-	17,139	-	-	-
MS Council on Developmental Disabilities - U.S. Dept of Health and Human Services	93.630	8006982.000	-	69,563	-	-	-	-	-	-	-	-	69,563	-	-	-
MS Council on Developmental Disabilities - U.S. Dept of Health and Human Services	93.630	8007031.000	-	19,708	-	-	-	-	-	-	-	-	19,708	-	-	-
MS Council on Developmental Disabilities - U.S. Dept of Health and Human Services	93.630	4742-DD22-ED	-	2,745	-	-	-	-	-	-	-	-	2,745	-	-	-
MS Council on Developmental Disabilities - U.S. Dept of Health and Human Services	93.630	47436-DD22-CS	-	21,777	-	-	-	-	-	-	-	-	21,777	-	-	-
MS Council on Developmental Disabilities - U.S. Dept of Health and Human Services	93.630	4705-DD21-ED	-	913	-	-	-	-	-	-	-	-	913	-	-	-
Total ALN 93.630			-	141,458	-	-	-	-	-	-	-	-	141,458	-	-	-
Mississippi State Department of Health - U.S. Dept of Health and Human Services	93.631	SG 324 R5	-	400	-	-	-	-	-	-	-	-	400	-	-	-
University Centers for Excellence in Developmental Disabilities Education, Research, and Service	93.632		-	(1,346)	-	-	-	-	-	-	-	-	(1,346)	-	-	-
COVID-19 University Centers for Excellence in Developmental Disabilities Education, Research, and Service	93.632		-	11,221	-	-	-	-	-	-	-	-	11,221	-	-	-
University Centers for Excellence in Developmental Disabilities Education, Research, and Service	93.632		-	1,237	-	-	-	-	-	-	-	-	1,237	-	-	-
Passed through from:																
Administration for Community Living - U.S. Dept of Health and Human Services	93.632	90UCPH0007-01-00	-	12,992	-	-	-	-	-	-	-	-	12,992	-	-	-
Administration for Community Living - U.S. Dept of Health and Human Services	93.632	90DDUC0104-01-00	-	465,906	-	-	-	-	-	-	-	-	465,906	-	-	-
Total ALN 93.632			-	490,010	-	-	-	-	-	-	-	-	490,010	-	-	-
DHHS/Children's Advocacy Centers of Mississippi/Social Services Research and Demonstration	93.647	CACM-CAST-22-005	-	38,559	-	-	-	-	-	-	38,559	-	-	-	-	-
Children's Advocacy Center of MS - U.S. Dept of Health and Human Services	93.647	8007047.000	-	29,692	-	-	-	-	-	-	-	-	29,692	-	-	-
Total ALN 93.647			-	68,251	-	-	-	-	-	-	38,559	-	29,692	-	-	-
Medical Student Education Program	93.680		-	4,558,549	-	-	-	-	-	-	-	4,558,549	-	-	-	-
Mental and Behavioral Health Education and Training Grants	93.732		-	306,903	-	-	-	-	-	-	-	306,903	-	-	-	-
Mental and Behavioral Health Education and Training Grants	93.732		119,215	924,393	-	-	-	-	-	-	-	924,393	-	-	-	-
Mental and Behavioral Health Education and Training Grants	93.732		-	194,739	-	-	-	-	-	-	-	-	194,739	-	-	-
Total ALN 93.732			119,215	1,426,035	-	-	-	-	-	-	-	1,231,296	194,739	-	-	-
Medicaid Cluster:																
Passed through from:																
Mississippi Division of Medicaid - U.S. Dept of Health and Human Services	93.778	8200067028	-	102,938	-	-	-	-	-	-	-	-	102,938	-	-	-
Total Medicaid Cluster			-	102,938	-	-	-	-	-	-	-	-	102,938	-	-	-
Opioid STR	93.788		-	487,363	-	-	-	487,363	-	-	-	-	-	-	-	-
Passed through from:																
Mississippi Department of Mental Health - Opioid STR	93.788	SOR37D33	-	13,959	-	-	-	13,959	-	-	-	-	-	-	-	-
Total ALN 93.788			-	501,322	-	-	-	501,322	-	-	-	-	-	-	-	-
My Brothers Keeper - Capacity Building Assistance (CBA) for High-Impact HIV Prevention	93.834	CDC-RFA-PS19-1904	-	14,328	-	-	-	-	-	-	-	14,328	-	-	-	-
Cell Penetrating Peptide-Modified Autologous Exosomesexosomes	93.859		-	60,038	-	-	-	-	-	60,038	-	-	-	-	-	-
Passed through from:																
Olive View University of California Los Angeles Education and Research Institute - Emerging Infections Sentinel Networks	93.860	#BFD-BJI-19-001	-	578	-	-	-	-	-	-	-	578	-	-	-	-
Olive View University of California Los Angeles Education and Research Institute - Emerging Infections Sentinel Networks	93.860	#22-04	-	742	-	-	-	-	-	-	-	742	-	-	-	-
University of California Los Angeles - Emerging Infections Sentinel Networks	93.860	1535 G LA256	-	8,406	-	-	-	-	-	-	-	8,406	-	-	-	-
Total ALN 93.860			-	9,726	-	-	-	-	-	-	-	9,726	-	-	-	-
Grants for Primary Care Training and Enhancement	93.884		-	233,447	-	-	-	-	-	-	-	233,447	-	-	-	-
National Bioterrorism Hospital Preparedness Program	93.889		-	385,427	-	-	-	-	-	-	-	385,427	-	-	-	-
Passed through from:																
Mississippi State Department of Health - National Bioterrorism Hospital Preparedness Program	93.889	LOCK-IT-100	-	44,106	-	-	-	-	-	-	-	44,106	-	-	-	-
Mississippi State Department of Health - National Bioterrorism Hospital Preparedness Program	93.889	UMMC Base (SG-320)	-	63,301	-	-	-	-	-	-	-	63,301	-	-	-	-

STATE OF MISSISSIPPI INSTITUTIONS OF HIGHER LEARNING
SCHEDULE OF EXPENDITURES OF FEDERAL AWARDS
YEAR ENDED JUNE 30, 2023

Federal Grantor/Pass-Through Grantor/Program or Cluster Title	Federal ALN number	Pass-through entity identifying number	Passed through to subrecipients	Total Federal Expenditures	Alcorn State University	Delta State University	Jackson State University	Mississippi State University	Mississippi University for Women	Mississippi Valley State University	University of Mississippi	University of Mississippi Medical Center	University of Southern Mississippi	IHL Executive Office	MCVS	University Press
Total ALN 93.889			-	492,834	-	-	-	-	-	-	-	492,834	-	-	-	-
Cancer Prevention and Control Programs for State, Territorial and Tribal Organizations	93.898		-	9,218	-	-	-	-	-	-	-	9,218	-	-	-	-
Cancer Prevention and Control Programs for State, Territorial and Tribal Organizations	93.898		-	780,969	-	-	-	-	-	-	-	780,969	-	-	-	-
Total ALN 93.898			-	790,187	-	-	-	-	-	-	-	790,187	-	-	-	-
Rural Health Care Services Outreach, Health Network Development and Small Health Care Provider	93.912		-	7,894	-	-	-	-	-	-	-	7,894	-	-	-	-
Rural Health Care Services Outreach, Health Network Development and Small Health Care Provider	93.912		-	203,194	-	-	-	-	-	-	-	203,194	-	-	-	-
Total ALN 93.912			-	211,088	-	-	-	-	-	-	-	211,088	-	-	-	-
Passed through from:																
AIDS United - HIV Emergency Relief Project Grants	93.914	AWD-000419	-	(64)	-	-	-	-	-	-	-	(64)	-	-	-	-
Mississippi State Department of Health - HIV Care Formula Grants	93.917	X07HA00036	-	1,347	-	-	-	-	-	-	-	1,347	-	-	-	-
Mississippi State Department of Health - HIV Care Formula Grants	93.917	SG-475	-	278,397	-	-	-	-	-	-	-	278,397	-	-	-	-
Total ALN 93.917			-	279,744	-	-	-	-	-	-	-	279,744	-	-	-	-
Grants to Provide Outpatient Early Intervention Services with Respect to HIV Disease	93.918		-	527,199	-	-	-	-	-	-	-	527,199	-	-	-	-
Grants to Provide Outpatient Early Intervention Services with Respect to HIV Disease	93.918		-	(1,815)	-	-	-	-	-	-	-	(1,815)	-	-	-	-
Grants to Provide Outpatient Early Intervention Services with Respect to HIV Disease	93.918		-	829	-	-	-	-	-	-	-	829	-	-	-	-
Grants to Provide Outpatient Early Intervention Services with Respect to HIV Disease	93.918		-	34,013	-	-	-	-	-	-	-	34,013	-	-	-	-
Total ALN 93.918			-	560,226	-	-	-	-	-	-	-	560,226	-	-	-	-
Ryan White HIV/AIDS Dental Reimbursement and Community Based Dental Partnership Grants	93.924		-	267,757	-	-	-	-	-	-	-	267,757	-	-	-	-
Passed through from:																
Mississippi State Department of Health - Cooperative Agreements to Support State-Based Safe Motherhood and Infant Health	93.946	92-882-4473	-	186	-	-	-	-	-	-	-	186	-	-	-	-
Connecticut Dept. of Mental Health and Addiction Services - Block Grants for Prevention and Treatment of Substance Abuse	93.959	MHAM1-0000077329	-	68,876	-	-	-	68,876	-	-	-	-	-	-	-	-
State of Mississippi Department of Health - Maternal and Child Health Services Block Grant to the States	93.994	SG-2548	-	10,696	-	-	-	-	-	-	10,696	-	-	-	-	-
Mississippi State Department of Health - To Educate Pediatricians: 2014 NHLBI Guidelines for Sickle Cell Disease	93.994	B04MC29317	-	462	-	-	-	-	-	-	-	462	-	-	-	-
Mississippi State Department of Health - Maternal and Child Health Services Block Grant to the States	93.994	AWD-000681	-	(136)	-	-	-	-	-	-	-	(136)	-	-	-	-
Mississippi State Department of Health - Maternal and Child Health Services Block Grant to the States	93.994	AWD-000701	-	49	-	-	-	-	-	-	-	49	-	-	-	-
Mississippi State Department of Health - Pediatric Neurology Epilepsy - Case Management	93.994	92-882-4473	-	66	-	-	-	-	-	-	-	66	-	-	-	-
Mississippi State Department of Health - Maternal and Child Health Services Block Grant to the States	93.994	AWD-000720	-	(740)	-	-	-	-	-	-	-	(740)	-	-	-	-
Mississippi State Department of Health - Maternal and Child Health Services Block Grant to the States	93.994	SG743	-	(3,172)	-	-	-	-	-	-	-	(3,172)	-	-	-	-
Mississippi State Department of Health - MSPQC Project Consultant	93.994	SG-1188	-	86	-	-	-	-	-	-	-	86	-	-	-	-
Mississippi State Department of Health - Pediatric Adolescent Asthma Case Management	93.994	SG-1030 R4	-	69,553	-	-	-	-	-	-	-	69,553	-	-	-	-
Mississippi State Department of Health - UMMC Cardiac Case Management	93.994	SG 1012 R4	-	46,122	-	-	-	-	-	-	-	46,122	-	-	-	-
Mississippi State Department of Health - Sickle Cell Disease Provider Education and Pediatric/Adolescent Case Management Services	93.994	SG-398 (R5)	-	104,833	-	-	-	-	-	-	-	104,833	-	-	-	-
Mississippi State Department of Health - University of Mississippi Medical Center Pediatric Neurology Case Management Services	93.994	SG-985 R4	-	45,104	-	-	-	-	-	-	-	45,104	-	-	-	-
Mississippi State Department of Health - Pediatrics Diabetes Case Management	93.994	SG 1051	-	90,129	-	-	-	-	-	-	-	90,129	-	-	-	-
Total ALN 93.994			-	363,052	-	-	-	-	-	-	10,696	352,356	-	-	-	-
Total U.S. Department of Health and Human Services			2,759,079	38,652,755	-	-	249,584	10,841,289	-	464,657	358,352	20,776,835	4,612,639	1,349,399	-	-
Corporation for Community and National Service:																
State Commissions	94.003		-	330,152	-	-	-	-	-	-	-	-	-	-	330,152	-
Americorps	94.006		2,610,624	2,661,415	-	-	-	-	-	-	50,791	-	-	-	2,610,624	-
Passed through from:																
Jumpstart for Young Children, Inc - AmeriCorps	94.006	CFDA94.006JSSITE#233	-	102,861	-	-	-	-	-	-	102,861	-	-	-	-	-
Total ALN 94.006			2,610,624	2,764,276	-	-	-	-	-	-	153,652	-	-	-	2,610,624	-
Commission Investment Fund	94.009		-	175,439	-	-	-	-	-	-	-	-	-	-	175,439	-
Volunteers in Service to America	94.013		-	67,319	-	-	-	-	-	-	67,319	-	-	-	-	-
Volunteer Generation Fund	94.021		-	35,776	-	-	-	-	-	-	35,776	-	-	-	-	-
AmeriCorps National Service and Civic Engagement Research Competition 94.026	94.026		-	5,204	-	-	-	5,204	-	-	-	-	-	-	-	-
Cancer Detection and Diagnosis Research	94.493		-	32,014	-	-	-	-	-	-	-	-	32,014	-	-	-
Total Corporation for Community and National Service			2,610,624	3,410,180	-	-	-	5,204	-	-	256,747	-	-	-	3,116,215	-
U.S. Department of Homeland Security:																
State and Local Homeland Security National Training Program	97.005		24,645	200,042	-	-	-	200,042	-	-	-	-	-	-	-	-
Passed through from:																
Texas A & M - U.S. Department of Homeland Security	97.005	44-100200	-	565,575	-	-	-	-	-	-	-	-	565,575	-	-	-
Texas Engineering Extension Service - U.S. Department of Homeland Security	97.005	44-100219	-	2,182,677	-	-	-	-	-	-	-	-	2,182,677	-	-	-
Total ALN 97.005			24,645	2,948,294	-	-	-	200,042	-	-	-	-	2,748,252	-	-	-
United Way of North Central Mississippi - Emergency Food and Shelter National Board Program	97.024	LRO 519600-012	-	1,314	-	-	-	1,314	-	-	-	-	-	-	-	-
State of Mississippi Emergency Management Agency - Disaster Grants - Public Assistance (Presidentially Declared Disasters)	97.036	FEMA-4598-DR-MS	-	13,824	-	-	-	-	-	-	13,824	-	-	-	-	-
MS Emergency Management Agency - U.S. Department of Homeland Security	97.036	FEMA	-	128,673	-	-	-	-	-	-	-	-	128,673	-	-	-
Total ALN 97.036			-	142,497	-	-	-	-	-	-	13,824	-	-	-	-	-
Rural Emergency Medical Communications Demonstration Project	97.120		-	1,335,357	-	-	-	-	-	-	-	1,335,357	-	-	-	-
Financial Assistance for Targeted Violence and Terrorism Prevention	97.132		-	25,362	25,362	-	-	-	-	-	-	-	-	-	-	-
Total U.S. Department of Homeland Security			24,645	4,452,824	25,362	-	-	201,356	-	-	13,824	1,335,357	2,876,925	-	-	-
U.S. Agency for International Development:																
Passed through from:																
American Councils for International Education - Central Asia University Partnerships Program	98.U53	SUZ800-18-CA-0001	-	(3,051)	-	-	-	(3,051)	-	-	-	-	-	-	-	-
University of Georgia - USAID Foreign Assistance for Programs Overseas	98.001	SUB00002651	-	13,231	13,231	-	-	-	-	-	-	-	-	-	-	-
Family Health International (FHI 360) - USAID Foreign Assistance for Programs Overseas	98.001	PO21001031	-	24,586	-	-	-	24,586	-	-	-	-	-	-	-	-
Research Triangle Institute (RTI) - USAID Foreign Assistance for Programs Overseas	98.001	1-330-0218268-66657L	-	456,418	-	-	-	456,418	-	-	-	-	-	-	-	-
Research Triangle Institute (RTI) - USAID Foreign Assistance for Programs Overseas	98.001	1-330-0217315-65809L	-	239,125	-	-	-	239,125	-	-	-	-	-	-	-	-
Total ALN 98.001			-	733,360	13,231	-	-	720,129	-	-	-	-	-	-	-	-
Total U.S. Agency for International Development			-	730,309	13,231	-	-	717,078	-	-	-	-	-	-	-	-
Total Other Federal Programs (including ARRA)			13,354,364	232,825,645	23,970,044	4,224,797	39,451,893	60,797,864	5,888,741	19,990,461	28,239,157	28,877,143	16,931,003	1,300,573	3,116,215	37,754
Total Expenditures of Federal Awards			\$ 67,005,243	\$ 1,123,064,204	64,974,627	26,210,154	133,655,048	350,717,504	21,309,241	36,630,818	187,747,405	119,038,552	178,326,313	1,300,573	3,116,215	37,754

STATE OF MISSISSIPPI INSTITUTIONS OF HIGHER LEARNING
NOTES TO SCHEDULE OF EXPENDITURES OF FEDERAL AWARDS
JUNE 30, 2023

NOTE 1 BASIS OF PRESENTATION

The accompanying Schedule of Expenditures of Federal Awards (the schedule) presents the activity of all federal financial assistance programs administered by the State of Mississippi Institutions of Higher Learning (the IHL System) for the year ended June 30, 2023. Federal financial assistance received directly from federal agencies as well as federal financial assistance passed through other government agencies is included in the schedule. Federal programs included in the schedule are accounted for using the economic resources measurement focus and the accrual basis of accounting, which is described in Note 1 to the IHL System's financial statements. The information in this schedule is presented in accordance with the requirements of Title 2 *U.S. Code of Federal Regulations* Part 200, *Uniform Administrative Requirements, Cost Principles, and Audit Requirements for Federal Awards* (Uniform Guidance).

The schedule was prepared using the same basis of accounting and significant accounting policies, as applicable, used by the IHL System in the preparation of its financial statements with the following exceptions:

- For purposes of the schedule, loans advanced from the Federal Perkins Loan Program (ALN #84.038) are presented as federal expenditures. These loans are not reported as expenditures on the IHL System's financial statements, but as an increase in notes receivable. The outstanding loan balances and the allowance for uncollectible amounts for the loan programs at June 30, 2023, are presented in Note 4 to the financial statements.
- For purposes of this schedule, loans made to students under the Federal Direct Student Loan Program (ALN #84.268) are presented as federal expenditures. Loans advanced to students on an annual basis are included in the IHL Systems' statement of cash flows but the subsequent loan activity is not reported by the IHL System.

Expenditures are recognized following the cost principles contained in the Uniform Guidance for all awards with the exception of Assistance Listing 21.019, which follows criteria determined by the Department of Treasury for allowability of costs. Under these principles, certain types of expenditures are not allowable or are limited as to reimbursement.

NOTE 2 SUMMARY OF SIGNIFICANT ACCOUNTING POLICIES

- A. Pass-through entity identifying numbers are presented where available.
- B. The IHL System charges indirect costs based on a negotiated agreement and has not elected to use the 10% de minimis indirect cost rate as outlined in the Uniform Guidance.

**STATE OF MISSISSIPPI INSTITUTIONS OF HIGHER LEARNING
NOTES TO SCHEDULE OF EXPENDITURES OF FEDERAL AWARDS
JUNE 30, 2023**

NOTE 3 GRANTORS' RIGHT TO AUDIT

Expenditures related to federal grants and contracts are subject to adjustment based upon review by the granting agencies. Amounts of expenditures that granting agencies might disallow cannot be determined at this time. These amounts affect government grants and contract revenue as well as facilities and administrative cost recovery. The IHL System would not expect these costs to influence its financial position or the schedule significantly.

NOTE 4 STUDENT LOAN PROGRAMS

During the year ended June 30, 2023, the IHL System processed the following amount of new loans under the Federal Direct Lending Program.

ALN Number	Program Name	Loan Expenditures
84.268	Federal Direct Lending	\$433,237,007

In addition, the IHL System administers a series of loan programs as part of the Student Financial Assistance Cluster program. Loan balances subject to continuing compliance requirements during the year ended June 30, 2023 under the Federal Perkins Loan (Perkins), Health Professions Student Loans (HPSL) and Nursing Faculty Loan (NFLP) programs were as follows:

	<u>Perkins (84.038)</u>	<u>HPSL (93.342)</u>	<u>NFLP (93.264)</u>
Beginning loan balances	\$ 26,728,332	\$ 2,466,309	\$ 1,270,057
New loans issued	-	490,000	9,000
Federal capital contributions	-	-	-
Administrative cost allowance	-	-	-
Total	\$ 26,728,332	\$ 2,956,309	\$ 1,279,057
Outstanding loan balances	\$ 19,570,940	\$ 2,658,948	\$ 1,195,470

**STATE OF MISSISSIPPI INSTITUTIONS OF HIGHER LEARNING
SCHEDULE OF FINDINGS AND QUESTIONED COSTS
YEAR ENDED JUNE 30, 2023**

Section I – Summary of Auditors’ Results

Financial Statements:

Type of auditors’ report issued: Unmodified

Internal control over financial reporting:

Material weakness(es) identified?	___	Yes	<u>X</u>	No
Significant deficiency(ies) identified that are not considered to be material weaknesses?	___	Yes	<u>X</u>	None reported
Noncompliance material to financial statements noted?	___	Yes	<u>X</u>	No

Federal Awards:

Internal control over major programs:

Material weakness(es) identified?	<u>X</u>	Yes	___	No
Significant deficiency(ies) identified that are not considered to be material weaknesses?	<u>X</u>	Yes	___	None reported

Type of auditors’ report issued on compliance for major programs: Unmodified

Any audit findings disclosed that are required to be reported in accordance with Uniform Administrative Requirements, <i>Cost Principles</i> , and <i>Audit Requirements for Federal Awards</i> (Uniform Guidance)?	<u>X</u>	Yes	___	No
---	----------	-----	-----	----

Identification of Major Programs:

Name of Federal Program or Cluster	ALN Number(s)
COVID-19 Education Stabilization Fund	84.425 C, D, E, F, J, P, U
Student Financial Assistance Cluster	84.007, 84.033, 84.038, 84.063, 84.268, 84.379, 84.408, 93.342, 93.264
Research & Development Cluster	Various
Head Start	93.600
Telehealth Network Grant Program	93.211
Value-Based Medical Student Education Training Program	93.680

Dollar threshold used to distinguish between type A and type B programs	<u>\$3,369,193</u>
---	--------------------

Auditee qualified as low-risk auditee?	___	Yes	<u>X</u>	No
--	-----	-----	----------	----

**STATE OF MISSISSIPPI INSTITUTIONS OF HIGHER LEARNING
SCHEDULE OF FINDINGS AND QUESTIONED COSTS
YEAR ENDED JUNE 30, 2023**

Section II – Financial Statement Findings

Our audit did not disclose any matters required to be reported in accordance with *Government Auditing Standards*.

**STATE OF MISSISSIPPI INSTITUTIONS OF HIGHER LEARNING
SCHEDULE OF FINDINGS AND QUESTIONED COSTS
YEAR ENDED JUNE 30, 2023**

Section III – Findings and Questioned Costs – Major Federal Programs

2023-001: SEFA Reporting – R&D Classification

Federal Agency:	Department of Health and Human Services
Federal Program Title:	Medical Student Education Program, Prevention of Disease, Disability, and Death by Infection Diseases, and Postdoctoral Training in General Dentistry
Assistance Listing Number:	93.680, 93.084, 93.059
Award Number and Year:	T99HP39200 (July 1, 2020 – June 30, 2024), NU2GGH002319 (September 30, 2020 – September 29, 2024), D88HP375559200 (July 1, 2020 – June 30, 2024)
Award Period:	July 1, 2022 – June 30, 2023
Type of Finding:	Material Weakness in Internal Control Over Compliance, Other Matters
Applicable Institution(s):	University of Mississippi Medical Center (UMMC)

Criteria or Specific Requirement:

Internal Control – Per 2 CFR section 200.303(a), a non-Federal entity must: Establish and maintain effective internal control over the Federal award that provides reasonable assurance that the non-Federal entity is managing the Federal award in compliance with Federal statutes, regulations, and the terms and conditions of the Federal award. These internal controls should be in compliance with guidance in “Standards for Internal Control in the Federal Government” issued by the Comptroller General of the United States or the “Internal Control Integrated Framework”, issued by the Committee of Sponsoring Organizations of the Treadway Commission (COSO).

Compliance – 2 CFR, Part 200 – Uniform Administrative Requirements, Cost Principles, and Audit Requirements for Federal Awards, Subpart F, §200.510(b) requires that auditees prepare a schedule of expenditures of Federal awards for the period covered by the auditee's financial statements which must include the total Federal awards expended as determined in accordance with §200.502.

Condition: The Schedule of Expenditures of Federal Awards (SEFA) contained errors and incorrect information which affected the major program determination.

Questioned Costs: None noted as the reporting requirement does not affect the allowability of costs and/or activities.

Context: The following SEFA errors were noted:

- Amounts provided by UMMC incorrectly reported \$4,558,549 in the Research & Development Cluster that should have been classified as expenditures for the Medical Student Education program (Assistance Listing 93.680).
- Amounts provided by UMMC incorrectly reported \$622,758 in the Research & Development Cluster that should have been classified as expenditures for the Prevention of Disease, Disability, and Death by Infection Diseases Program (Assistance Listing 93.084).
- Amounts provided by UMMC incorrectly reported \$383,695 in the Research & Development Cluster that should have been classified as expenditures for the Postdoctoral Training in General Dentistry Program (Assistance Listing 93.059).

Cause: Awards were incorrectly coded as Research & Development during the award set-up process.

Effect: The SEFA was not prepared in accordance with OMB requirements which affects the major program risk assessment.

Repeat Finding: 2022-002

**STATE OF MISSISSIPPI INSTITUTIONS OF HIGHER LEARNING
SCHEDULE OF FINDINGS AND QUESTIONED COSTS
YEAR ENDED JUNE 30, 2023**

Recommendation: We recommend the institution review and revise its current reporting procedures and review requirements to ensure that federal expenditures are properly identified and classified.

Views of Responsible Officials: There is no disagreement with the audit finding.

**STATE OF MISSISSIPPI INSTITUTIONS OF HIGHER LEARNING
SCHEDULE OF FINDINGS AND QUESTIONED COSTS
YEAR ENDED JUNE 30, 2023**

2023-002: SEFA Reporting- Incorrect Assistance Listing Numbers, Non-Federal Amounts on SEFA

Federal Agency:	Department of Education
Federal Program Title:	Title I, Special Education Grants to States, Career and Technical Education
Assistance Listing Number:	84.010, 84.027, 84.048
Award Number and Year:	VS010A0180024 (July 1, 2020 – June 30, 2023), H027A190108 (July 1, 2020 – June 30, 2023), V048A190024 (July 1, 2020 – June 30, 2023)
Award Period:	July 1, 2022 – June 30, 2023
Type of Finding:	Material Weakness in Internal Control Over Compliance, Other Matters
Applicable Institution(s):	Mississippi State University (MSU)

Criteria or Specific Requirement:

Internal Control – Per 2 CFR section 200.303(a), a non-Federal entity must: Establish and maintain effective internal control over the Federal award that provides reasonable assurance that the non-Federal entity is managing the Federal award in compliance with Federal statutes, regulations, and the terms and conditions of the Federal award. These internal controls should be in compliance with guidance in “Standards for Internal Control in the Federal Government” issued by the Comptroller General of the United States or the “Internal Control Integrated Framework”, issued by the Committee of Sponsoring Organizations of the Treadway Commission (COSO).

Compliance – 2 CFR, Part 200 – Uniform Administrative Requirements, Cost Principles, and Audit Requirements for Federal Awards, Subpart F, §200.510(b) requires that auditees prepare a schedule of expenditures of Federal awards for the period covered by the auditee's financial statements which must include the total Federal awards expended as determined in accordance with §200.502.

Condition:

The Schedule of Expenditures of Federal Awards (SEFA) contained errors and incorrect information which affected the major program determination.

Questioned Costs: None noted as the reporting requirement does not affect the allowability of costs and/or activities.

Context:

The following SEFA errors were noted:

- Amounts provided by MSU incorrectly reported \$371,067 in the Title I Program (Assistance Listing 84.010) that should have been reported in Special Education Grants to States (Assistance Listing Number 84.027).
- Amounts provided by MSU incorrectly reported \$902,101 in the Title I Program (Assistance Listing 84.010) that should have been reported in Career and Technical Education (Assistance Listing Number 84.048).
- Amounts provided by MSU incorrectly reported \$2,011,409 in the Title I Program (Assistance Listing 84.010) that were State Grants and not reportable on the SEFA.

Cause: Mississippi State University did not have a process in place for awards that includes multiple ALNs and sources of funding.

Effect: The SEFA was not prepared in accordance with OMB requirements which affects the major program risk assessment.

Repeat Finding: 2022-002

**STATE OF MISSISSIPPI INSTITUTIONS OF HIGHER LEARNING
SCHEDULE OF FINDINGS AND QUESTIONED COSTS
YEAR ENDED JUNE 30, 2023**

Recommendation: We recommend the institution review and revise its current reporting procedures and review requirements to ensure that federal expenditures are properly identified and classified.

Views of Responsible Officials: There is no disagreement with the audit finding.

**STATE OF MISSISSIPPI INSTITUTIONS OF HIGHER LEARNING
SCHEDULE OF FINDINGS AND QUESTIONED COSTS
YEAR ENDED JUNE 30, 2023**

2023-003: SEFA Reporting –Expenditures Recorded in the Incorrect Period

Federal Agency:	Department of Health and Human Services
Federal Program Title:	Telehealth Center of Excellence
Assistance Listing Number:	93.211
Award Number and Year:	U6631459 (September 1, 2021 – September 29, 2026)
Award Period:	July 1, 2022 – June 30, 2023
Type of Finding:	Significant Deficiency in Internal Control Over Compliance, Other Matters
Applicable Institution(s):	University of Mississippi Medical Center (UMMC)

Criteria or Specific Requirement:

Internal Control – Per 2 CFR section 200.303(a), a non-Federal entity must: Establish and maintain effective internal control over the Federal award that provides reasonable assurance that the non-Federal entity is managing the Federal award in compliance with Federal statutes, regulations, and the terms and conditions of the Federal award. These internal controls should be in compliance with guidance in “Standards for Internal Control in the Federal Government” issued by the Comptroller General of the United States or the “Internal Control Integrated Framework”, issued by the Committee of Sponsoring Organizations of the Treadway Commission (COSO).

Compliance – 2 CFR, Part 200 – Uniform Administrative Requirements, Cost Principles, and Audit Requirements for Federal Awards, Subpart F, §200.510(b) requires that auditees prepare a schedule of expenditures of Federal awards for the period covered by the auditee's financial statements which must include the total Federal awards expended as determined in accordance with §200.502.

Condition: Schedule of Expenditures of Federal Awards (SEFA) contained salary expenses of \$1,175 that were not allowable and should have been removed from the SEFA.

Questioned Costs: None.

Context: For 1 out of 60 payroll expenditures selected for testing, the amount was not allowable and should not have been charged to the grant.

Cause: Transfer of project expenditures occurred late and resulted in effort not being certified for salary amount in question. As a result, the salary was not reported to the sponsor via an invoice or financial report. However, the department did not remove the salary expenditure from the project in a timely manner.

Effect: The SEFA does not reflect the accurate amount of federal expenditures for the year.

Repeat Finding: 2022-002

Recommendation: We recommend the institutions review and revise its current reporting procedures and review requirements to ensure that federal expenditures are properly identified, recorded, and classified in the accurate year.

Views of Responsible Officials: There is no disagreement with the audit finding.

**STATE OF MISSISSIPPI INSTITUTIONS OF HIGHER LEARNING
SCHEDULE OF FINDINGS AND QUESTIONED COSTS
YEAR ENDED JUNE 30, 2023**

2023-004: Procurement

Federal Agency:	Department of Education, United States Department of Agriculture, Federal Aviation Administration
Federal Program Title:	GEAR UP Mississippi, Improving Efficiency in Catfish Aquaculture, ASSURE
Assistance Listing Number:	84.334, 10.001, 20.109
Award Number and Year:	P334S190003 (August 23, 2019 – August 22, 2026), 58-6066-0-031 (April 1, 2020 – March 31, 2025), 15-C-UAS-MSU-A (May 8, 2015 – May 7, 2025)
Award Period:	July 1, 2022 – June 30, 2023
Type of Finding:	Significant Deficiency in Internal Control Over Compliance, Other Matters
Applicable Institution(s):	Mississippi State University (MSU)

Criteria or Specific Requirement:

Internal Control – Per 2 CFR section 200.303(a), a non-Federal entity must: Establish and maintain effective internal control over the Federal award that provides reasonable assurance that the non-Federal entity is managing the Federal award in compliance with Federal statutes, regulations, and the terms and conditions of the Federal award. These internal controls should be in compliance with guidance in “Standards for Internal Control in the Federal Government” issued by the Comptroller General of the United States or the “Internal Control Integrated Framework”, issued by the Committee of Sponsoring Organizations of the Treadway Commission (COSO).

Compliance – Per 2 CFR 200.320: Non-Federal entities may establish a threshold higher than the micro-purchase threshold identified in the FAR in accordance with the requirements of this section. The non-Federal entity may self-certify a threshold up to \$50,000 on an annual basis and must maintain documentation to be made available to the Federal awarding agency and auditors in accordance with § 200.334. The self-certification must include a justification, clear identification of the threshold, and supporting documentation of any of the following:

- (A) A qualification as a low-risk auditee, in accordance with the criteria in § 200.520 for the most recent audit;
- (B) An annual internal institutional risk assessment to identify, mitigate, and manage financial risks; or,
- (C) For public institutions, a higher threshold consistent with State law.

Micro-purchase thresholds higher than \$50,000 must be approved by the cognizant agency for indirect costs. The non-federal entity must submit a request with the requirements included in paragraph (a)(1)(iv) of this section. The increased threshold is valid until there is a change in status in which the justification was approved.

Condition: MSU established a micro-purchase threshold of \$75,000 for contracted services and was not able to provide documentation to support this threshold.

Questioned Costs: None.

Context: For 3 out of the 7 contracts tested, the dollar amount of the contract was above the Federally established Micro-Threshold of \$10,000, and price or rate quotations were not obtained providing for full and open competition.

Cause: Mississippi State University’s Procurement and Contracts Manual was updated in August 2022; however, the section addressing federal requirements was not properly addressed.

Effect: The institution procured services with a policy not meeting Federal requirements.

Repeat Finding: No

**STATE OF MISSISSIPPI INSTITUTIONS OF HIGHER LEARNING
SCHEDULE OF FINDINGS AND QUESTIONED COSTS
YEAR ENDED JUNE 30, 2023**

Recommendation: We recommend the institution review and revise their current procurement policy and review requirements to ensure that their policy is meeting Federal requirements.

Views of Responsible Officials: There is no disagreement with the audit finding.

**STATE OF MISSISSIPPI INSTITUTIONS OF HIGHER LEARNING
SCHEDULE OF FINDINGS AND QUESTIONED COSTS
YEAR ENDED JUNE 30, 2023**

2023-005: Indirect Costs

Federal Agency:	U.S. Department of Health and Human Services
Federal Program Title:	Value-Based Medical Student Education Training Program
Assistance Listing Number:	93.680
Award Number and Year:	T99HP39200 (July 1, 2020 – June 30, 2024)
Award Period:	July 1, 2022 – June 30, 2023
Type of Finding:	Significant Deficiency in Internal Control Over Compliance, Other Matters
Applicable Institution(s):	University of Mississippi Medical Center (UMMC)

Criteria or Specific Requirement:

Internal Control – Per 2 CFR section 200.303(a), a non-Federal entity must: Establish and maintain effective internal control over the Federal award that provides reasonable assurance that the non-Federal entity is managing the Federal award in compliance with Federal statutes, regulations, and the terms and conditions of the Federal award. These internal controls should be in compliance with guidance in “Standards for Internal Control in the Federal Government” issued by the Comptroller General of the United States or the “Internal Control Integrated Framework”, issued by the Committee of Sponsoring Organizations of the Treadway Commission (COSO).

Compliance – Per 2 CFR § 200.403, except where otherwise authorized by statute, costs must meet the following general criteria to be allowable under Federal awards: (a) Be necessary and reasonable for the performance of the Federal award to be allocable thereto under these principles. (b) Conform to any limitations or exclusions set forth in these principles or in the Federal award regarding types or amount of cost items. (c) Be consistent with policies and procedures that apply uniformly to both federally-financed and other activities of the non-Federal entity. (d) Be accorded consistent treatment. A cost may not be assigned to a Federal award as a direct cost if any other cost incurred for the same purpose in like circumstances has been allocated to the Federal award as an indirect cost. (e) Be determined in accordance with generally accepted accounting principles (GAAP), except for state and local governments and Indian tribes only, as otherwise provided for in this part. (f) Not be included as a cost or used to meet cost sharing or matching requirements of any other federally-financed program in either the current or a prior period. See also §200.306 Cost sharing or matching paragraph (b). (g) Be adequately documented. See also §§200.300 Statutory and national policy requirements through 200.309 Period of performance of this part.

Condition: Indirect cost expense was improperly calculated.

Questioned Costs: None

Context: This condition occurred for the one award in our population.

Cause: A transition to a new ERP system resulted in issues with calculating F&A according to our negotiated rate agreement. As a result, we recalculate F&A on each project when invoicing or reporting. This F&A entry was identified; however, it was not made timely.

Effect: Indirect costs may be incorrectly charged to the program.

Repeat Finding: No

Recommendation: We recommend the institution strengthen its internal controls to ensure that calculations are reviewed and adjusted for, if necessary, in a timely manner.

Views of Responsible Officials: There is no disagreement with the audit finding.

**STATE OF MISSISSIPPI INSTITUTIONS OF HIGHER LEARNING
SCHEDULE OF FINDINGS AND QUESTIONED COSTS
YEAR ENDED JUNE 30, 2023**

2023-006: Matching

Federal Agency:	U.S. Department of Health and Human Services
Federal Program Title:	Value-Based Medical Student Education Training Program
Assistance Listing Number:	93.680
Award Number and Year:	T99HP39200 (July 1, 2020 – June 30, 2024)
Award Period:	July 1, 2022 – June 30, 2023
Type of Finding:	Significant Deficiency in Internal Control Over Compliance
Applicable Institution(s):	University of Mississippi Medical Center (UMMC)

Criteria or Specific Requirement:

Internal Control – Per 2 CFR section 200.303(a), a non-Federal entity must: Establish and maintain effective internal control over the Federal award that provides reasonable assurance that the non-Federal entity is managing the Federal award in compliance with Federal statutes, regulations, and the terms and conditions of the Federal award. These internal controls should be in compliance with guidance in “Standards for Internal Control in the Federal Government” issued by the Comptroller General of the United States or the “Internal Control Integrated Framework”, issued by the Committee of Sponsoring Organizations of the Treadway Commission (COSO).

Condition: There is no review process in place to ensure matching requirements are met.

Questioned Costs: None

Context: Cost share expenditures are not being tracked separately and monitored for compliance over matching for this grant.

Cause: Required cost share was being tracked by the department in a spreadsheet rather than in Workday as required.

Effect: The match requirement may not be met.

Repeat Finding: No

Recommendation: We recommend the institution track cost share expenditures in a separate fund and perform periodic reviews to ensure the matching requirement is being met.

Views of Responsible Officials: There is no disagreement with the audit finding.

**STATE OF MISSISSIPPI INSTITUTIONS OF HIGHER LEARNING
SCHEDULE OF FINDINGS AND QUESTIONED COSTS
YEAR ENDED JUNE 30, 2023**

2023-007: FFATA Reporting

Federal Agency:	Department of Health and Human Services
Federal Program Title:	Telehealth Center of Excellence
Assistance Listing Number:	93.211
Award Number and Year:	U6631459 (September 1, 2021 – September 29, 2026)
Award Period:	July 1, 2022 – June 30, 2023
Type of Finding:	Significant Deficiency in Internal Control Over Compliance, Other Matters
Applicable Institution(s):	University of Mississippi Medical Center (UMMC)

Criteria or Specific Requirement:

Internal Control – Per 2 CFR section 200.303(a), a non-Federal entity must: Establish and maintain effective internal control over the Federal award that provides reasonable assurance that the non-Federal entity is managing the Federal award in compliance with Federal statutes, regulations, and the terms and conditions of the Federal award. These internal controls should be in compliance with guidance in “Standards for Internal Control in the Federal Government” issued by the Comptroller General of the United States or the “Internal Control Integrated Framework”, issued by the Committee of Sponsoring Organizations of the Treadway Commission (COSO).

Compliance – Grantees must comply with the Federal Funding Accountability and Transparency Act (Act), which requires FFATA reporting to be filed annually.

Condition: FFATA reporting was not submitted timely.

Questioned Costs: None.

Context: The institution filed 2 of 2 FFATA reports selected for testing past the deadline.

Cause: The institution has experienced turnover and restructuring of the Office of Research and Sponsored Programs. As a result some routine reporting was delayed.

Effect: The institution is not able to file the reports on time which could affect future participation in the program.

Repeat Finding: No

Recommendation: We recommend the institution strengthens their understanding of the reporting requirements established by the grant and ensure reports are filed timely.

Views of Responsible Officials: There is no disagreement with the audit finding.

**STATE OF MISSISSIPPI INSTITUTIONS OF HIGHER LEARNING
SCHEDULE OF FINDINGS AND QUESTIONED COSTS
YEAR ENDED JUNE 30, 2023**

2023-008: Annual Performance Reporting

Federal Agency:	U.S. Department of Health and Human Services
Federal Program Title:	Head Start
Assistance Listing Number:	93.600
Award Number and Year:	04HE001242-01-00 (April 1, 2021 – March 31, 2023), 04CH011182-03-00 (August 1, 2019 – July 31, 2023)
Award Period:	July 1, 2022 – June 30, 2023
Type of Finding:	Significant Deficiency in Internal Control Over Compliance, Other Matters
Applicable Institution(s):	Mississippi State University (MSU)

Criteria or Specific Requirement:

Internal Control – Per 2 CFR section 200.303(a), a non-Federal entity must: Establish and maintain effective internal control over the Federal award that provides reasonable assurance that the non-Federal entity is managing the Federal award in compliance with Federal statutes, regulations, and the terms and conditions of the Federal award. These internal controls should be in compliance with guidance in “Standards for Internal Control in the Federal Government” issued by the Comptroller General of the United States or the “Internal Control Integrated Framework”, issued by the Committee of Sponsoring Organizations of the Treadway Commission (COSO).

Compliance – Grantees must submit an annual performance report to the U.S. Department of Health and Human Services each year of the project period using the Real Property Status Report SF-429.

Condition: The University filed the Real Property Status Report SF-429 after the deadline.

Questioned Costs: None.

Context: This condition occurred 1 of 1 reports selected for testing.

Cause: The SF 429 report was submitted late due to human error.

Effect: The institution is not able to file the reports on time which could affect future participation in the program.

Repeat Finding: No

Recommendation: We recommend the institutions review and revise its current reporting procedures and review requirements to ensure that the reports are submitted accurately and timely.

Views of Responsible Officials: There is no disagreement with the audit finding.

**STATE OF MISSISSIPPI INSTITUTIONS OF HIGHER LEARNING
SCHEDULE OF FINDINGS AND QUESTIONED COSTS
YEAR ENDED JUNE 30, 2023**

2023-009: Common Origination and Disbursement (COD)

Federal Agency:	Department of Education
Federal Program Title:	Student Financial Aid Cluster
Assistance Listing Number:	84.268
Award Number and Year:	P268K231706(March 25, 2022- August 31, 2028)
Award Period:	July 1, 2022 – June 30, 2023
Type of Finding:	Significant Deficiency in Internal Control Over Compliance, Other Matters
Applicable Institution(s):	Jackson State University (JSU)

Criteria or Specific Requirement:

Internal Control – Per 2 CFR section 200.303(a), a non-Federal entity must: Establish and maintain effective internal control over the Federal award that provides reasonable assurance that the non-Federal entity is managing the Federal award in compliance with Federal statutes, regulations, and the terms and conditions of the Federal award. These internal controls should be in compliance with guidance in “Standards for Internal Control in the Federal Government” issued by the Comptroller General of the United States or the “Internal Control Integrated Framework”, issued by the Committee of Sponsoring Organizations of the Treadway Commission (COSO).

Compliance – From the 2022-23 FSA Handbook: The date funds are credited to a student’s account in the institution’s general ledger or any subledger of the general ledger or paid to a student directly is the disbursement date the financial aid office reports to COD. The Common Origination and Disbursement (COD) additional requirements are:

- (1) Schools must use the COD system to request and receive federal student aid funds, including Direct Loans, Pell Grants, and Campus-Based aid programs.
Schools must ensure that all disbursements of federal student aid are made through the COD system.
- (2) Schools must reconcile their records with the COD system to ensure that all disbursements are accurately reported and recorded.
- (3) Schools must comply with COD reporting requirements, including reporting disbursements, adjustments, and cancellations in a timely and accurate manner.

Condition: The Fall 2022 and Spring 2023 disbursement dates in COD for Parent Plus Direct Loans did not match the disbursement date on the student ledgers.

Questioned Costs: None

Context: This condition occurred for 2 out of the 8 students selected for testing.

Cause: A change in personnel during the 22-23 academic year caused this process to not be completed timely.

Effect: The COD disbursement date is reported to the Direct Loan servicers and is the time when interest begins to accrue on the loan funds. Inaccurate disbursement date reporting may lead to inaccurate student loan interest accruals.

Repeat Finding: No

Recommendation: CLA recommend that the entity strengthen its internal controls to ensure that all disbursement dates are reported to COD correctly.

Views of Responsible Officials: There is no disagreement with the audit finding.

**STATE OF MISSISSIPPI INSTITUTIONS OF HIGHER LEARNING
SCHEDULE OF FINDINGS AND QUESTIONED COSTS
YEAR ENDED JUNE 30, 2023**

2023-010: NSLDS Enrollment Reporting

Federal Agency:	Department of Education
Federal Program Title:	Student Financial Aid Cluster
Assistance Listing Number:	84.063, 84.268
Award Number and Year:	P063P211695 (March 25, 2022- August 31, 2028), P268K221695 (March 25, 2022- August 31, 2028), P063P221706 (March 25, 2022- August 31, 2028), P268K231706 (March 25, 2022- August 31, 2028), P063P211722 (March 25, 2022- August 31, 2028), P063P221722 (March 25, 2022- August 31, 2028), P268K221722 (March 25, 2022- August 31, 2028), P268K231722 (March 25, 2022- August 31, 2028),
Award Period:	July 1, 2022 – June 30, 2023
Type of Finding:	Significant Deficiency in Internal Control Over Compliance, Other Matters
Applicable Institution(s):	Alcorn State University (ASU), Jackson State University (JSU), and University of Mississippi Medical Center (UMMC)

Criteria or Specific Requirement:

Internal Control – Per 2 CFR section 200.303(a), a non-Federal entity must: Establish and maintain effective internal control over the Federal award that provides reasonable assurance that the non-Federal entity is managing the Federal award in compliance with Federal statutes, regulations, and the terms and conditions of the Federal award. These internal controls should be in compliance with guidance in “Standards for Internal Control in the Federal Government” issued by the Comptroller General of the United States or the “Internal Control Integrated Framework”, issued by the Committee of Sponsoring Organizations of the Treadway Commission (COSO).

Compliance – All schools participating (or approved to participate) in the Federal Student Aid programs must have an arrangement to report student enrollment data to the NSLDS through a Roster file (formerly called the Student Status Confirmation Report or SSCR). The School is required to report changes in the student's enrollment status, the effective date of the status and an anticipated completion date. Changes in enrollment to less than half-time, graduated, or withdrawn status must be reported within 30 days. However, if a Roster file is expected within 60 days, you may provide the data on that Roster file (34CFR section 682.610).

Condition: Enrollment dates and statuses did not agree to institution records or were not reported timely.

Questioned Costs: None

Context: Based on the audit procedures, the following discrepancies were noted:

For 1 out of 4 ASU students, the status was not certified every 60 days.

For 5 out of 8 JSU students, the effective enrollment date per institution records and NSLDS did not agree. For 1 out of 8 JSU students, the status change was not reported timely or certified within 60 days. For 1 out of 8 JSU students, NSLDS campus enrollment status has not been updated or verified.

For 2 out of 4 UMMC students, the effective enrollment date per institution records and NSLDS did not agree.

Cause:

ASU

Students were not reported in a timely manner due to our enrollment certification officer being out of the office on extensive medical leave as well as the office being short staffed.

**STATE OF MISSISSIPPI INSTITUTIONS OF HIGHER LEARNING
SCHEDULE OF FINDINGS AND QUESTIONED COSTS
YEAR ENDED JUNE 30, 2023**

JSU

In some instances, the census and financial purge deadlines are extended to ensure students complete their registration requirements. When extensions are provided, the enrollment file is unable to be submitted timely and also causes delays in processing the Enrollment Error report.

UMMC

There were two students whose enrollment status changed from one term to the next but neither were captured in the enrollment file sent to the National Student Clearinghouse. Both students withdrew between enrollment submissions and early enough in the subsequent term, our clearinghouse enrollment report didn't capture their enrollment change. Since they were not captured on our clearinghouse enrollment file, their enrollment status change (or their withdrawal from the institution) and effective date were not reported to the NSLDS.

Effect: The NSLDS system is not updated with the student information which can cause over awarding should the student transfer to another institution and the students may not properly enter the repayment period.

Repeat Finding: 2022-010

Recommendation: CLA recommends that the entity strengthen its internal controls to ensure that all enrollment records are reported correctly and timely.

Views of Responsible Officials: There is no disagreement with the audit finding.

**STATE OF MISSISSIPPI INSTITUTIONS OF HIGHER LEARNING
SCHEDULE OF FINDINGS AND QUESTIONED COSTS
YEAR ENDED JUNE 30, 2023**

2023-011: Outstanding Student Refund Checks

Federal Agency:	Department of Education
Federal Program Title:	Student Financial Aid Cluster
Assistance Listing Number:	84.007, 84.033, 84.063, 84.268
Award Number and Year:	P063P211695(March 25, 2022- August 31, 2028), P063P221695(March 25, 2022- August 31, 2028), P268K221695(March 25, 2022- August 31, 2028), P268K231695(March 25, 2022- August 31, 2028),
Award Period:	July 1, 2022 – June 30, 2023
Type of Finding:	Significant Deficiency in Internal Control Over Compliance, Other Matters
Applicable Institution(s):	Alcorn State University (ASU)

Criteria or Specific Requirement:

Internal Control – Per 2 CFR section 200.303(a), a non-Federal entity must: Establish and maintain effective internal control over the Federal award that provides reasonable assurance that the non-Federal entity is managing the Federal award in compliance with Federal statutes, regulations, and the terms and conditions of the Federal award. These internal controls should be in compliance with guidance in “Standards for Internal Control in the Federal Government” issued by the Comptroller General of the United States or the “Internal Control Integrated Framework”, issued by the Committee of Sponsoring Organizations of the Treadway Commission (COSO).

Compliance- The Code of Federal Regulations, 34 CFR 668.164(h)(2) states that an institution that attempts to disburse funds by check and the check is not cashed, the institution must return the funds to the Secretary no later than 240 days after the date it issued that check.

Condition: Student checks totaling \$234 related to student refunds of Title IV federal financial aid were outstanding more than 240 days as of June 30, 2023.

Questioned Costs: None.

Context: This condition occurred for all 3 Title IV checks outstanding at year-end.

Cause: Employee turnover in the finance area caused a lapse in the development and implementation of policies and procedures following the previous finding related to outstanding checks.

Effect: The University is not in compliance with Department of Education requirements that all student refund checks that are outstanding for more than 240 days be returned to the Department.

Repeat Finding: 2022-007

Recommendation: CLA recommends the University review its procedures related to outstanding student refund checks to ensure they are being returned to the Department of Education by no later than 240 days.

Views of Responsible Officials: There is no disagreement with the audit finding.

**STATE OF MISSISSIPPI INSTITUTIONS OF HIGHER LEARNING
SCHEDULE OF FINDINGS AND QUESTIONED COSTS
YEAR ENDED JUNE 30, 2023**

2023-012: Direct Loan Exit Counseling

Federal Agency:	Department of Education
Federal Program Title:	Student Financial Aid Cluster
Assistance Listing Number:	84.268
Award Number and Year:	P268K231706(March 25, 2022- August 31, 2028)
Award Period:	July 1, 2022 – June 30, 2023
Type of Finding:	Significant Deficiency in Internal Control Over Compliance, Other Matters
Applicable Institution(s):	Jackson State University (JSU)

Criteria or Specific Requirement:

Internal Control – Per 2 CFR section 200.303(a), a non-Federal entity must: Establish and maintain effective internal control over the Federal award that provides reasonable assurance that the non-Federal entity is managing the Federal award in compliance with Federal statutes, regulations, and the terms and conditions of the Federal award. These internal controls should be in compliance with guidance in “Standards for Internal Control in the Federal Government” issued by the Comptroller General of the United States or the “Internal Control Integrated Framework”, issued by the Committee of Sponsoring Organizations of the Treadway Commission (COSO).

Compliance – All schools that participate in the Federal Student Aid programs are required to provide exit counseling to student borrowers who withdraw from school. This requirement is outlined in 34 CFR section 685.304. Specifically, exit counseling must be provided within 30 days after the school learns that the student borrower has withdrawn from school.

Condition: Exit counseling was not sent to borrowers who graduated or withdrew during the 22-23 school year.

Questioned Costs: None

Context: This condition occurred for 3 out of 8 JSU students selected for testing

Cause: A change in personnel during the 22-23 academic year caused this process to not be completed timely.

Effect: Students are not receiving the required loan exit counseling which may contribute to a higher default rate.

Repeat Finding: No

Recommendation: CLA recommend that the entity review its policies and procedures to ensure that all exit counseling notifications are sent.

Views of Responsible Officials: There is no disagreement with the audit finding.

**STATE OF MISSISSIPPI INSTITUTIONS OF HIGHER LEARNING
SCHEDULE OF FINDINGS AND QUESTIONED COSTS
YEAR ENDED JUNE 30, 2023**

2023-013: The Gramm-Leach-Bliley Act (GLBA) Compliance

Federal Agency:	Department of Education
Federal Program Title:	Student Financial Aid Cluster
Assistance Listing Number:	84.007, 84.033, 84.063, 84.268
Award Number and Year:	P007A222226(March 25, 2022- August 31, 2028), P033P212226(March 25, 2022- August 31, 2028), P063P211695(March 25, 2022- August 31, 2028), P268K221695(March 25, 2022- August 31, 2028), P033A212226(March 25, 2022- August 31, 2028), P007A222257(March 25, 2022- August 31, 2028), P033A222257(March 25, 2022- August 31, 2028), P063P220252(March 23, 2022- August 31, 2028), P268K230252(March 25, 2022- August 31, 2028),
Award Period:	July 1, 2022 – June 30, 2023
Type of Finding:	Significant Deficiency in Internal Control Over Compliance, Other Matters
Applicable Institution(s):	Alcorn State University (ASU) and Mississippi Valley State University (MVSU)

Criteria or Specific Requirement:

Internal Control – Per 2 CFR section 200.303(a), a non-Federal entity must: Establish and maintain effective internal control over the Federal award that provides reasonable assurance that the non-Federal entity is managing the Federal award in compliance with Federal statutes, regulations, and the terms and conditions of the Federal award. These internal controls should be in compliance with guidance in “Standards for Internal Control in the Federal Government” issued by the Comptroller General of the United States or the “Internal Control Integrated Framework”, issued by the Committee of Sponsoring Organizations of the Treadway Commission (COSO).

Compliance – The Gramm-Leach-Bliley Act (Public Law 106-102) requires financial institutions to perform Safeguards that address the required areas noted in GLBA 16 CFR 314.4, which are (1) the Institution designated a Qualified Individual responsible for implementing and monitoring the Institution’s information security program and (2) the Institution’s written information security program addresses the remaining six elements.

Condition: Under an institution’s Program Participation Agreement with the Department of Education and the Gramm-Leach-Bliley Act, schools must protect student financial aid information, with particular attention to information provided to institutions by the Department or otherwise obtained in support of the administration of the federal student financial aid programs.

Questioned Costs: None

Context: This condition occurred for the institutions as follows:

- For ASU, the institution’s policy did not identify a qualified individual (such as a CIO, ISO, CISO) responsible for the Information Security program. In addition, the written information security program (WISP) did not address certain required elements.
- For MVSU, the institution’s WISP has not been approved by the individual leading the information security program. In addition, the WISP did not address certain required elements.

Cause:

ASU

At the time of the audit, the University’s security program had not matured to the extent that published policies and procedures covered the items referred to in this finding.

**STATE OF MISSISSIPPI INSTITUTIONS OF HIGHER LEARNING
SCHEDULE OF FINDINGS AND QUESTIONED COSTS
YEAR ENDED JUNE 30, 2023**

MVSU

The University experienced turnover in the department responsible for this process.

Effect: The student personal information could be vulnerable.

Repeat Finding: 2022-008

Recommendation: CLA recommend that the University engage a third party or perform the risk assessment for the two areas required by the Gramm-Leach-Bliley Act and ensure that there are documented safeguards for identified risks which are included in the Written Information Security Program.

Views of Responsible Officials: There is no disagreement with the audit finding.

**STATE OF MISSISSIPPI INSTITUTIONS OF HIGHER LEARNING
SCHEDULE OF FINDINGS AND QUESTIONED COSTS
YEAR ENDED JUNE 30, 2023**

2023-014: Return of Title IV Funds

Federal Agency:	Department of Education
Federal Program Title:	Student Financial Aid Cluster
Assistance Listing Number:	84.063, 84.268
Award Number and Year:	P063P221706 (March 25, 2022- August 31, 2028), P268K231706 (March 25, 2022- August 31, 2028)
Award Period:	July 1, 2022 – June 30, 2023
Type of Finding:	Significant Deficiency in Internal Control Over Compliance, Other Matters
Applicable Institution(s):	Jackson State University (JSU)

Criteria or Specific Requirement:

Internal Control – Per 2 CFR section 200.303(a), a non-Federal entity must: Establish and maintain effective internal control over the Federal award that provides reasonable assurance that the non-Federal entity is managing the Federal award in compliance with Federal statutes, regulations, and the terms and conditions of the Federal award. These internal controls should be in compliance with guidance in “Standards for Internal Control in the Federal Government” issued by the Comptroller General of the United States or the “Internal Control Integrated Framework”, issued by the Committee of Sponsoring Organizations of the Treadway Commission (COSO).

Compliance – When a recipient of Title IV grant or loan assistance withdraws from an institution during a payment period or period of enrollment in which the recipient began attendance, the institution must determine the amount of title IV grant or loan assistance that the student earned as of the student's withdrawal date (34CFR section 668.22).

Condition: The return of funds was calculated improperly.

Questioned Costs: None

Context: For 1 out of 8 JSU students, the institution made an error in the R2T4 calculation. The school incorrectly deemed the student to have withdrawn after the 60% point of the semester, when in fact the student withdrew before the 60% point resulting in the institution needing to return Pell funds.

Cause: A change in personnel during the 22-23 academic year caused this process to not be completed timely. The counselor over this process resigned during the summer semester and the unofficial R2T4s were not completed as efficiently for that short period.

Effect: The students’ return of funds calculation was not done correctly and the return of funds back to the federal government was for the incorrect amount.

Repeat Finding: No

Recommendation: CLA recommend the University review the R2T4 requirements and implement procedures to ensure the R2T4 calculations are using the correct amount of term days and are accurately completed.

Views of Responsible Officials: There is no disagreement with the audit finding.

**STATE OF MISSISSIPPI INSTITUTIONS OF HIGHER LEARNING
SCHEDULE OF FINDINGS AND QUESTIONED COSTS
YEAR ENDED JUNE 30, 2023**

2023-015: SEFA Reporting of Expenditures

Federal Agency:	Department of Education
Federal Program Title:	Education Stabilization Fund
Assistance Listing Number:	84.425F
Award Number and Year:	P425F201683 (May 6, 2020 – June 30, 2023)
Award Period:	July 1, 2022 – June 30, 2023
Type of Finding:	Significant Deficiency in Internal Control Over Compliance
Applicable Institution(s):	Mississippi University for Women (MUW)

Criteria or Specific Requirement:

Internal Control – Per 2 CFR section 200.303(a), a non-Federal entity must: Establish and maintain effective internal control over the Federal award that provides reasonable assurance that the non-Federal entity is managing the Federal award in compliance with Federal statutes, regulations, and the terms and conditions of the Federal award. These internal controls should be in compliance with guidance in “Standards for Internal Control in the Federal Government” issued by the Comptroller General of the United States or the “Internal Control Integrated Framework”, issued by the Committee of Sponsoring Organizations of the Treadway Commission (COSO).

Condition: The University drew funds in fiscal year 2022 for amounts earned in fiscal year 2022 but were not reported on the SEFA until fiscal year 2023.

Questioned Costs: None

Context: The University’s calculation of lost revenue was performed in fiscal year 2022 and funds were drawn at that time the charge to the grant in the general ledger did not occur until fiscal year 2023 resulting in an error to the SEFA.

Cause: A journal entry for the lost revenue calculation was not entered in FY22 when the money was drawn down.

Effect: The SEFA does not reflect the accurate amount of federal expenditures for the year.

Repeat Finding: No

Recommendation: We recommend the institution review and revise its current reporting procedures and review requirements to ensure that federal expenditures are properly identified and classified.

Views of Responsible Officials: There is no disagreement with the audit finding.

**STATE OF MISSISSIPPI INSTITUTIONS OF HIGHER LEARNING
SCHEDULE OF FINDINGS AND QUESTIONED COSTS
YEAR ENDED JUNE 30, 2023**

2023-016: Suspension and Debarment

Federal Agency:	Department of Education
Federal Program Title:	Education Stabilization Fund
Assistance Listing Number:	84.425F
Award Number and Year:	P425F201683 (May 6, 2020 – June 30, 2023)
Award Period:	July 1, 2022 – June 30, 2023
Type of Finding:	Significant Deficiency in Internal Control Over Compliance
Applicable Institution(s):	Mississippi University for Women (MUW)

Criteria or Specific Requirement:

Internal Control – Per 2 CFR section 200.303(a), a non-Federal entity must: Establish and maintain effective internal control over the Federal award that provides reasonable assurance that the non-Federal entity is managing the Federal award in compliance with Federal statutes, regulations, and the terms and conditions of the Federal award. These internal controls should be in compliance with guidance in “Standards for Internal Control in the Federal Government” issued by the Comptroller General of the United States or the “Internal Control Integrated Framework”, issued by the Committee of Sponsoring Organizations of the Treadway Commission (COSO).

Condition: We noted that the University does not have policies or procedures in place for compliance with suspension and debarment requirements.

Questioned Costs: None

Context: The University does not have a policy or procedure to verify a vendor’s suspension and debarment status.

Cause: Due to personnel changes and undocumented policies and procedures, the individuals making purchases were not aware of the requirement.

Effect: The University is not in compliance with suspension and debarment requirements for its federal programs.

Repeat Finding: No

Recommendation: We recommend that the University ensure its policies and procedures over suspension and debarment are being enforced to ensure evidence of compliance to suspension and debarment regulations are maintained. This can include maintaining evidence that management reviewed the SAM.gov website, maintaining a certification from the vendor, or including a clause in contract with vendors that they are not suspended or debarred.

Views of Responsible Officials: There is no disagreement with the audit finding.

**STATE OF MISSISSIPPI INSTITUTIONS OF HIGHER LEARNING
SCHEDULE OF FINDINGS AND QUESTIONED COSTS
YEAR ENDED JUNE 30, 2023**

2023-017: Quarterly and Annual HEERF Reporting

Federal Agency:	U.S. Department of Education
Federal Program Title:	Education Stabilization Fund
Assistance Listing Number:	84.425E, 84.425F, 84.425J
Award Number and Year:	P425F201683 (May 6, 2020 – June 30, 2023) P425E200639 (April 21, 2020 – June 30, 2023) P425F202078 (May 7, 2020 – June 30, 2023) P425J200085 (May 1, 2020 – June 30, 2023)
Award Period:	July 1, 2022 – June 30, 2023
Type of Finding:	Significant Deficiency in Internal Control Over Compliance, Other Matters
Applicable Institution(s):	Mississippi Valley State University (MVSU), Mississippi University for Women (MUW)

Criteria or Specific Requirement:

Internal Control – Per 2 CFR section 200.303(a), a non-Federal entity must: Establish and maintain effective internal control over the Federal award that provides reasonable assurance that the non-Federal entity is managing the Federal award in compliance with Federal statutes, regulations, and the terms and conditions of the Federal award. These internal controls should be in compliance with guidance in “Standards for Internal Control in the Federal Government” issued by the Comptroller General of the United States or the “Internal Control Integrated Framework”, issued by the Committee of Sponsoring Organizations of the Treadway Commission (COSO).

Compliance – Per Federal Register Notice of Public Posting Requirement of Grant Information for Higher Education Emergency Relief Fund (HEERF) Grantees dated 5/13/21, institutions are required to submit (in a time and manner required by the Secretary) a report to the Secretary describing the use of funds distributed from the HEERF. The Department further requires institutions to post all quarterly reports to their website in a publicly accessible location. According to the OPE Reporting and Data Collection website, quarterly reports should appear on separate documents by quarter and should not be cumulative.

All institutions of higher education that received HEERF grant awards are required to submit a HEERF Annual Report. The HEERF Annual Report by the March 24, 2023 deadline.

Condition:

Mississippi Valley State University (MVSU)

Quarterly Reporting: MVSU could not provide evidence of review over the quarterly report submitted for the quarter ended June 30, 2022.

Annual Reporting: MVSU could not provide evidence of review over the annual report submitted March 25, 2023.

Mississippi University for Women (MUW)

Annual Reporting: MUW could not provide evidence of review over the annual report submitted March 24, 2023.

Quarterly Reporting: MUW submitted an out-of-date quarterly form for the quarter ending September 30, 2022. In addition, MUW could not provide evidence of review over the quarterly report submitted for the quarter ended September 30, 2022.

Questioned Costs: None.

**STATE OF MISSISSIPPI INSTITUTIONS OF HIGHER LEARNING
SCHEDULE OF FINDINGS AND QUESTIONED COSTS
YEAR ENDED JUNE 30, 2023**

Context:

Mississippi Valley State University (MVSU)

Quarterly Reporting: MVSU could not provide evidence of review over the quarterly report submitted for the quarter ended June 30, 2022.

Annual Reporting: MVSU could not provide evidence of review over the annual report submitted March 25, 2023. In addition, the report was submitted after the deadline.

Mississippi University for Women (MUW)

Annual Reporting: MUW could not provide evidence of review over the annual report submitted March 24, 2023.

Quarterly Reporting: MUW submitted an out of date quarterly form for the quarter ending September 30, 2022. In addition, MUW could not provide evidence of review over the quarterly report submitted for the quarter ended September 30, 2022.

Cause:

MVSU

Lack of proper internal controls to ensure that all reports are reviewed prior to posting quarterly reports to the University's website and submitting annual performance reports. Previously, the State Director was not fully aware that reports must be reviewed prior to posting/submission. Effective July 10, 2023, quarterly reports are reviewed by the Director of Accounting and Vice President for Business and Finance prior to posting. The same procedure will apply to the annual performance report. The annual performance report provided for review was submitted after the deadline with no evidence that the report was submitted by the deadline.

MUW

Annual Reporting: All reports were reviewed prior to submission; however, there was no documented evidence that the review occurred.

Quarterly reporting: The grant PI failed to communicate to the Grant Accountant that one of the reporting forms had been revised.

Effect: Reports submitted are not in compliance with the reporting and information-sharing requirements established by the Department of Education.

Repeat Finding: 2022-005

Recommendation: We recommend the institutions strengthen their understanding of the reporting requirements established by the grant and ensure supporting documentation is maintained to substantiate amounts reported.

Views of Responsible Officials: There is no disagreement with the audit finding.

**STATE OF MISSISSIPPI INSTITUTIONS OF HIGHER LEARNING
SCHEDULE OF FINDINGS AND QUESTIONED COSTS
YEAR ENDED JUNE 30, 2023**

2023-018: Equipment Records

Federal Agency:	Department of Education
Federal Program Title:	Education Stabilization Fund
Assistance Listing Number:	84.425C
Award Number and Year:	GEER (November 8, 2021 – September 30, 2023)
Award Period:	July 1, 2022 – June 30, 2023
Type of Finding:	Significant Deficiency in Internal Control Over Compliance, Other Matters
Applicable Institution(s):	Jackson State University (JSU)

Criteria or Specific Requirement:

Internal Control – Per 2 CFR section 200.303(a), a non-Federal entity must: Establish and maintain effective internal control over the Federal award that provides reasonable assurance that the non-Federal entity is managing the Federal award in compliance with Federal statutes, regulations, and the terms and conditions of the Federal award. These internal controls should be in compliance with guidance in “Standards for Internal Control in the Federal Government” issued by the Comptroller General of the United States or the “Internal Control Integrated Framework”, issued by the Committee of Sponsoring Organizations of the Treadway Commission (COSO).

Compliance – Property records must be maintained that include a description of the property, a serial number or other identification number, the source of funding for the property (including the FAIN), who holds title, the acquisition date, and cost of the property, percentage of Federal participation in the project costs for the Federal award under which the property was acquired, the location, use and condition of the property, and any ultimate disposition data including the date of disposal and sale price of the property (2 CFR section 200.313(d)(1)).

Condition: Property records did not contain accurate information related to certain equipment purchases.

Questioned Costs: None

Context: We noted the following discrepancies with the property records of the University:

- For 2 out of 8 equipment assets selected for testing, the cost of the property per the invoice did not agree to the cost included on the property record.
- For 1 out of 8 equipment assets selected for testing, the description of the property on the property record was inaccurate.
- For 1 out of 8 equipment assets selected for testing, the serial number included on the property record did not match the serial number on the equipment.

Cause: Personnel made inaccurate entries on the front end of receiving and tagging the equipment.

Effect: The University is not in compliance with equipment requirements for its federal programs. As a result, equipment may not be properly accounted for and inventoried.

Repeat Finding: No

Recommendation: We recommend the institution strengthen its controls and processes related to capturing information relating to equipment purchases and ensure that property records properly reflect the required information.

Views of Responsible Officials: There is no disagreement with the audit finding.



2500 North State Street
Jackson, Mississippi 39216

**UNIVERSITY OF MISSISSIPPI, MEDICAL CENTER
CORRECTIVE ACTION PLAN
YEAR ENDED JUNE 30, 2023**

FINDINGS—FEDERAL AWARD PROGRAMS AUDIT

Department of Health and Human Services

2023-001 R&D Cluster – Assistance Listing No. 93.680, 93.084, 93.059

Condition: The Schedule of Expenditures of Federal Awards (SEFA) contained errors and incorrect information which affected the major program determination.

Auditors' Recommendation: We recommend the institution review and revise its current reporting procedures and review requirements to ensure that federal expenditures are properly identified and classified.

Explanation of disagreement with audit finding: There is no disagreement with the audit finding.

Action taken in response to finding: The Director of Post-Award Accounting, hired in November 2022, continues to review sponsored award procedures, including procedures and reports integral to our ERP system, Workday. These ongoing reviews will not only include the expenditure amounts reported for sponsored award on the SEFA but will also include the accuracy of other agreement terms and conditions that contribute to the SEFA preparation.

A management review process has been implemented to further review agreement terms captured within the Workday ERP system. This additional management review takes place at the time of new award set-up when the manager reviews the new award attributes in Workday for accuracy and alignment to the notice of award document. Additionally, all existing awards, previously established within Workday, are being reviewed to ensure agreement terms are accurately recorded within Workday.

UMMC is engaging a Workday Certified consulting firm to review the operational efficiency of Workday for Post-Award Accounting. The scope of this engagement will be to align our usage of Workday to industry best practices, including best practices for award set-up, management, and reporting. The scope of work is expected to be completed by December 31, 2024; however, our own internal reviews of data integrity will be completed by June 30, 2024, with any necessary corrections reflected in Workday.

Name(s) of the contact person(s) responsible for corrective action: Julie Schwindt, Director, Post-Award Accounting

Planned completion date for corrective action plan: June 30, 2024

If the Department of Health and Human Services has questions regarding this plan, please call Julie Schwindt at 601-984-1058.



**MISSISSIPPI STATE UNIVERSITY
CORRECTIVE ACTION PLAN
YEAR ENDED JUNE 30, 2023**

FINDINGS—FEDERAL AWARD PROGRAMS AUDITS

Department of Education

2023-002 Title I, Special Education Grants to States, Career and Technical Education –
Assistance Listing No. 84.010, 84.027, 84.048

Condition: The Schedule of Expenditures of Federal Awards (SEFA) contained errors and incorrect information which affected the major program determination.

Recommendation: We recommend the institution review and revise its current reporting procedures and review requirements to ensure that federal expenditures are properly identified and classified.

Explanation of disagreement with audit finding: There is no disagreement with the audit finding.

Action taken in response to finding: Mississippi State University will review and revise its current reporting procedures related to awards reflecting multiple ALNs and sources of funding. The Office of Sponsored Projects and Sponsored Programs Accounting will collaborate, on a case-by-case basis, to ensure federal expenditures are properly identified and classified for reporting on the Schedule of Federal Expenditures.

Name(s) of the contact person(s) responsible for corrective action: Kacey Strickland, Executive Director for Research Administration and Jonathan Tucker, Director of Sponsored Programs Accounting

Planned completion date for corrective action plan: June 30, 2024

If the Department of Education has questions regarding this plan, please call Jonathan Tucker at 662-325-1930



2500 North State Street
Jackson, Mississippi 39216

**UNIVERSITY OF MISSISSIPPI, MEDICAL CENTER
CORRECTIVE ACTION PLAN
YEAR ENDED JUNE 30, 2023**

FINDINGS—FEDERAL AWARD PROGRAMS AUDIT

Department of Health and Human Services

2023-003 SEFA Reporting – Recording Expenses in the Correct Period – 93.211

Condition: Schedule of Expenditures of Federal Awards (SEFA) contained salary expenses that were not allowable and should have been removed from the SEFA.

Auditors' Recommendation: We recommend the institution review and revise its current reporting procedures and review requirements to ensure that federal expenditures are properly identified, recorded, and classified in the accurate year.

Explanation of disagreement with audit finding: There is no disagreement with the audit finding.

Action taken in response to finding: During a reconciliation of the project, Post-Award Accounting identified \$1,175 in salary that should not have been recorded to the grant. These expenses were not reported to the sponsor, nor were they invoiced. However, expenditures were not removed from the grant fund promptly. To address this finding, campus grant administrators will be provided with a deadline to remove unallowable expenditures. If the expenditures are not removed according to this deadline, the responsible departmental chair or dean will be notified of the non-compliance until the expenditure is removed.

Name(s) of the contact person(s) responsible for corrective action: Julie Schwindt, Director, Post-Award Accounting

Planned completion date for corrective action plan: June 30, 2024.

If the Department of Health and Human Services has questions regarding this plan, please call Julie Schwindt at 601-984-1058.



**MISSISSIPPI STATE UNIVERSITY
CORRECTIVE ACTION PLAN
YEAR ENDED JUNE 30, 2023**

FINDINGS—FEDERAL AWARD PROGRAMS AUDITS

Department of Education, United States Department of Agriculture, Federal Aviation Administration

2023-004 R&D Cluster – Assistance Listing No. 84.334, 10.001, 20.109

Condition: MSU established a micro-purchase threshold of \$75,000 for contracted services and was not able to provide documentation to support this threshold.

Recommendation: We recommend the institution review and revise their current procurement policy and review requirements to ensure that their policy is meeting Federal requirements.

Explanation of disagreement with audit finding: There is no disagreement with the audit finding.

Action taken in response to finding: Mississippi State University will make corrections to the Procurement and Contracts Manual to ensure compliance with 2 CFR 200.320.

Name(s) of the contact person(s) responsible for corrective action: Jennifer Mayfield, Director of Procurement and Contracts and Jonathan Tucker, Director Sponsored Programs

Planned completion date for corrective action plan: June 30, 2024

If the Department of Education, United States Department of Agriculture, or Federal Aviation Administration has questions regarding this plan, please call Jonathan Tucker at 662-325-1930.



2500 North State Street
Jackson, Mississippi 39216

**UNIVERSITY OF MISSISSIPPI, MEDICAL CENTER
CORRECTIVE ACTION PLAN
YEAR ENDED JUNE 30, 2023**

FINDINGS—FEDERAL AWARD PROGRAMS AUDIT

Department of Health and Human Services

2023-005 Value-Based Medical Student Education Training Program – 93.680

Condition: Indirect cost expense was improperly calculated.

Auditors' Recommendation: We recommend the institution strengthen its internal controls to ensure that calculations are reviewed and adjusted for, if necessary, in a timely manner.

Explanation of disagreement with audit finding: There is no disagreement with the audit finding.

Action taken in response to finding: UMMC's transition to Workday resulted in the need for multiple F&A bases to be created in Workday to accommodate our DHHS negotiated agreement. However, since our go-live we have only been using one modified total direct cost base to calculate F&A. UMMC is in the process of engaging a Workday Certified consulting firm to review the operational efficiency of Workday for Post-Award Accounting. The scope of this engagement will be to align our usage of Workday to industry best practices, including best practices for F&A calculation. During the scope of this project, we will review these established bases to ensure they meet the needs of our negotiated rate agreement provisions.

In the meantime, we are reviewing the F&A calculations on existing projects when an invoice or financial report is prepared to ensure accuracy. F&A will be recalculated with each invoice and/or financial report and any necessary adjustments will be made before the invoice or financial report is submitted to the sponsor.

Name(s) of the contact person(s) responsible for corrective action: Julie Schwindt, Director, Post-Award Accounting

Planned completion date for corrective action plan: June 30, 2024

If the Department of Health and Human Services has questions regarding this plan, please call Julie Schwindt at 601-984-1058.



2500 North State Street
Jackson, Mississippi 39216

**UNIVERSITY OF MISSISSIPPI, MEDICAL CENTER
CORRECTIVE ACTION PLAN
YEAR ENDED JUNE 30, 2023**

FINDINGS—FEDERAL AWARD PROGRAMS AUDIT

Department of Health and Human Services

2023-006 Value-Based Medical Student Education Training Program – 93.680

Condition: There is no review process in place to ensure matching requirements are met.

Auditors' Recommendation: We recommend the institution track cost share expenditures in a separate fund and perform periodic reviews to ensure the matching requirement is being met.

Explanation of disagreement with audit finding: There is no disagreement with the audit finding.

Action taken in response to finding: Campus grant administrators will be reminded that all mandatory and voluntary committed cost must be captured in Workday within the appropriate fund. Additionally, campus grant administrators will receive a Workday job aid to provide detailed instructions on how to allocate applicable cost share expenditures to the respective funds.

Name(s) of the contact person(s) responsible for corrective action: Julie Schwindt, Director, Post-Award Accounting

Planned completion date for corrective action plan: March 31, 2024

If the Department of Health and Human Services has questions regarding this plan, please call Julie Schwindt at 601-984-1058.



2500 North State Street
Jackson, Mississippi 39216

**UNIVERSITY OF MISSISSIPPI, MEDICAL CENTER
CORRECTIVE ACTION PLAN
YEAR ENDED JUNE 30, 2023**

FINDINGS—FEDERAL AWARD PROGRAMS AUDIT

Department of Health and Human Services

2023-007 FFATA Reporting – Reports filed past the deadline – 93.211

Condition: FFATA reporting was not submitted timely.

Auditors' Recommendation: We recommend the institution strengthens their understanding of the reporting requirements established by the grant and ensure reports are filed timely.

Explanation of disagreement with audit finding: There is no disagreement with the audit finding.

Action taken in response to finding: The respective Supervisor of Post-Award Accounting or the Accounting Specialist position which handles this responsibility reviews a fully executed sub-agreement and they identify or determine if the applicable award, whether new or an amendment, meets the FFATA threshold. If the award meets the prescribed threshold, essential data are compiled from each applicable sub-agreement(s) via an internal Post-Award sub-award tracking spreadsheet for entry into the FSRS.gov. Effective September 2023, the above stated process is being completed no more frequently than weekly, and no less frequently than monthly.

Once all data has been successfully entered and uploaded, the Supervisor, Accounting Specialist, or designee will confirm that the report has been successfully submitted via an email. Beginning March 2024, submitted reports are saved on the shared drive in a FFATA folder organized by fiscal year and month. The submission date will be incorporated into the name of the file to specifically identify the date the report was successfully submitted.

Effective March 2024, once the FFATA reporting process is complete, notification is also made via email to the appropriate management personnel regarding the completion of this entire process as an additional internal control and to ensure compliance of this reporting requirement as identified in 2 CFR Part 170.

Name(s) of the contact person(s) responsible for corrective action: Julie Schwindt, Director, Post-Award Accounting

Planned completion date for corrective action plan: March 31, 2024

If the Department of Health and Human Services has questions regarding this plan, please call Julie Schwindt at 601-984-1058.



**MISSISSIPPI STATE UNIVERSITY
CORRECTIVE ACTION PLAN
YEAR ENDED JUNE 30, 2023**

FINDINGS—FEDERAL AWARD PROGRAMS AUDITS

Department of Health and Human Services

2023-008 Head Start Program – 93.600

Condition: The University filed the Real Property Status Report SF-429 after the deadline.

Recommendation: We recommend the institutions review and revise its current reporting procedures and review requirements to ensure that the reports are submitted accurately and timely.

Explanation of disagreement with audit finding: There is no disagreement with the audit finding.

Action taken in response to finding: Mississippi State University will review and revise the current reporting procedures for the SF 429: Real Property Status Report to ensure reports are submitted in accordance with established deadlines.

Name(s) of the contact person(s) responsible for corrective action: Tucker, Director Sponsored Programs

Planned completion date for corrective action plan: June 30, 2024

If the Department of Health and Human Services has questions regarding this plan, please call Jonathan Tucker at 662-325-1930.



RE: Corrective Action Plan – Common Origination and Disbursement

Jackson State University respectfully submits the following corrective action plan for the year ended June 30, 2023

Audit period: July 1, 2022 – June 30, 2023

The findings from the schedule of findings and questioned costs are discussed below. The findings are numbered consistently with the numbers assigned in the schedule.

FINDINGS—FEDERAL AWARD PROGRAMS AUDITS

Department of Education

2023–009 Common Origination and Disbursement (COD)

Student Financial Aid Cluster – CFDA No. 84.007, 84.033, 84.063, 84.268

Auditors' Recommendation: During CLA testing of Eligibility. CLA noted that the University was not in compliance with the federal financial aid regulations COD reporting requirements, including reporting disbursements, adjustments, and cancellations in a timely and accurate manner. CLA recommend that the entity strengthen its internal controls to ensure that all disbursement dates are reported to COD correctly.

Explanation of disagreement with audit finding: There is no disagreement with the audit finding.

Action taken in response to finding:

The financial aid office will conduct bi-weekly reviews of enrollment changes, including university withdrawals. In addition, bi-weekly reviews of adjustment completion will be done to ensure banner adjustments are sent to COD within 10-14 business days.

Name(s) of the contact person(s) responsible for corrective action:

Ozie Ratcliff – Director of Financial Aid

Planned completion date for corrective action plan:

Updated process will begin 3/25/2024.



2023-010 NSLDS Enrollment Reporting

Student Financial Aid Cluster – Assistance Listing No. 84.063, 84.268

Auditors' Recommendation: During CLA testing of Special Tests and Provisions. CLA noted that the University was not in compliance with the federal financial aid regulations. The school is required to report changes in the student's enrollment status, the effective date of the status and an anticipated completion date. Changes in enrollment to less than half-time, graduated, or withdrawn status must be reported within 30 days. However, if a Roster file is expected within 60 days, you may provide the data on that Roster file (34CFR section 682.610).

Explanation of disagreement with audit finding: There is no disagreement with the audit finding.

Action taken in response to finding:

We have made significant changes during fiscal year 2024 in the Office of Student Records to address controlled and non-compliance Title IV regulations. While significant changes were made, we recognize that additional improvements are needed.

The Registrar will implement internal controls to ensure all Title IV requirements are met regarding enrollment reporting. In addition, the Registrar will create a student enrollment procedures manual and implement a monitoring process to ensure that enrollment statuses are reported accurately and timely to NSLDS.

Name(s) of the contact person(s) responsible for corrective action:

Kisha Bond

Planned completion date for corrective action plan:

The planned completion date for this corrective action will be August 2024.

If the U.S. Department of Education has questions regarding these plans, please call Juanita Edwards at 601-877-6672.



RE: Corrective Action Plan – NSLDS Enrollment Reporting

2023-010 NSLDS Enrollment Reporting

Student Financial Aid Cluster – Assistance Listing No. 84.063, 84.268

Auditors' Recommendation: During CLA testing of Special Tests and Provisions. CLA noted that the University was not in compliance with the federal financial aid regulations the school is required to report changes in the student's enrollment status, the effective date of the status and an anticipated completion date. Changes in enrollment to less than half-time, graduated, or withdrawn status must be reported within 30 days. However, if a Roster file is expected within 60 days, you may provide the data on that Roster file (34CFR section 682.610).

Explanation of disagreement with audit finding: There is no disagreement with the audit finding.

Action taken in response to finding:

Jackson State University has an established and published academic calendar which guides the day-to-day academic operations and functions of the University. In some instances, the census and financial purge deadlines are extended to ensure students complete their registration requirements. When extensions are provided, the enrollment file is unable to be submitted timely and also causes delays in processing the Enrollment Error report. To alleviate the untimely submission of the Enrollment Report, different practices have been established to aid students in completing their registration before the published deadline and subsequently ensuring the Enrollment file is submitted by the deadline.

The University will adhere to published deadlines to prevent delays in reporting and error resolution.

The University will enhance semester onboarding by:

- **Begin purge process earlier in the semester to ensure timely enrollment verification for each semester.**
- **Increase communications between Office of the Registrar and Office of Financial Aid to weekly checks to discover and resolve resolutions within a 5-day window. This ensures we will meet the 10-day resolution deadline.**

Name(s) of the contact person(s) responsible for corrective action:

Ozie Ratcliff – Director of Financial Aid

Lekesha Tubbs – University Registrar

Planned completion date for corrective action plan:

Updated process will begin 3/25/2024.



2500 North State Street
Jackson, Mississippi 39216

**UNIVERSITY OF MISSISSIPPI, MEDICAL CENTER
CORRECTIVE ACTION PLAN
YEAR ENDED JUNE 30, 2023**

FINDINGS—FEDERAL AWARD PROGRAMS AUDIT

Department of Education

2023-010 NSLDS Enrollment Reporting

Student Financial Aid Cluster – Assistance Listing No. 84.063, 84.268

Auditors' Recommendation: During CLA testing of Special Tests and Provisions, CLA noted that the University was not in compliance with the federal financial aid regulations the school is required to report changes in the student's enrollment status, the effective date of the status and an anticipated completion date. Changes in enrollment to less than half-time, graduated, or withdrawn status must be reported within 30 days. However, if a Roster file is expected within 60 days, you may provide the data on that Roster file (34CFR section 682.610).

Explanation of disagreement with audit finding: There is no disagreement with the audit finding.

Action taken in response to finding: The Office of Enrollment Management worked with DIS to create a supplement report (*UMC RPT ST Student Academic Program Status Withdrawn, Dismissed or LOA-V2*) to capture students whose enrollment status changes but is not picked up through monthly clearinghouse submissions. This report will run in tandem with our monthly clearinghouse report and any student with a status change not pulled on the clearinghouse report will be manually updated within the National Student Clearinghouse database by our Associate Director of Enrollment Services. These updates will then be reported to NSLDS, along with our monthly enrollment report.

Name(s) of the contact person(s) responsible for corrective action: Dr. Emily Cole, Executive Director of Enrollment Management

Planned completion date for corrective action plan: Effective immediately. The Office of Enrollment Management will begin utilizing the new report with the March enrollment file submitted to clearinghouse.

If the Department of Education has questions regarding this plan, please call Dr. Emily Cole at 601-984-1082.



2023–011 Outstanding Student Refund Checks

Student Financial Aid Cluster – CFDA No. 84.007, 84.033, 84.063, 84.268

Auditors' Recommendation: During CLA testing of Special Tests and Provisions. CLA noted that the University was not in compliance with the federal financial aid regulations requirement that any Title IV federal funds disbursed to a student or parent that have not received or negotiated must be returned to the appropriated federal financial aid program no later than 240 days after the check or electronic fund transfer (EFT) was issued. CLA recommends that the University review the requirement and implement a monitoring control to monitor the checks throughout the year.

Explanation of disagreement with audit finding: There is no disagreement with the audit finding.

Action taken in response to finding:

Create a policy to address the following: Returned or unclaimed Title IV Refunds will be successfully delivered to recipients (students or parents) or returned to the appropriate federal agency after 180 days outstanding. Additional attempts may be made to contact recipients; however, all unclaimed funds will be returned to the appropriate aid program no later than 240 days after the initial disbursement.

The Accounting Office will maintain an "Outstanding Title IV Refund Checks/EFT Returns" list that will be provided to the Bursar's Office every month. The Bursar's Office will review the "Outstanding Title IV Refund Checks/EFT Returns" list every month and follow the procedures below regarding the outstanding checks/EFT returns.

- The Bursar's Office will use all reasonable means to locate the student or parent whose Title IV refund checks or returns have become 120 days old.
- If all attempts are not successful, any outstanding Title IV refunds checks that have become stale dated (over 180 days) will be voided. The Bursar's Office will make an entry, after a check has been voided, debiting the student account, and crediting a designated account that the Accounting's Office will specify. This entry will then be interfaced to the Finance General Ledger debiting Student AR and crediting "Unclaimed Title IV Account".
- The Bursar's Office will then send an e-mail notice to the Financial Aid Office containing the student's name, student ID number, Title IV program(s), aid year and dollar amount that has been credited to the "Unclaimed Title IV Account".
- Based on the information provided, funds will be returned to the appropriate aid program within 210 – 240 days.
- The Financial Aid Office will make the appropriate change(s) to the Fiscal Operations Report and Application to Participate (FISAP).
- The Accounting's Office will reconcile the "Unclaimed Title IV Account" every month.

Name(s) of the contact person(s) responsible for corrective action:

Charlette Mock, Director of Accounting
Lucreta Tribune, Associate Vice President for Finance

Planned completion date for corrective action plan:

This plan will be implemented no later than April 2024, with ongoing review of the process. This process should be completely in effect by the end of the current fiscal year, June 30, 2024.

If the U.S. Department of Education has questions regarding these plans, please call Juanita Edwards at 601-877-6672.



RE: Corrective Action Plan – Direct Loan Exit Counseling

2023-012 Direct Loan Exit Counseling

During CLA testing of Eligibility. CLA noted that the University was not in compliance with the federal financial aid regulations all schools that participate in the Federal Student Aid programs are required to provide exit counseling to student borrowers who withdraw from school. This requirement is outlined in 34 CFR section 685.304. Specifically, exit counseling must be provided within 30 days after the school learns that the student borrower has withdrawn from school.

Explanation of disagreement with audit finding: There is no disagreement with the audit finding.

Action taken in response to finding:

The R2T4 process has been updated to include placing the requirement for the exit counseling as a condition for submission of the withdrawal form. An additional notification will be sent after the R2T4 process has been completed.

Name(s) of the contact person(s) responsible for corrective action:

Ozie Ratcliff – Director of Financial Aid

Planned completion date for corrective action plan:

Updated process will begin 3/25/2024.



2023-013 The Gramm-Leach-Bliley Act (GLBA) Compliance

Student Financial Aid Cluster – Assistance Listing No. 84.007, 84.033, 84.063, 84.268

Auditors' Recommendation: The Institution is required to perform Safeguards that address the required areas noted in GLBA 16 CFR 314.4, which are (1) the Institution designated a Qualified Individual responsible for implementing and monitoring the Institution's information security program, (2) the Institution's written information security program addresses the required minimum seven elements.

CLA identified that the organization does not meet compliance requirements outlined in the GLBA Safeguards Rule. The institution's policy identifies a qualified individual (such as a CIO, ISO, CISO) responsible for the Information Security program. In addition, the written information security program (WISP) did not address certain required elements. CLA recommends that the safeguards are updated/performed per GLBA requirements.

Explanation of disagreement with audit finding: There is no disagreement with the audit finding.

Action taken in response to finding:

The Center for Information Technology Services is moving towards completion of the GLBA 16 CFR 314.4 requirements:

- a) Fully Compliant
- b) Fully Compliant
- c) Partially Compliant
- d) Fully Compliant
- e) Fully Compliant
- f) Vendor Management policy and program in design
- g) Fully Compliant
- h) IR Plan in draft
- i) Not Completed

To address "Qualified Individual", the university has retained vCISO services of Pileum, reporting to the CIO. Pileum is providing annual risk assessments and assisting with authoring/auditing required controls, policy, procedures, and security program documentation.

All in-progress requirements and the published university statement of compliance will be completed by May 31, 2024

Name(s) of the contact person(s) responsible for corrective action:

Desmond L. Stewart, Interim Chief Information Officer

Planned completion date for corrective action plan:

May 31, 2024

If the U.S. Department of Education has questions regarding these plans, please call Juanita Edwards at 601-877-6672.



MISSISSIPPI VALLEY STATE
UNIVERSITY

2023-013 The Gramm-Leach-Bliley Act (GLBA) Compliance

Student Financial Aid Cluster – Assistance Listing No. 84.007, 84.033, 84.063, 84.268

Auditors' Recommendation: The Institution is required to perform Safeguards that address the required areas noted in GLBA 16 CFR 314.4, which are (1) the Institution designated a Qualified Individual responsible for implementing and monitoring the Institution's information security program, (2) the Institution's written information security program addresses the required minimum seven elements.

CLA identified that the organization does not meet the following compliance requirements outlined in the GLBA Safeguards Rule. (b.1b) The institution has been approved by the individual leading the information security program (b.3) The institution's written information security program and verify the implementation of safeguards b.3.1 to b.3.8. (b.3.5) the institution's written information security program identifies the use of multi-factor authentication for individuals accessing sensitive information across systems. (b.3.7) the institution's written information security program includes an adopted change management policy with procedures documented accordingly.

Explanation of disagreement with audit finding: There is no disagreement with the audit finding.

Action taken in response to finding:

The University has engaged in a partnership with Procellis and Pileum to help assess the our current state of security and compliance according to GLBA standards.

Name(s) of the contact person(s) responsible for corrective action:

Dameon A. Shaw, Vice President for University Advancement, External Relations and Information Security - Office: 662-254-3790 Email: dameon.shaw@mvsu.edu

Planned completion date for corrective action plan:

June 30, 2024

OFFICE OF
FINANCIAL AID



RE: Corrective Action Plan – Return of Title IV Funds

During CLA testing of Special Tests and Provisions. CLA noted that the university was not in compliance with federal financial aid regulations when a recipient of Title IV grant or loan assistance withdraws from an institution during a payment period or period of enrollment in which the recipient began attendance, the institution must determine the amount of Title IV grant or loan assistance that the student earned as of the student's withdrawal date (34CFR section 668.22).

Explanation of disagreement with audit finding: There is no disagreement with the audit finding.

Action taken in response to the finding:


The R2T4 process has been updated to include better communication between the Director of Financial Aid and the University Registrar to monitor enrollment status changes and ensure that the information used for the R2T4 calculations accurate. The Director of Financial Aid will review the staff members' processing of R2T4 calculations to ensure accuracy.

Name(s) of the contact person(s) responsible for corrective action:

Ozie Ratcliff – Director of Financial Aid

Planned completion date for a corrective action plan:

The updated process will begin on 3/25/2024.



Mississippi University for Women

FOUNDED 1884 COEDUCATIONAL SINCE 1982

University Accounting
1100 College Street, MUW-1604
Columbus, MS 39701-5800
(662) 329-7210
(662) 329-7218 Fax
www.muw.edu

MISSISSIPPI UNIVERSITY FOR WOMEN CORRECTIVE ACTION PLAN YEAR ENDED JUNE 30, 2023

FINDINGS—FEDERAL AWARD PROGRAMS AUDIT

Department of Education

2023-015 Education Stabilization Fund – Assistance Listing No. 84.425F

Condition: The University drew funds in fiscal year 2022 for amounts earned in fiscal year 2022 but were not reported on the SEFA until fiscal year 2023.

Recommendation: We recommend the institution review and revise its current reporting procedures and review requirements to ensure that federal expenditures are properly identified and classified.


Explanation of disagreement with audit finding: There is no disagreement with the audit finding.

Action taken in response to finding: University Accounting will review and revise its current reporting procedures and review requirements to ensure that federal expenditures are properly identified and classified.

Name(s) of the contact person(s) responsible for corrective action: Rachel Sudduth

Planned completion date for corrective action plan: April 1, 2024

If the Department of Education has questions regarding this plan, please call Susan Soblely at 662-386-1403.



Mississippi University for Women

FOUNDED 1884 COEDUCATIONAL SINCE 1982

University Accounting
1100 College Street, MUW-1604
Columbus, MS 39701-5800
(662) 329-7210
(662) 329-7218 Fax
www.muw.edu

MISSISSIPPI UNIVERSITY FOR WOMEN CORRECTIVE ACTION PLAN YEAR ENDED JUNE 30, 2023

FINDINGS—FEDERAL AWARD PROGRAMS AUDIT

Department of Education

2023-016 Education Stabilization Fund – Assistance Listing No. 84.425F

Condition: We noted that the University does not have policies or procedures in place for compliance with suspension and debarment requirements.

Recommendation: We recommend that the University ensure its policies and procedures over suspension and debarment are being enforced to ensure evidence of compliance to suspension and debarment regulations are maintained. This can include maintaining evidence that management reviewed the SAM.gov website, maintaining a certification from the vendor, or including a clause in contract with vendors that they are not suspended or debarred.


Explanation of disagreement with audit finding: There is no disagreement with the audit finding.

Action taken in response to finding: The Director of Sponsored Programs and the Director of Purchasing will develop a policy and procedures that ensures the University is in compliance with the suspension and debarment requirements outlined in OMB Circular A-110, section 13. .

Name(s) of the contact person(s) responsible for corrective action: Patricia Caston, Melissa Buxton.

Planned completion date for corrective action plan: April 30, 2024

If the Department of Education has questions regarding this plan, please call Susan Sobley at (662) 329-7214.



Mississippi University for Women

FOUNDED 1884 COEDUCATIONAL SINCE 1982

University Accounting
1100 College Street, MUW-1604
Columbus, MS 39701-5800
(662) 329-7210
(662) 329-7218 Fax
www.muw.edu

MISSISSIPPI UNIVERSITY FOR WOMEN CORRECTIVE ACTION PLAN YEAR ENDED JUNE 30, 2023

FINDINGS—FEDERAL AWARD PROGRAMS AUDIT

Department of Education

2023-017 Education Stabilization Fund – Assistance Listing No. 84.425E, F, J, T

Condition: Annual Reporting: MUW could not provide evidence of review over the annual report submitted March 24, 2023. Quarterly Reporting: MUW submitted an out-of-date quarterly form for the quarter ending September 30, 2022. In addition, MUW could not provide evidence of review over the quarterly report submitted for the quarter ended September 30, 2022.

Recommendation: We recommend the institutions strengthen their understanding of the reporting requirements established by the grant and ensure supporting documentation is maintained to substantiate amounts reported.

Explanation of disagreement with audit finding: There is no disagreement with the audit finding.

Action taken in response to finding: The Grant Accountant will strengthen their understanding of the reporting requirements established by the grant and stay abreast of any changes/revisions to those reporting requirements. They will work in conjunction with the Director of Sponsored Programs.

Additionally, the Grant Accountant has created a cover sheet that will be signed by the Vice President of Finance and Administration upon review of the report being submitted. The completed and signed form will serve as evidence that accompanying report has been reviewed. All documentation will be retained in University Accounting.

Name(s) of the contact person(s) responsible for corrective action: Rachel Sudduth.

Planned completion date for corrective action plan: March 21, 2024.

If the Department of Education has questions regarding this plan, please call Susan Soblely at (662) 329-7214.



MISSISSIPPI VALLEY STATE
UNIVERSITY®

**MISSISSIPPI VALLEY STATE UNIVERSITY
CORRECTIVE ACTION PLAN
YEAR ENDED JUNE 30, 2023**

FINDINGS—FEDERAL AWARD PROGRAMS AUDIT

Department of Education

2023-017 Education Stabilization Fund – Assistance Listing No. 84.425E, F, J, T

Condition: Quarterly Reporting: MVSU could not provide evidence of review over the quarterly report submitted for the quarter ended June 30, 2022. Annual Reporting: MVSU could not provide evidence of review over the annual report submitted March 25, 2023.

Recommendation: We recommend the institutions strengthen their understanding of the reporting requirements established by the grant and ensure supporting documentation is maintained to substantiate amounts reported.

Explanation of disagreement with audit finding: There is no disagreement with the audit finding.

Action taken in response to finding: The quarterly reports with supporting documentation have been submitted to the Director of Accounting and Vice President for Business and Finance review prior to the posting deadline. This action started with the quarterly report submitted for the quarter ending June 30, 2023. The deadline for posting this quarterly report was July 10, 2023.

Additionally, the annual reports with supporting documentation will be submitted to the Director of Accounting and Vice President for Business and Finance in a timely manner for review and verification prior to the submission deadline.

Name(s) of the contact person(s) responsible for corrective action: Samuel Melton

Planned completion date for corrective action plan: July 10, 2023

If the U.S. Department of Education has questions regarding this plan, please call Samuel Melton at 662.254.3882.

OFFICE OF SPONSORED PROGRAMS/TITLE III



**CORRECTIVE ACTION PLAN
YEAR ENDED JUNE 30, 2023**

FINDINGS—FEDERAL AWARD PROGRAMS AUDIT

Department of Education

2023-018 Education Stabilization Fund – Assistance Listing No. 84.425C

Condition: Property records did not contain accurate information related to certain equipment purchases.

Recommendation: We recommend the institutions strengthen its controls and processes related to capturing information relating to equipment purchases and ensure that property records properly reflect the required information.

Explanation of disagreement with audit finding: There is no disagreement with the audit finding.

Action taken in response to finding: The Property Management department has and will continue to double-check the information being entered into the University's inventory system as it relates to equipment purchases and University property. The Property Management department will also ensure university departments are completing quarterly self-audits, verifying the information of all assets added to their inventory reports. To ensure this the Property Manager will increase communication reminding departments to check for any discrepancies of newly added assets. Lastly, the Grants Department, Property Management and Central Receiving if necessary will work with Purchasing to list the location code on the purchase order in which the acquired inventory should be added prior to the asset's arrival to the warehouse.

Name(s) of the contact person(s) responsible for corrective action: Tanya Donnell, Property Manager; Vance Siggers, Interim Vice President of Campus Operations; and Howard Brown, Vice President of Business and Finance.

Planned completion date for corrective action plan: September 01, 2024.

If the Department of Education has questions regarding this plan, please call Tanya Donnell, Property Control Manager at (601)979-6354.